

Model	Specification
  <p><b>VSL-HB</b> LED High Bay</p>	<p><b>Power</b> 100W / 150W  <b>Lumen</b> 10,700lm / 15,600lm  <b>Efficiency</b> 107 lm/W / 104 lm/W  <b>LED / Driver</b> CREE XLamp XP-G2 / MEAN WELL  <b>Beam Angle</b> 33°, 69°, 138°  <b>Dimension</b> Ø 350*283mm  <b>IP</b> IP20  <b>CCT</b> 5700K  <b>Rated Life</b> 50,000 hours</p> <p style="text-align: right;"> </p>
  <p><b>VSL-UFO1</b> LED UFO1 High Bay</p>	<p><b>Power</b> 100W / 150W / 180W  <b>Lumen</b> 11,000lm / 16,500lm / 19,800Lm  <b>Efficiency</b> 110 lm/W  <b>LED / Driver</b> LED 2835 / Driver on Board (DOB)  <b>Beam Angle</b> 90°(with ALU / PC reflector), 120°  <b>Dimension</b> Ø 292*107mm  <b>IP</b> IP65  <b>CCT</b> 5700K  <b>Rated Life</b> 30,000 hours</p> <p style="text-align: right;"></p>
  <p><b>LP-UFO2</b> LED UFO2 High Bay</p>	<p><b>Power</b> 100W / 150W / 200W  <b>Lumen</b> 11,000lm / 16,500lm / 22,000Lm  <b>Efficiency</b> 110 lm/W  <b>LED / Driver</b> LUMILEDS 3030 / IN-HOUSE  <b>Beam Angle</b> 60°, 90°, 120°  <b>Dimension</b> Ø 288*110mm / Ø 340*130mm / Ø 390*150mm  <b>IP</b> IP65  <b>CCT</b> 5700K  <b>Rated Life</b> 30,000 hours</p> <p style="text-align: right;"></p>
  <p><b>VSL-UFO6 (130lm/W)</b> Smart Lighting Control Optional LED UFO6 High Bay</p>	<p><b>Power</b> 100W / 150W / 200W / 240W  <b>Lumen</b> 13,000lm / 19,500lm / 26,000lm , 31,200lm  <b>Efficiency</b> 130 lm/W  <b>LED</b> OSRAM 2835 / PHILIPS XITANIUM  <b>Beam Angle</b> 60°, 90°, 120°  <b>Dimension</b> Ø 290*170mm / Ø 340*180mm / Ø 400*194mm  <b>IP</b> IP65  <b>CCT</b> 5700K  <b>Rated Life</b> 50,000 hours</p> <p style="text-align: right;"> </p>
  <p><b>VSL-UFO6 (150lm/W)</b> Smart Lighting Control Optional LED UFO6 High Bay</p>	<p><b>Power</b> 100W / 150W / 200W / 240W  <b>Lumen</b> 15,000lm / 22,500lm / 30,000lm / 36,000lm  <b>Efficiency</b> 150 lm/W  <b>LED</b> OSRAM 3030 / PHILIPS XITANIUM  <b>Beam Angle</b> 60°, 90°, 120°  <b>Dimension</b> Ø 290*170mm / Ø 340*180mm / Ø 400*194mm  <b>IP</b> IP65  <b>CCT</b> 5700K  <b>Rated Life</b> 50,000 hours</p> <p style="text-align: right;"> </p>

Model	Specification	
<p><b>VSL-YLY2 (130lm/W)</b></p>  <p>Dimmable</p>  <p>Smart Lighting Control Optional <b>LED YLY2 High Bay</b></p>	<p><b>Power</b> 100W / 120W / 150W / 200W  <b>Lumen</b> 13,000lm / 15,600lm / 19,500lm / 26,000lm  <b>Efficiency</b> 130 lm/W  <b>LED</b> REFOND 3030 / LIFUD  <b>Beam Angle</b> 90° / 120° (100-120W), 60° / 90° / 120° (150-200W)  <b>Dimension</b> Ø 239*181mm (100-120W) / Ø 271*182mm (150-200W)  <b>IP</b> IP65  <b>CCT</b> 5700K  <b>Rated Life</b> 50,000 hours</p>	  
<p><b>VSL-YLY2 (190lm/W)</b></p>  <p>Dimmable</p>  <p>Smart Lighting Control Optional <b>LED YLY2 High Bay</b></p>	<p><b>Power</b> 100W / 120W / 150W / 200W  <b>Lumen</b> 19,000lm / 22,800lm / 28,500lm / 36,000lm  <b>Efficiency</b> 190 lm/W  <b>LED</b> SAN'AN 2835 / MOSO  <b>Beam Angle</b> 90° / 120° (100-120W), 60° / 90° / 120° (150-200W)  <b>Dimension</b> Ø 270*175mm  <b>IP</b> IP65  <b>CCT</b> 5700K  <b>Rated Life</b> 50,000 hours</p>	  
<p><b>VSL-HBR</b></p>   <p><b>LED High Bay Retrofit</b></p>	<p><b>Power</b> 150W  <b>Lumen</b> 19,220lm  <b>Efficiency</b> 128 lm/W  <b>LED</b> SAMSUNG SMD3030  <b>Beam Angle</b> 120°  <b>Dimension</b> Ø 200*318mm  <b>IP</b> -  <b>CCT</b> 3000K / 4000K / 6000K  <b>Rated Life</b> 40,000 hours</p>	 
<p><b>VSL-FGA2</b></p>  <p>Dimmable</p>  <p>Smart Lighting Control Optional <b>LED FGA2(Food Grade) High Bay</b></p>	<p><b>Power</b> 100W / 120W / 150W / 200W / 240W  <b>Lumen</b> 13,500lm / 16,200lm / 20,250lm / 27,000lm / 32,400lm  <b>Efficiency</b> 135 lm/W  <b>LED / Driver</b> SEOUL / SOSEN  <b>Beam Angle</b> 90°, 120°  <b>Dimension</b> Ø 520*223mm  <b>IP</b> IP66  <b>CCT</b> 5700K  <b>Rated Life</b> 50,000 hours</p>	 

Model	Specification	
  <p><b>VSL-T8LB236 S</b> T8 Lowbay Fitting Mirror Acrylic Diffuser</p>	<b>Power</b> <b>Lumen</b> <b>Efficiency</b> <b>LED / Driver</b> <b>Beam Angle</b> <b>Dimension</b> <b>IP</b> <b>CCT</b> <b>Rated Life</b>	2 X 18W 4,200lm 111 lm/W PHILIPS CorePro HO LED Tube 90° x 100° 1224*203*90mm IP54 6500K 30,000 hours
  <p><b>VSL-LPS22 S</b> LED Panel Fitting Polystyrene Diffuser</p>	<b>Power</b> <b>Lumen</b> <b>Efficiency</b> <b>LED / Driver</b> <b>Beam Angle</b> <b>Dimension</b> <b>IP</b> <b>CCT</b> <b>Rated Life</b>	40W 3,600lm 90 lm/W PHILIPS Certaflux Panel G2 120° 650*650*50mm IP20 6500K 30,000 hours
  <p><b>LP-SLF</b> LED SLIM Flood Light</p>	<b>Power</b> <b>Lumen</b> <b>Efficiency</b> <b>LED / Driver</b> <b>Beam Angle</b> <b>Dimension</b> <b>IP</b> <b>CCT</b> <b>Rated Life</b>	10W / 20W / 30W / 50W / 100W / 150W / 200W 1000lm / 2000lm / 3000lm / 5000lm / 10000lm / 15000lm / 20000lm 100 lm/W LUMILEDS 3030 / MEAN WELL 60° / 90° 120*110*36mm ~ 480*280*45mm IP65 3000K / 6500K 30,000 hours 
  <p><b>LP-YH</b> LED YH Flood Light</p>	<b>Power</b> <b>Lumen</b> <b>Efficiency</b> <b>LED / Driver</b> <b>Beam Angle</b> <b>Dimension</b> <b>IP</b> <b>CCT</b> <b>Rated Life</b>	10W / 20W / 30W / 50W / 100W / 150W / 200W 1000lm / 2000lm / 3000lm / 5000lm / 10000lm / 15000lm / 20000lm 100 lm/W LUMILEDS 3030 / IN-HOUSE 120° 130*110*45mm ~ 380*350*95mm IP65 3000K / 5700K 30,000 hours 
  <p><b>BVP150</b> LED Flood Light G3</p>	<b>Power</b> <b>Lumen</b> <b>Efficiency</b> <b>LED / Driver</b> <b>Beam Angle</b> <b>Dimension</b> <b>IP</b> <b>CCT</b> <b>Rated Life</b>	10W / 20W / 30W / 50W 800lm / 1700lm / 2500lm / 4200lm 85 lm/W PHILIPS 110° 130*110*45mm ~ 380*350*95mm IP65 3000K / 4000K / 6500K 20,000 hours 

# H HYGROW LED FLOOD LIGHT / HIGH MAST / STREET LIGHT

Model	Specification	
<p><b>VSL-ZY-V501</b></p>  <p><b>LED V501 Modular Flood Light</b></p>	<p><b>Power</b> 50W / 100W / 150W / 200W / 250W  <b>Lumen</b> 7,750lm / 15,500lm / 23,250lm / 31,000lm / 38,750lm  <b>Efficiency</b> 155 lm/W  <b>LED / Driver</b> SAN'AN / MOSO  <b>Beam Angle</b> 25°, 40°, 60°, 90°  <b>Dimension</b> 302*88*225mm ~ 302*440*225mm  <b>IP</b> IP66  <b>CCT</b> 3000K / 4000K / 5000K / 5700K / 6500K  <b>Rated Life</b> 50,000 hours</p>	
<p><b>VSL-HD-FL01</b></p>  <p><b>LED High Density Flood Light</b></p> <p>Dimmable</p>	<p><b>Power</b> 250W / 500W / 750W / 1,000W / 1,250W  <b>Lumen</b> 31,250lm / 62,500lm / 93,750lm / 125,000lm / 156,250lm  <b>Efficiency</b> 125 lm/W  <b>LED / Driver</b> LUMILEDS 3030, SAMSUNG 3535* / MEAN WELL  <b>Beam Angle</b> 30°, 60°, 120°, 10°*  <b>Dimension</b> 297*483*135mm ~ 1166*510*136mm  <b>IP</b> IP66  <b>CCT</b> 3000K / 5700K  <b>Rated Life</b> 50,000 hours</p>	
<p><b>VSL-HD-STA01</b></p>  <p><b>LED High Density High Mast</b></p> <p>Dimmable</p>	<p><b>Power</b> 300W / 500W / 750W / 1,000W / 1,250W  <b>Lumen</b> 390,00lm / 65,000lm / 97,500lm / 130,000lm / 156,000lm  <b>Efficiency</b> 130 lm/W  <b>LED / Driver</b> LUMILEDS / OSRAM* / MEAN WELL  <b>Beam Angle</b> 30°, 45°, 80°, 120° / 15°*, 20°*, 25°*, 40°*  <b>Dimension</b> 297*483*135mm ~ 1166*510*136mm  <b>IP</b> IP66  <b>CCT</b> 3000K / 5700K  <b>Rated Life</b> 50,000 hours</p>	
<p><b>VSL-LP-LD08</b></p>  <p><b>LED Street Light</b></p>	<p><b>Power</b> 12W / 24W / 30W / 40W / 50W / 60W / 80W  <b>Lumen</b> 1200lm / 2400lm / 3000lm / 4000lm / 5000lm / 6000lm / 8000lm  <b>Efficiency</b> 100 lm/W  <b>LED / Driver</b> EPISTAR / IN-HOUSE  <b>Beam Angle</b> 120° x 90°  <b>Dimension</b> 350*95*60mm ~ 550*250*60mm  <b>IP</b> IP65  <b>CCT</b> 5700K  <b>Rated Life</b> 50,000 hours</p>	
<p><b>VSL-ZY-L26</b></p>  <p><b>LED Street Light</b></p> <p>Smart Lighting Control Optional</p>	<p><b>Power</b> 50W / 100W / 150W / 200W / 250W  <b>Lumen</b> 7,750lm / 15,500lm / 23,250lm / 31,000lm / 38,750lm  <b>Efficiency</b> 155 lm/W  <b>LED / Driver</b> SAN'AN / MOSO  <b>Beam Angle</b> Type I, II, III  <b>Dimension</b> 710*340*235mm ~ 850*350*235mm  <b>IP</b> IP66  <b>CCT</b> 5700K  <b>Rated Life</b> 50,000 hours</p>	
<p><b>PHILIPS BRP130/131/132</b></p>  <p><b>LED Street Light</b></p>	<p><b>Power</b> 70W / 100W / 140W  <b>Lumen</b> 6,650lm / 9,500lm / 13,300lm  <b>Efficiency</b> 95 lm/W  <b>LED / Driver</b> PHILIPS  <b>Beam Angle</b> Wide beam  <b>Dimension</b> 382*248.4*85mm / 453.8*277.2*85mm / 508*325.5*85mm  <b>IP</b> IP66  <b>CCT</b> 3000K / 4000K / 5700K  <b>Rated Life</b> 30,000 hours</p>	







Model		Specification	
  <p><b>VSL-SLBC</b> LED T8 Slim Bare Channel</p>	<p><b>Power</b> 1 x 8W ~ 24W / 2 x 8W ~ 24W  <b>Lumen</b> 600 ~7,400lm  <b>Efficiency</b> 75 ~ 154 lm/W  <b>LED Tube</b> PHILIPS / WISELITE  <b>Beam Angle</b> 160° ~ 240°  <b>Dimension</b> 1220*44*64mm / 1220*105*71mm  <b>IP</b> -  <b>CCT</b> 3000K / 4000K / 6500K  <b>Rated Life</b> 15,000 ~ 50,000 hours</p>		
  <p><b>VSL-YWAM</b> LED T8 Wide Batten Acrylic</p>	<p><b>Power</b> 1 x 18W ~ 24W / 2 x 18W ~ 24W  <b>Lumen</b> 1800 ~7,400lm  <b>Efficiency</b> 75 ~ 154 lm/W  <b>LED Tube</b> PHILIPS / WISELITE  <b>Beam Angle</b> 160° ~ 240°  <b>Dimension</b> 1173*90*124mm / 1230*90*124mm  <b>IP</b> IP22  <b>CCT</b> 3000K / 4000K / 6500K  <b>Rated Life</b> 15,000 ~ 50,000 hours</p>		
  <p><b>VSL-YSL</b> LED T8 Weatherproof</p>	<p><b>Power</b> 1 x 18W ~ 24W / 2 x 8W ~ 24W  <b>Lumen</b> 1800 ~7,400lm  <b>Efficiency</b> 75 ~ 154 lm/W  <b>LED Tube</b> PHILIPS / WISELITE  <b>Beam Angle</b> 160° ~ 240°  <b>Dimension</b> 1265*90*88mm / 1265*130*88mm  <b>IP</b> IP65  <b>CCT</b> 3000K / 4000K / 6500K  <b>Rated Life</b> 15,000 ~ 50,000 hours</p>		
  <p><b>VSL-SS236T8</b> LED T8 Stainless Steel Weatherproof</p>	<p><b>Power</b> 1 x 18W ~ 24W / 2 x 8W ~ 24W  <b>Lumen</b> 1800 ~7,400lm  <b>Efficiency</b> 75 ~ 154 lm/W  <b>LED Tube</b> PHILIPS / WISELITE  <b>Beam Angle</b> 160° ~ 240°  <b>Dimension</b> 1310*140*97mm / 1310*210*97mm  <b>IP</b> IP65  <b>CCT</b> 3000K / 4000K / 6500K  <b>Rated Life</b> 15,000 ~ 50,000 hours</p>		
 <p>Linear</p>  <p>LED Linear</p>	<p><b>Power</b> 18W  <b>Lumen</b> 1,800lm  <b>Efficiency</b> 100 lm/W  <b>LED Tube</b> PHILIPS  <b>Beam Angle</b> 160°  <b>Dimension</b> 1100*40*50mm  <b>IP</b> -  <b>CCT</b> 3000K / 4000K / 6500K  <b>Rated Life</b> 15,000 hours</p>		
 <p>Trunklinea Plus</p>  <p>LED Linear</p>	<p><b>Power</b> 3W / 6W / 9W / 12W  <b>Lumen</b> 300lm / 600lm / 900lm / 1,200lm  <b>Efficiency</b> 100 lm/W  <b>LED Tube</b> PHILIPS  <b>Beam Angle</b> 160°  <b>Dimension</b> 1024*32*48mm  <b>IP</b> -  <b>CCT</b> 3000K / 4000K / 6500K  <b>Rated Life</b> 15,000 hours</p>		

Model		Specification	
	<b>MESON RD</b> 	<b>Power</b> <b>Lumen</b> <b>Efficiency</b> <b>LED Tube</b> <b>Beam Angle</b> <b>Dimension</b> <b>IP</b> <b>CCT</b> <b>Rated Life</b>	9W / 17W / 24W 600lm / 1,200lm / 1,700lm 67 ~ 70 lm/W PHILIPS 120° 4" / 6" / 8" - 3000K / 4000K / 6500K 15,000 hours
	<b>LED Downlight</b>		
	<b>MESON SQ</b> 	<b>Power</b> <b>Lumen</b> <b>Efficiency</b> <b>LED Tube</b> <b>Beam Angle</b> <b>Dimension</b> <b>IP</b> <b>CCT</b> <b>Rated Life</b>	9W / 17W 600lm / 1,200lm 67 ~ 70 lm/W PHILIPS 120° 4" / 6" - 3000K / 4000K / 6500K 15,000 hours
	<b>LED Downlight Square</b>		
	<b>VSL-R2222W</b> 	<b>Power</b> <b>Lumen</b> <b>Efficiency</b> <b>LED Tube</b> <b>Beam Angle</b> <b>Dimension</b> <b>IP</b> <b>CCT</b> <b>Rated Life</b>	1 x 18W ~ 24W / 2 x 8W ~ 24W 1800 ~7,400lm 75 ~ 154 lm/W PHILIPS / WISELITE 160° ~ 240° 1208*603*70mm - 3000K / 4000K / 6500K 15,000 ~ 50,000 hours
	<b>LED T8 Top Mirror Louvre Recessed</b>		
	<b>VSL-TRO-30</b> 	<b>Power</b> <b>Lumen</b> <b>Efficiency</b> <b>LED Tube</b> <b>Beam Angle</b> <b>Dimension</b> <b>IP</b> <b>CCT</b> <b>Rated Life</b>	30W / 40W / 50W / 60W 3,900lm / 5,200lm / 6,500lm / 7,800lm 130 lm/W PHILIPS / WISELITE 160° ~ 240° 605*605*68mm / 1215*605*68mm IP20 6000K 50,000 hours
	<b>LED Troffer Light</b>		
	<b>Goodlite GAC CR</b> 	<b>Power</b> <b>Lumen</b> <b>Efficiency</b> <b>LED Tube</b> <b>Beam Angle</b> <b>Dimension</b> <b>IP</b> <b>CCT</b> <b>Rated Life</b>	2 x 18W 3,600lm 100 lm/W PHILIPS 120° 1208*603*120mm IP54 4000K / 6500K 30,000 hours
	<b>Clean Room Fitting</b>		
	<b>Smartbright Direct Panel G2</b> 	<b>Power</b> <b>Lumen</b> <b>Efficiency</b> <b>LED Tube</b> <b>Beam Angle</b> <b>Dimension</b> <b>IP</b> <b>CCT</b> <b>Rated Life</b>	36W 3,200lm 88 lm/W PHILIPS 120° 595*595*34mm IP20 4000K / 6500K 30,000 hours
	<b>LED Panel Light</b>		

# HYGROW LED SOLAR LED STREET LIGHT / FLOOD LIGHT






















Model	Specification
<p><b>VSL-ALO1</b></p> <p>PIR sensor</p>  <p><b>VSL SOLAR</b></p> <p><b>All-In-One Solar LED Street Light</b></p>	<p><b>Power</b> 30W / 60W / 90W / 120W / 150W</p> <p><b>Lumen</b> 900lm / 1,300lm / 1,600lm / 2,000lm / 2,600lm</p> <p><b>LED</b> EPISTAR 5730</p> <p><b>Beam Angle</b> 120°</p> <p><b>Solar Panel</b> Polycrystalline</p> <p><b>Battery</b> LiFePO4 (2000 cycles)</p> <p><b>Time</b> Charging: 6 ~ 8 hours, Discharging: 30 ~ 36 hours</p> <p><b>IP</b> IP65</p> <p><b>CCT</b> 3000K / 4000K / 5000K / 6000K</p> <p><b>CE</b></p>
<p><b>VSL-ALO1-AL</b></p> <p>PIR sensor</p>  <p><b>VSL SOLAR</b></p> <p><b>All-In-One Solar LED Street Light</b></p>	<p><b>Power</b> 60W / 120W / 180W</p> <p><b>Lumen</b> 800lm / 1,600lm / 2,400lm</p> <p><b>LED</b> BRIDGELUX 5730</p> <p><b>Beam Angle</b> 120°</p> <p><b>Solar Panel</b> Polycrystalline</p> <p><b>Battery</b> LiFePO4 (2000 cycles)</p> <p><b>Time</b> Charging: 6 ~ 8 hours, Discharging: 20 ~ 24 hours</p> <p><b>IP</b> IP65</p> <p><b>CCT</b> 6000K ~ 6500K</p> <p><b>CE</b></p>
<p><b>VSL-ALO2</b></p>  <p><b>VSL SOLAR</b></p> <p><b>LED All-In-One Solar Street Light</b></p>	<p><b>Power</b> 30W / 40W / 50W / 60W / 80W</p> <p><b>Lumen</b> 5,100lm / 6,800lm / 8,500lm / 10,000lm / 13,600lm</p> <p><b>LED</b> LUMILEDS 5050</p> <p><b>Beam Angle</b> Type II-S, II-M, III-M</p> <p><b>Solar Panel</b> Monocrystalline</p> <p><b>Battery</b> LiFePO4 (2000 cycles)</p> <p><b>Time</b> Charging: 6 ~ 10 hours, Discharging: 10 ~ 12 hours</p> <p><b>IP</b> IP65</p> <p><b>CCT</b> 2200K ~ 6000K</p> <p><b>RoHS</b> <b>CE</b></p>
<p><b>VSL-HPS1</b></p>  <p><b>VSL SOLAR</b></p> <p><b>Solar LED Street Light</b></p>	<p><b>Power</b> 90W / 120W / 150W / 180W</p> <p><b>Lumen</b> 2,200lm / 3,200lm / 4,200lm / 4,500lm</p> <p><b>LED</b> OSRAM 3030</p> <p><b>Beam Angle</b> 120°</p> <p><b>Solar Panel</b> Polycrystalline</p> <p><b>Battery</b> LiFePO4 (2000 cycles)</p> <p><b>Time</b> Charging: 6 ~ 8 hours, Discharging: 30 ~ 36 hours</p> <p><b>IP</b> IP65</p> <p><b>CCT</b> 3000K / 4000K / 5000K / 6000K</p>
<p><b>VSL-SFL2</b></p>  <p><b>VSL SOLAR</b></p> <p><b>Solar LED Flood Light</b></p>	<p><b>Power</b> 50W / 100W / 150W / 200W</p> <p><b>Lumen</b> 1,700lm / 2,200lm / 2,700lm / 3,800lm</p> <p><b>LED</b> EPISTAR 5730</p> <p><b>Beam Angle</b> 120°</p> <p><b>Solar Panel</b> Polycrystalline</p> <p><b>Battery</b> LiFePO4 (2000 cycles)</p> <p><b>Time</b> Charging: 6 ~ 8 hours, Discharging: 20 ~ 24 hours</p> <p><b>IP</b> IP65</p> <p><b>CCT</b> 3000K / 4000K / 5000K / 6000K</p> <p><b>CE</b></p>
<p><b>VSL-SBL</b></p>  <p><b>VSL SOLAR</b></p> <p><b>LED Solar Batten Light</b></p>	<p><b>Power</b> 20W / 40W / 60W</p> <p><b>Lumen</b> 1,000lm / 1,500lm / 2,000lm</p> <p><b>LED</b> SMD2835</p> <p><b>Beam Angle</b> 120°</p> <p><b>Solar Panel</b> Monocrystalline</p> <p><b>Battery</b> LiFePO4 (2000 cycles)</p> <p><b>Time</b> Charging: 6 ~ 8 hours, Discharging: 20~24 hours</p> <p><b>IP</b> IP65</p> <p><b>CCT</b> 3000K ~ 6000K</p>

# H HYGROW SOLAR LED FLOOD LIGHT / BATTEN / EX-PROOF

Model	Specification
<p>VSL-E360/E600 SLB</p>  <p>Microwave sensor LED Solar Batten</p>	<p><b>Power</b> 12W / 24W  <b>Lumen</b> 1,500lm / 2,400lm  <b>LED</b> SMD2835  <b>Beam Angle</b> 120°  <b>Solar Panel</b> Monocrystalline  <b>Battery</b> Lithium-ion (1000 cycles)  <b>Time</b> Charging: 6 ~ 8 hours, Discharging: 12 ~ 20 hours  <b>IP</b> IP65  <b>CCT</b> 6000K</p> <p>RoHS CE</p>
<p>VSL-SGL</p>  <p>LED Solar Garden Light</p>	<p><b>Power</b> 30W / 60W  <b>Lumen</b> 1,500lm / 2,400lm  <b>LED</b> SMD2835  <b>Beam Angle</b> 120°  <b>Solar Panel</b> Polycrystalline  <b>Battery</b> Lithium-ion (1000 cycles)  <b>Time</b> Charging: 6 ~ 8 hours, Discharging: 12 ~ 20 hours  <b>IP</b> IP65  <b>CCT</b> 6000K</p> <p>RoHS CE</p>
<p>VSL-SWL</p>  <p>LED Solar Wall Light</p>	<p><b>Power</b> 9W  <b>Lumen</b> 2,200lm / 2,800lm / 42,00lm / 5,500lm / 6,500lm / 7,200lm  <b>LED</b> EPISTAR 2835  <b>Beam Angle</b> 140° x 70°  <b>Solar Panel</b> Polycrystalline  <b>Battery</b> Lithium-ion (1000 cycles)  <b>Time</b> Charging: 6 ~ 8 hours, Discharging: 20 ~ 24 hours  <b>IP</b> IP65  <b>CCT</b> 6000K</p> <p>CE</p>
<p>CARY-KLE1016</p>  <p>LED Explosion Proof Dome Light</p>	<p><b>Power</b> 50W / 60W / 70W / 80W  <b>Lumen</b> 4,250lm / 5,100lm / 5,950lm / 6,800lm  <b>Efficiency</b> 85 lm/W  <b>LED / Driver</b> SAN'AN SMD / SOSEN  <b>Beam Angle</b> 180°  <b>Dimension</b> Ø 240*290mm  <b>IP</b> IP66  <b>CCT</b> 4000K / 5000K / 6000K  <b>Rated Life</b> 50,000 hours</p> <p>Ex RoHS CE</p>
<p>NEW-FBG</p>  <p><b>Newell</b> LED Explosion Proof High Bay</p>	<p><b>Power</b> 50W / 60W / 80W / 100W / 120W / 150W / 180W / 200W  <b>Lumen</b> 5,000lm ~ 20,000lm  <b>Efficiency</b> 100 lm/W  <b>LED / Driver</b> LUMILEDS 3030 / MEAN WELL  <b>Beam Angle</b> 110°  <b>Dimension</b> Ø 216*206mm ~ Ø 350*224.5mm  <b>IP</b> IP66  <b>CCT</b> 3000K / 4000K / 6000K  <b>Rated Life</b> 50,000 hours</p> <p>Ex</p>
<p>NEW-FBP</p>  <p><b>Newell</b> LED Explosion Proof Platform Light</p>	<p><b>Power</b> 50W / 60W / 80W / 100W / 120W / 150W / 180W / 200W  <b>Lumen</b> 5,000lm ~ 20,000lm  <b>Efficiency</b> 100 lm/W  <b>LED / Driver</b> LUMILEDS 3030 / MEAN WELL  <b>Beam Angle</b> 110°  <b>Dimension</b> Ø 216*177mm ~ Ø 350*203mm  <b>IP</b> IP66  <b>CCT</b> 3000K / 4000K / 6000K  <b>Rated Life</b> 50,000 hours</p> <p>Ex</p>



Model	Specification	
<p><b>CARY-KLE1029</b></p>  <p><b>CARY</b></p> <p>LED Explosion Proof Flood Light</p>	<p><b>Power</b> 50W / 100W / 150W / 200W</p> <p><b>Lumen</b> 4,500lm / 9,000lm / 13,500lm / 18,000lm</p> <p><b>Efficiency</b> 90 lm/W</p> <p><b>LED / Driver</b> CREE SMD / SOSEN</p> <p><b>Beam Angle</b> 60°x60° / 90°x90°</p> <p><b>Dimension</b> 263*160*105mm / 290*263*105mm / 420*263*105mm / 475*291*95mm</p> <p><b>IP</b> IP66</p> <p><b>CCT</b> 4000K / 5000K / 6000K</p> <p><b>Rated Life</b> 50,000 hours</p>	
<p><b>NEW-FBF011</b></p>  <p><b>Newell</b></p> <p>LED Explosion Proof Flood Light</p>	<p><b>Power</b> 50W / 100W / 200W</p> <p><b>Lumen</b> 4,500lm / 9,000lm / 18,000lm</p> <p><b>Efficiency</b> 90 lm/W</p> <p><b>LED / Driver</b> LUMILEDS 3030 / NEWELL</p> <p><b>Beam Angle</b> 110°</p> <p><b>Dimension</b> 242*202*132mm / 313*256*268mm / 450*310*268mm</p> <p><b>IP</b> IP65</p> <p><b>CCT</b> 3000K / 4000K / 6000K</p> <p><b>Rated Life</b> 50,000 hours</p>	
<p><b>EX-BJG</b></p>  <p><b>Topmost</b></p> <p>LED Explosion Proof Flood Light</p>	<p><b>Power</b> 80W / 100W / 120W / 160W / 200W / 240W</p> <p><b>Lumen</b> 8,800lm / 10,280lm / 12,480lm / 16,580lm / 20,800lm / 24800lm</p> <p><b>Efficiency</b> 103 ~ 105 lm/W</p> <p><b>LED</b> OSRAM</p> <p><b>Beam Angle</b> 15° / 40° / 60° / 80° / 120°</p> <p><b>Dimension</b> 330*215*150mm ~ 330*450*150mm</p> <p><b>IP</b> IP66</p> <p><b>CCT</b> 3000K / 5000K / 6500K</p> <p><b>Rated Life</b> 50,000 hours</p>	
<p><b>CARY-KLE1011</b></p>  <p><b>CARY</b></p> <p>LED Explosion Proof Linear Light</p>	<p><b>Power</b> 24W / 36W / 50W / 60W / 72W / 80W</p> <p><b>Lumen</b> 2,280lm / 3,456lm / 5,250lm / 6,180lm / 6,912lm / 7,600lm</p> <p><b>Efficiency</b> 95 lm/W</p> <p><b>LED / Driver</b> SAN'AN SMD / SOSEN</p> <p><b>Beam Angle</b> 120°</p> <p><b>Dimension</b> 381*126*88mm / 681*126*88mm / 1281*126*88mm(60W~80W)</p> <p><b>IP</b> IP66</p> <p><b>CCT</b> 4000K / 5000K / 6000K</p> <p><b>Rated Life</b> 50,000 hours</p>	
<p><b>NEW-FBY006</b></p>  <p><b>Newell</b></p> <p>LED Explosion Proof Light (w/o tube)</p>	<p><b>Power</b> 1 x 8W ~ 24W / 2 x 8W ~ 24W</p> <p><b>Lumen</b> 600 ~7,400lm</p> <p><b>Efficiency</b> 75 ~ 154 lm/W</p> <p><b>LED Tube</b> PHILIPS / WISELITE</p> <p><b>Beam Angle</b> 160° ~ 240°</p> <p><b>Dimension</b> 1270*142*111mm / 1270*197*92mm</p> <p><b>IP</b> IP65</p> <p><b>CCT</b> 3000K / 4000K / 6500K</p> <p><b>Rated Life</b> 15,000 ~ 50,000 hours</p>	
<p><b>CLLK 07036/36 2/6-2M</b></p>  <p><b>EATON</b></p> <p>LED Explosion Proof Batten Light</p>	<p><b>Power</b> 2 x 18 ~24W</p> <p><b>Lumen</b> 4200 ~7,400lm</p> <p><b>Efficiency</b> 117 ~ 154 lm/W</p> <p><b>LED</b> PHILIPS / WISELITE</p> <p><b>Beam Angle</b> 160° ~ 240°</p> <p><b>Dimension</b> 1360*130*188mm</p> <p><b>IP</b> IP66</p> <p><b>CCT</b> 3000K / 4000K / 6500K</p> <p><b>Rated Life</b> 15,000 ~ 50,000 hours</p>	

Model	Specification	
  <p><b>VSL-GTLL</b> LED Canopy Light</p>	<b>Power</b> <b>Lumen</b> <b>Efficiency</b> <b>LED</b> <b>Beam Angle</b> <b>Dimension</b> <b>IP</b> <b>CCT</b> <b>Rated Life</b>	60W / 80W / 100W / 120W / 150W 8,400lm / 11,200lm / 14,000lm / 16,800lm / 21,400lm 140 lm/W LUMILEDS 3030 120° 408*366*128mm IP65 3000K / 4000K / 5700K 50,000 hours 
  <p><b>EX-BNIH30</b> LED Explosion Portable Worklight</p>	<b>Charging Time</b> <b>Dimension</b> <b>IP</b> <b>CCT</b> <b>Rated Life</b>	Emergency Time: 4 hours (30W) 6 hours (20W) 10 hours (10W) 6 ~ 8 hours 280*100*450mm IP66 3000K / 5000K / 6500K 50,000 hours  
  <p><b>EX-BCTD04</b> LED Explosion Proof Exit Light</p>	<b>Power</b> <b>Lumen</b> <b>Efficiency</b> <b>LED</b> <b>Beam Angle</b> <b>Dimension</b> <b>IP</b> <b>CCT</b> <b>Rated Life</b>	4W 400lm 100 lm/W TOPMOST 120° 340*160*80mm IP66 6000K 50,000 hours  
  <p><b>NEW-FBB005</b> LED Explosion Proof Exit Light</p>	<b>Power</b> <b>Lumen</b> <b>Efficiency</b> <b>LED</b> <b>Beam Angle</b> <b>Dimension</b> <b>IP</b> <b>CCT</b> <b>Rated Life</b>	3W 300lm 100 lm/W LED F5 120° 265mm*208mm*71mm IP65 6000K 50,000 hours 
  <p><b>NEW-FBB005</b> LED Explosion Proof Emergency Light</p>	<b>Power</b> <b>Lumen</b> <b>Efficiency</b> <b>LED</b> <b>Beam Angle</b> <b>Dimension</b> <b>IP</b> <b>CCT</b> <b>Rated Life</b>	2 x 3W 600lm 100 lm/W LED 6W 120° 262mm*208mm*74mm IP65 6000K 50,000 hours 
  <p><b>EX-BCTD04</b> LED Explosion Proof Exit Light</p>	<b>Power</b> <b>Lumen</b> <b>Efficiency</b> <b>LED</b> <b>Beam Angle</b> <b>Dimension</b> <b>IP</b> <b>CCT</b> <b>Rated Life</b>	4W 400lm 100 lm/W OSRAM 120° 340*160*80mm IP66 6000K 50,000 hours    

# H HYGROW LED EMERGENCY / KELUAR / EXIT SIGN LIGHT

Model	Specification
<p>LE 115</p> <p><b>ECONLITE</b></p>  <p>LED Emergency Light</p>	<p>2.5W HIGH EFFECIENCY ENERGY CONSERVING EMERGENCY LIGHTING LUMINAIRE</p> <p><b>Input Voltage:</b> 240V±10%, 50Hz  <b>Battery:</b> Hi-Temp. Nickel Cadmium Battery  <b>Operating Temperature:</b> 0°C to 60°C  <b>Backup Time:</b> 3 Hours Duration  <b>Compliance:</b> Malaysia Standards MS-619  <b>IP:</b> IP20</p>
<p>LE 112</p> <p><b>ECONLITE</b></p>  <p>LED Emergency Light</p>	<p>3W HIGH EFFECIENCY ENERGY CONSERVING EMERGENCY LIGHTING LUMINAIRE</p> <p><b>Input Voltage:</b> 240V±10%, 50Hz  <b>Battery:</b> Hi-Temp. Nickel Cadmium Battery  <b>Operating Temperature:</b> 0°C to 60°C  <b>Backup Time:</b> 3 Hours Duration  <b>Compliance:</b> Malaysia Standards MS-619  <b>IP:</b> IP20</p>
<p>LP 113</p> <p><b>ECONLITE</b></p>  <p>LED Emergency Light</p>	<p>3W HIGH EFFECIENCY SELF-CONTAINED EMERGENCY LIGHTING LUMINAIRE</p> <p><b>Input Voltage:</b> 240V±10%, 50Hz  <b>Battery:</b> Hi-Temp. Nickel Cadmium Battery  <b>Operating Temperature:</b> 0°C to 60°C  <b>Backup Time:</b> 3 Hours Duration  <b>Compliance:</b> Malaysia Standards MS-619  <b>IP:</b> IP20</p>
<p>LED-60</p> <p><b>ECONLITE</b></p>  <p>LED Twin Emergency Light</p>	<p>3W TWIN LAMP SELF-CONTAINED EMERGENCY LIGHTING LUMINAIRE</p> <p><b>Input Voltage:</b> 240V±10%, 50Hz  <b>Battery:</b> Hi-Temp. Nickel Cadmium Battery  <b>Operating Temperature:</b> 0°C to 60°C  <b>Backup Time:</b> 3 Hours Duration  <b>Compliance:</b> Malaysia Standards MS-619  <b>IP:</b> IP20</p>
<p>LE-908SL</p> <p><b>ECONLITE</b></p>  <p>LED KELUAR / EXIT Sign Light</p>	<p>10 X SMD SINGLE SIDE Y SELF-CONTAINED EMERGENCY KELUAR SIGN</p> <p><b>Input Voltage:</b> 240V±10%, 50Hz  <b>Battery:</b> Hi-Temp. Nickel Cadmium Battery  <b>Operating Temperature:</b> 0°C to 60°C  <b>Backup Time:</b> 3 Hours Duration  <b>Compliance:</b> Malaysia Standards MS-893  <b>IP:</b> IP20</p>
<p>LE-213 / R</p> <p><b>ECONLITE</b></p>  <p>LED KELUAR / EXIT Sign Light</p>	<p>10 X SMD DOUBLE SIDE Y SELF-CONTAINED EMERGENCY KELUAR SIGN</p> <p><b>Input Voltage:</b> 240V±10%, 50Hz  <b>Battery:</b> Hi-Temp. Nickel Cadmium Battery  <b>Operating Temperature:</b> 0°C to 60°C  <b>Backup Time:</b> 3 Hours Duration  <b>Compliance:</b> Malaysia Standards MS-983  <b>IP:</b> IP20</p>

# H HYGROW LED ARCHITECTURAL / COMPOUND & GARDEN LIGHT

Model	Specification
<p><b>VSL-OS-TR</b></p>  <p>Optional:</p> <p><b>LED Track Spotlight</b></p>	<p><b>Power:</b> 15W / 20W / 28W / 42W  <b>Lumen:</b> 1,600lm / 2,400lm / 3,200lm / 4,800lm  <b>LED:</b> OSRAM  <b>Driver:</b> TRIDONIC  <b>Power Factor:</b> 0.9  <b>CRI:</b> 80Ra  <b>CCT:</b> 3000K  <b>Rated Life:</b> 50,000K Hours</p>
<p><b>VSL-8MR</b></p>  <p><b>LED Adjustable LED Recessed Light</b></p>	<p><b>Power:</b> 4.7W / 9.4W / 14.1W  <b>Lumen:</b> 350lm / 700lm / 1,050lm  <b>LED:</b> OSRAM GU10  <b>Driver:</b> OSRAM  <b>Power Factor:</b> 0.5  <b>CRI:</b> 80Ra  <b>CCT:</b> 3000K  <b>Rated Life:</b> 15,000K Hours</p>
<p><b>VSL-OS121</b></p>  <p><b>LED Surface Downlight</b></p>	<p>LED SURFACE DOWNLIGHT FOR E27 LED BULB</p> <p>Housing is Fabricated From Aluminium  Anodized Aluminium Reflector  Ceramic Lampholder (E27)  Nylon Connecting Devices (3 Way)  Pre-Connected With PVC Cable  Electrostatically Polyester Powder Coated  IP: IP20</p>
<p><b>VSL-BOL</b></p>  <p><b>LED Bollard Light</b></p>	<p><b>Power:</b> 8.5W  <b>Lumen:</b> 806lm  <b>LED:</b> OSRAM LED Stick  <b>Driver:</b> OSRAM  <b>Power Factor:</b> 0.5  <b>CRI:</b> 80Ra  <b>CCT:</b> 6500K  <b>Rated Life:</b> 15,000K Hours</p>
<p><b>VSL-AL-101</b></p>  <p><b>LED Garden Light</b></p>	<p><b>Power:</b> 50W / 100W  <b>Lumen:</b> 3000lm / 7000lm</p> <p>Aluminium Top Plate &amp; Inner Reflector  Electrostatically Polyester Powder Coated  Acrylic Clear Diffuser  Stainless Steel Screws  Sealed With Silicone Gasket  Mounting On Pole - Suitable For Pole Size D76mm</p>
<p><b>VSL-GL</b></p>  <p><b>LED Garden Light</b></p>	<p><b>Power</b> 20W / 30W  <b>Photon Flux</b> 40 / 60 <math>\mu\text{mol/s}</math>  <b>Efficiency</b> 2 <math>\mu\text{mol/J}</math>  <b>Optics</b> Glue Coating (transmission &gt;97%)  <b>Beam Angle</b> 120°  <b>Dimension</b> 1095mm*47.9mm*32.6mm  <b>IP</b> IP65  <b>Housing</b> Aluminium  <b>PF</b> &gt;0.9</p>



# HYGROW LED SIGNALLING / INSECT KILLER / GERMICIDAL UVC LIGHT

Model	Specification
<p><b>LTE-1101J</b></p>  <p><b>Signalling LED Flashing Light</b></p>	<p><b>Size:</b> 4"  <b>Input Voltage:</b> DC12V / DC24V / AC110V / DC230V  <b>Colour:</b> RED / AMBER / GREEN / BLUE  <b>Buzzer:</b> Yes</p>
<p><b>S100DL</b></p>  <p><b>Signalling LED Flashing Light</b></p>	<p><b>Size:</b> 4"  <b>Input Voltage:</b> DC12V / DC24V / AC110V / DC220V  <b>Colour:</b> RED / AMBER / GREEN / BLUE  <b>Buzzer:</b> Yes  <b>IP:</b> IP54</p>
<p><b>LP-CHLJ</b></p>  <p><b>Insect Killer</b></p>	<p><b>Power:</b> 2 x 10W / 2 x 20W  <b>Material:</b> Aluminium Alloy  <b>Frequency:</b> 50Hz  <b>Charging voltage:</b> AC220 ~ 240V  <b>Grill voltage:</b> 1800V / 2000V  <b>Effective area:</b> 50 m<sup>2</sup> / 80 m<sup>2</sup>  <b>Product size:</b> 38 x 10.5 x 29.5cm / 64 x 10.5 x 36.4cm</p>
<p><b>VSL-GA-225</b></p>  <p><b>Germicidal UVC Light</b></p>	<p><b>Lamp:</b> Philips TUV 25W G25 T5 x 2  <b>Power:</b> 50.9W  <b>Total Ultraviolet Output:</b> 16.0W  <b>Light Wave :</b> 254 nanometers  <b>Dimension:</b> 545mm x 130mm x 50mm  <b>Weight:</b> 1.55kg  <b>Rated Life:</b> 9,000 Hours  <b>Coverage:</b> 900 feet<sup>2</sup></p>
<p><b>VSL-GA-16</b></p>  <p><b>Germicidal UVC Upper Air Sterilizer</b></p>	<p><b>Lamp:</b> Philips TUV 16W T5 x 1  <b>Power:</b> 16W  <b>Total Ultraviolet Output:</b> 16.0W  <b>Light Wave:</b> 254 nanometers  <b>Dimension:</b> 350mm x 100mm x 85mm  <b>Weight:</b> 0.9kg  <b>Rated Life:</b> 10,000 Hours  <b>Coverage:</b> 300 feet<sup>2</sup></p>
<p><b>VSL-GA-35</b></p>  <p><b>Germicidal UVC Air Sterilizer</b></p>	<p><b>Lamp:</b> Philips TUV 35W PLL HO x 1  <b>Power:</b> 35W  <b>Total Ultraviolet Output:</b> 16.0W  <b>Light Wave:</b> 254 nanometers  <b>Dimension:</b> 350mm x 120mm x 120mm  <b>Weight:</b> 2.2kg  <b>Rated Life:</b> 9,000 Hours  <b>Coverage:</b> 800 feet<sup>2</sup></p>