

GOX7 PREMIUM AEROSOL SPRAY PAINT

PRODUCT CATALOGUE



AUTOMOTIVE APPROVAL



SPRAY GUN QUALITY



RoHS
GFC/HCFC
Free



Manufactured by
ISO 9001
Certified Factory

TransRich

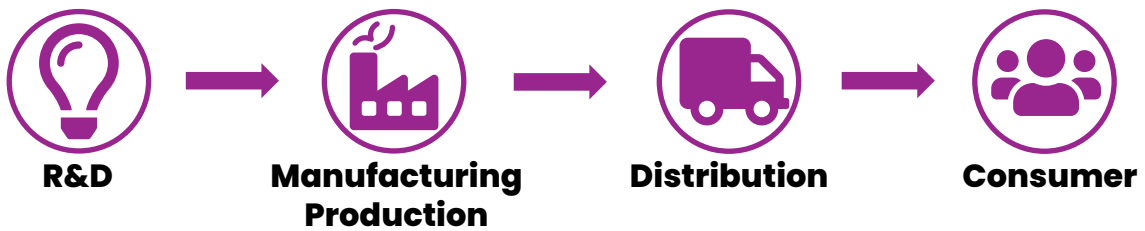
CONTENTS

| | |
|--|------|
| TransRich Company Profile | p.2 |
| Gox7 Product Guide & Selection | p.3 |
| Automotive Wrinkle Finish Paint AW 78** Series | p.4 |
| Automotive High Heat Resistance Paint AB 73** Series | p.8 |
| Automotive Ultra High Heat Resistance Paint GU 79** Series | p.11 |
| Automotive Rust Defender | p.14 |
| Automotive MagicSkin Nano Film GX 76** Series | p.17 |
| Automotive MagicSkin Peelable Film GX 76** Series | p.20 |
| Automotive MagicSkin Peelable Hologram Film GX 76** Series | p.23 |
| Automotive Premium Top Coat AT 77** Series | p.26 |
| High Gloss Solid Colour - Old Skool Series AG 72** | p.29 |
| Anodized Colour AP 71** Series | p.32 |
| Leather Crackle Effect Paint GC 79* Series | p.35 |
| Spider Webs Special Effect Paint GM 700* Series | p.38 |
| Camouflage Colour AT 77** Series | p.41 |
| Metallic & Pearl Effect Colour AM 75** Series | p.44 |
| Premium Enamel Colour AB 72** Series | p.47 |
| Hi-Heat Primer | p.50 |
| Plastic & PP Primer | p.52 |
| Primer & Sealer Coat | p.54 |
| Cleaning & Degreasing AC 7** Series | p.56 |
| TransRich Distribution Network | p.65 |
| TransRich Export & Exhibition | p.66 |



THE STORY OF GOX 7 BY TRANSRICH

TransRich is a premium aerosol coating specialist manufacturer with a focus on high performance coating solutions for the automotive refinishing and refurbishing industry started in 2010. The company is principally engaged in the manufacturing, distribution and marketing of its products under its own brands, "Gox7" and private labelling for selective industries.



GOX7 PRODUCT GUIDE & SELECTION

Exhaust System & Brake System Parts (Required heat resistance up to 650° F)

Suitable Product:

- AC 770 Automotive Cleaner Multi Purpose Solution
- AB 7301 Hi-Heat Primer Coat
- AB 73** Series High Heat Resistance Paint
- GU 79** Series Ultra High Heat Resistance Paint

Engine Cover Parts (Required heat resistance up to 150° C)

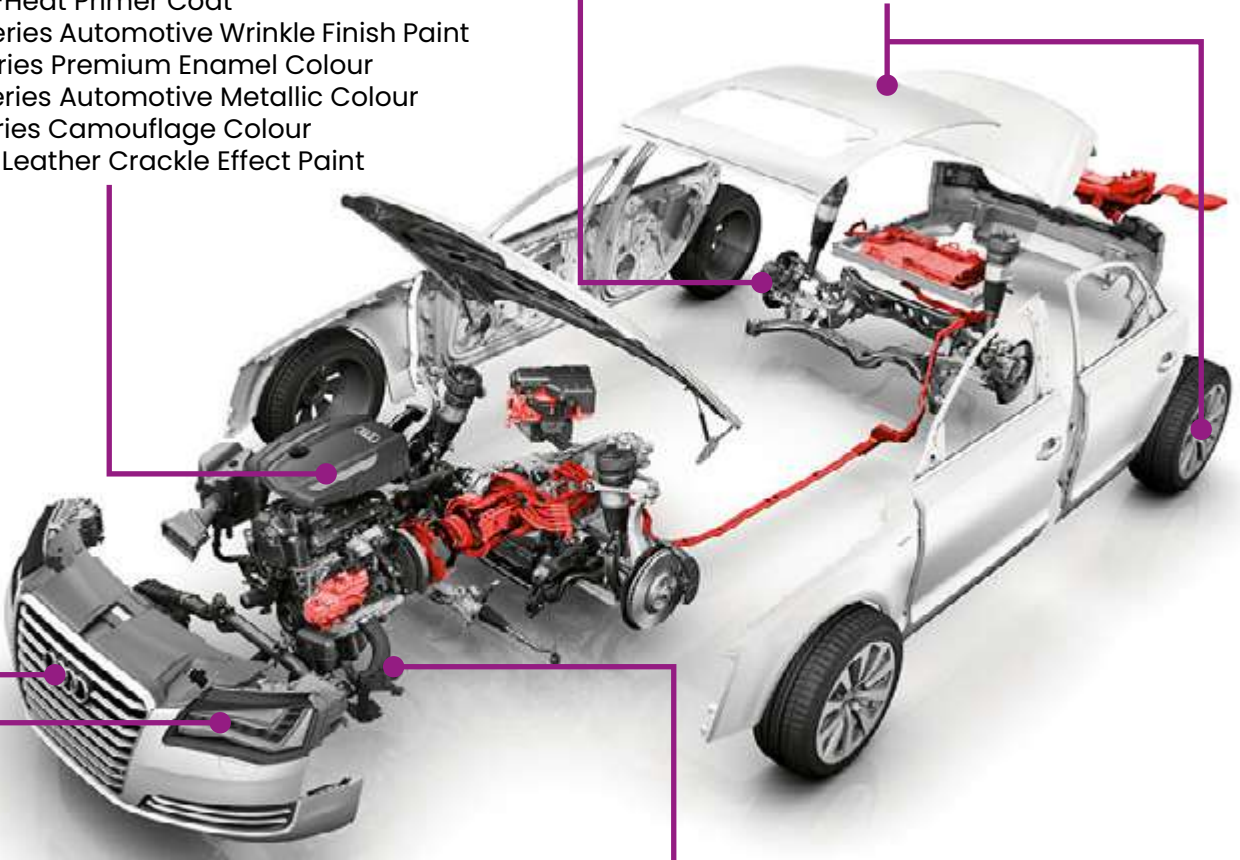
Suitable Product:

- AC 770 Automotive Cleaner Multi Purpose Solution
- AB 7301 Hi-Heat Primer Coat
- AW 78** Series Automotive Wrinkle Finish Paint
- AB 72** Series Premium Enamel Colour
- AM 75** Series Automotive Metallic Colour
- AT 77** Series Camouflage Colour
- GC 79*-** Leather Crackle Effect Paint

Metal Parts (car body, wheels/rims)

Suitable Product:

- AC 770 Automotive Cleaner Multi Purpose
- AP 7102 STD Primer Coat
- AB 72** Series Premium Enamel Colour
- AM 75** Series Automotive Metallic Colour
- AT 77** Series of Automotive Top Coat
- AT 77** Series of Automotive Camouflage Colour
- AW 78** Series Automotive Wrinkle Finish Paint Solution
- GX 76** Peelable Hologram Film
- AG 72** High Gloss Solid Colour - Old Skool Series



Plastic Parts (Interior Parts, Skirting, Side Mirror, Bumper)

Suitable Product:

- AC 710 Plastic & Paint Surface Cleaner
- AP 7100 Plastic & PP Primer Coat
- AB 72** Series Premium Enamel Colour
- AM 75** Series Automotive Metallic Colour
- AT 77** Series Camouflage Colour
- GC 79*-** Leather Crackle Effect Paint
- GX 76** Series MagicSkin Nano Film
- AP 71** Series Anodized Colour
- GX 76** Peelable Hologram Film
- AG 72** High Gloss Solid Colour - Old Skool Series

Engine Exhaust System & Turbo Charger Parts (Required heat resistance up to 1300° F-2000° F)


Suitable Product:

- AC 770 Automotive Cleaner Multi Purpose Solution
- AC 700 Heavy Duty Cleaner
- GU 79** Series Ultra High Heat Resistance Paint



AUTOMOTIVE WRINKLE FINISH PAINT

GOX7 AW 78**
WRINKLE FINISH PAINT SERIES



Description

Gox7 AW 78** Series of Automotive Wrinkle Finish paint is a Hybrid Technology system paint that brings you ultimate protection for your valued vehicle. Use of Gox7 products makes, refinishing work easy, anytime, anyway, using your own creative ideas and designs as well as re-styling your vehicle to reflect current design trends. Using our always new and fashionable colours.

Automotive Wrinkle Finish paint is formulated to produce the original wrinkle finish found on a variety of car parts, to give a new look and special texture effect to metal or plastic parts.

Gox7 Wrinkle Finish series features an advanced spray system that allows you to spray at any angle, even upside down for those hard to reach areas. A comfort spray tip with a wider finger pad reduces fatigue caused by continuous spraying – supplied with 2 nozzles.



Supplied with 2 nozzles for wrinkle finish paint series. Advanced Spray Technology Create Spray Gun Quality

 °C **Resistance Up to 150°C**

How Does Our Technology Work?

Gox 7 Automotive Wrinkle Finish paint is formulated to produce the original wrinkle finish found on a variety of car parts, and to give a new look and special texture effect to metal, plastic parts, glass and wood surfaces.

This Series Is Ideal & Suitable For



ENGINE COVER



SPORT RIM




TRIMMING



PLASTIC PART

| Suitable Substrate | Recommended Primer for Better Adhesion |
|--------------------|---|
| Plastic | Apply PP Primer (AP7100) As Undercoat |
| Metal | Apply Hi-Heat Primer (AB7301) / STD Primer (AP7102) As Undercoat |
| Wood | Apply STD Primer (AP7102) As Undercoat |
| Original Surface | Make Sure Original Paint Not Cracking, Apply STD Primer (AP7102) As Undercoat |

Success Project



AW 7810
BRONZE COPPER



GAW 7005
ROSIE RED



AW 7809
GUCI GREEN



GAW 7006
TITANIUM SILVER



AW 7808
GOX PURPLE



AW 7811
ROYAL GOLD

Features

- Once fully cured, Gox7 Automotive Wrinkle Finish paint exhibits a very hard paint film with good resistant to colour fading, grease, petrol and diesel without distortion, resists high temperature up to 150° C *(for selective colours).
- This track-tested formula is ideal for use on metal & plastic engine covers, interior & exterior plastic parts, sport rim/wheel coating, as well as automotive trimming projects.
- This tough durable finish is extremely resistant to corrosion, chipping and very good weather resistance; making it ideal for car enthusiasts and auto-refinish professionals.
- All Gox7 Aerosol Products features an advanced spray system - supplied with 2 nozzles that allows you to spray at any angle, and a comfort spray nozzle with wider finger pad that reduces fatigue caused by continuous spraying.

The Most Common Causes Of Wrinkle Failure

- Work area temperature is too cold or suffering high humidity due to rain.
- Not recommended for use in low ambient temperatures you will not get the best result.
- Paint not applied thick enough.
- The paint was not mixed thoroughly. (Shake > 3 min.).
- Please refer Chemical Safety Data Sheet for information on safe handling.



Direction For Use



1. Surface Preparation

- Always painting in a well ventilated area, and ensure all surface be cleaned & degreased thoroughly with GOX 7's Surface Cleaner & Degreaser Products. Remove the old paint with scrape, sand or using stripper if necessary.
- SUITABLE GOX 7's PRODUCTS : AC 700, AC 710, BG 70, AS 100



2. Primer

- Apply GOX 7's Primer & Sealer coat for added corrosion protection on metal & promotes adhesion and hiding.
- SUITABLE GOX 7's PRODUCTS : AP 7100, AP 7101, AP 7102, AP 7105, AB 7301



3. Paint

- Shake can vigorously prior to painting. Always test on small area first to ensure colour suitability or fully mixed. Keep the can the same distance from the surface and in motion while spraying.
- Apply two or more coats leaving a few minutes drying time between coats/ each coat. A fairly heavy film thickness is required for the product to wrinkle, and thicker the film thickness, the better the result.



4. Drying

- A wrinkle finish will appear within 2 hours' time, depend on the temperature & humidity. Force dried with a heat source such as heat gun & oven will accelerated the wrinkling finish.
- To accelerated the performance, after wrinkle finish appear, bake at least 1 to 2 hours at 70° C ~ 80° C. The best performance is obtained after 15 days of air dry. The inherent heat of engine operation will also accomplish curing.



5. Top Coat Paint

- Apply the top coat colour paint with few thin layer, after wrinkle effect appeared. Do not spray with wet layer coat, it will affect/destroy the wrinkle effect. The recommended time to spray top coat is on next day after spray wrinkle paint.

Wrinkle Finish Paint

This Formulation first used in 1920'

- An old technology that remained fashionable and in demand throughout the years.
- Gox7 wrinkle can faithfully reproduce the original heavy wrinkle style, not the semi splatter light wrinkle sometimes seen.
- Many older interior & components were finished with wrinkle effect paint. Now you can produce the same finish in a few hours from Gox7 Aerosol Spray Can.
- Gox7 wrinkle formulation has proven high performance and has been tested for durability.

Available Colours



AW 7801
PORS BLACK



AW 7802
PLATINUM
GREY



AW 7803
FERRA RED



AW 7805
KAWA
GREEN



AW 7806
SPORT
ORANGE



AW 7807
SPOON
YELLOW



AW 7808
GOX PURPLE



AW 7809
GUCI GREEN



AW 7810
BRONZE
COPPER



AW 7811
ROYAL
GOLD



AW 7812
GUN METAL



AW 7813
MUGEN
BLUE



AW 7814
IRON SILVER

Special Metallic & Pearl Effect Wrinkle Finish Paint

Limited Edition Colour Pack



GAW 7001
GOX BLUE



GAW 7002
PURPLE
VIOLET



GAW 7004
SPARKLING
SILVER



GAW 7005
ROSIE RED



GAW 7006
TITANIUM
SILVER

*The appearance of these colours may vary, please refer actual colour chart.



AUTOMOTIVE HIGH HEAT RESISTANCE PAINT

GOX7 AB 73**

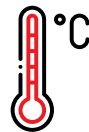
**HIGH HEAT RESISTANCE SERIES
FOR EXHAUST & BRAKE SYSTEM
PART**



Description

Gox7 AB 73** Series of Automotive Brake Calliper & Brake Drum paint is a Hybrid Technology of silicone acrylic urethane system. It brings you ultimate protection for your valued vehicle, with refinishing work made easy, anytime, anyway, using your own creative ideas and designs as well as re-styling your vehicle to reflect current design trends, with new and fashionable colours.

All brake calliper and drum paint paints are formulated to their maximum durability and heat resistance, to withstand corrosion, rust, and chemicals while resisting chipping, cracking and fading.



Resistance
 Up to 350°C



Drying:
 Touch in 30 Minutes, Dries Thoroughly Overnight

This Series Is Ideal & Suitable For



ENGINE COVER



BRAKE CALLIPER



EXHAUST MUFFLER

| Suitable Substrate | Recommended Primer for Better Adhesion |
|--------------------|---|
| Plastic | Apply PP Primer (AP7100) As Undercoat |
| Metal | Apply Hi-Heat Primer (AB7301) / STD Primer (AP7102) As Undercoat |
| Original Surface | Make Sure Original Paint Not Cracking, Apply STD Primer (AP7102) As Undercoat |

Feature

- Premium automotive brake calliper and brake drum paint with excellent durability and heat resistance up to 650° F (350° C).
- This track-tested formula is ideal for use on brake calliper, brake drums, brake rotor centre and ribs, wheel hubs, and parts requiring high heat resistance.
- Fast drying with excellent corrosion prevention.
- Gox7 does not chip, crack or peel.
- Outstanding weather and heat resistance, make it ideal for car enthusiasts and auto-refinishing professionals.

Success Project



AB 7304
METAL RED



AB 7319
METAL GREEN



AB 7313
HEAT SILVER



AB 7315
MUGEN BLUE



AB 7303
TEXTURE BLACK



AB 7311
HEAT GOLD

Direction For Use



1. Surface Preparation

- Always painting in a well ventilated area, and ensure all surface be cleaned & degreased thoroughly with GOX 7's Surface Cleaner & Degreaser Products. Remove the old paint with scrape, sand or using stripper if necessary.
- SUITABLE GOX 7's PRODUCTS : AC 700, AC 710, BG 70, AS 100



2. Primer

- Apply GOX 7's AB 7301 Hi-Heat Primer for maximum adhesion and fill scratches / imperfection.
- The inherent heat generated during braking operation will also accomplish curing.



3. Paint


- Shake can vigorously prior to painting. Always test on small area first to ensure colour suitability or fully mixed. Keep the can the same distance from the surface and in motion while spraying.
- Apply two or more coats leaving a few minutes drying time between coats/ each coat. Avoid heavy coat and sagging.



4. Tips for Aerosol Spray Paint

- Turn the can upside down and spray briefly to clear the nozzle and valve after use.

Available Colours




AB 7301
HI-HEAT
PRIMER



AB 7303
TEXTURE
BLACK



AB 7304
METAL RED



AB 7309
LAMBO
YELLOW



AB 7308
NEON
GREEN



AB 7311
HEAT GOLD



AB 7315
HEAT SILVER



AB 7315
MUGEN
BLUE



AB 7316
PROJECT
MU GREEN



AB 7317
ORANGE
SILVER



AB 7318
HEAT GLOSS
CLEAR



AB 7319
METAL
GREEN



AB 7320
GTR COPPER

*The appearance of these colours may vary, please refer actual colour chart.



AUTOMOTIVE ULTRA HIGH HEAT RESISTANCE
PAINT

GOX7 GU 79**

**ULTRA HIGH HEAT RESISTANCE
PAINT SERIES**



Description

Gox7 GU 79** Series of Ultra High Heat Resistance Paint is a hybrid polysiloxane coating that is widely used by the automotive industry on exhaust system, manifolds and headers and other parts requiring high temperature resistance.

All Gox7 Ultra High Heat Resistance paints are formulated for maximum durability and heat resistance, to withstand corrosion, rust, and chemicals while resisting chipping, cracking and fading.

Composition

Gox7 GU 79** Series are formulated with a Hybrid System of polysiloxane resin, in compliance with RoHS and contains no HCFC, CFC, TCE, or chlorinated solvents that deplete the ozone layer.



This Series Is Ideal & Suitable For



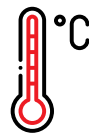
BRAKE CALLIPER



EXHAUST



EXHAUST MANIFOLD



**Stops Rust Formula.
 Resists Heat Up To
 1300° F - 2000° F**



**Drying:
 Touch in 30 Minutes,
 Dries Thoroughly
 Overnight**

Feature

- This Ultra High Heat paint can bonds to bare metal and withstands intermittent temperatures of up to 1300° F - 2000° F (704° C - 1093° C).
- Excellent resistance to oil and organic chemicals.
- Stops rust formulation with excellent corrosion prevention and does not chip, crack or peel off.
- Outstanding weather and heat resistance, making it ideal for car enthusiast and auto-refinishing professionals.

Success Project



Direction For Use



1. Surface Preparation

- Always painting in a well ventilated area, and ensure all surface be cleaned & degreased thoroughly with GOX 7's Surface Cleaner & Degreaser Products. Remove the old paint with scrape, sand or using stripper if necessary.
- SUITABLE GOX 7's PRODUCTS : AC 700, AC 710, BG 70, AS 100



2. Paint

- Shake can vigorously prior to painting. Always test on small area first to ensure colour suitability or fully mixed. Keep the can the same distance from the surface and in motion while spraying.
- Apply two or more coats leaving a few minutes drying time between coats/ each coat. Avoid heavy coat and sagging. Suggestion: At least 2 ~ 3 Coats.



3. Paint

- Coat will air-dry in approximately 30 minutes. Hardness of coating and corrosion resistance is improved when subjected to operational temperatures in excess of 250° C.



4. Tips for Aerosol Spray Paint

- Turn the can upside down and spray briefly to clear the nozzle and valve after use.

Available Colours



GU 7921
**ULTRA
 BLACK**



GU 7922
**ULTRA
 SILVER**



GU 7923
ULTRA GOLD



GU 7924
**ULTRA GUN
 METAL**



GU 7925
**ULTRA
 RACING
 YELLOW**



GU 7926
**ULTRA
 KATSURA
 ORANGE**



GU 7927
**ULTRA
 MARINO
 BLUE**



GU 7928
**ULTRA
 GREEN**

■ Produce Glitter Effect Finishing.

*The appearance of these colours may vary, please refer actual colour chart.



AUTOMOTIVE RUST DEFENDER

GOX7 GD 7901 RUST DEFENDER




Description

Gox7 GD 7901 Rust Defender coating is specially formulated to protect against Rust, Corrosion, Moisture and Abrasion, it is ideal for cars, trucks and commercial vehicles. This tough, durable rubberised protective coating provides a long-term protection.

Rust Defender is tested for strength and protection both in the laboratory and in harsh, real-world conditions to ensure the highest levels of durability. Gox7 Rust Defender may also be used on the inside of house gutters and over -flashing in fact anywhere that requires a tough wear and corrosion resistant coating.

GOX 7's Nozzle Technology

- Supplied with 2 Nozzles.



- Wide angle spray pattern.
- Advanced spray technology create spray gun quality.

- Narrow angle spray pattern.
- Suitable for inaccessible places.



Spray Effect

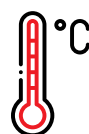
Dry to touch
 10 - 20 minutes

Full Dry
 12 hours
 (The Drying Time depends on the temperature, humidity and the thickness of the applied coat)



Feature

- Anti-corrosive coating protects the vehicles from rust, abrasion and moisture.
- Tough & Durable Finish protects surfaces from abrasion.
- Sound deadening properties help reduce road noise and reduce road vibration.
- Resist temperature up to 302° F (150° C).
- Fast Drying and Paintable.
- Aerosol Spray allows for easy spray-on application.
- Heavy Duty Protective Coating.



Resistance
 Up to 150°C

Success Project



Direction For Use



1. Surface Preparation

- Always painting in a well ventilated area, and ensure all surface be cleaned & degreased thoroughly with GOX 7's Surface Cleaner & Degreaser Products. Remove the old paint with scrape, sand or using stripper if necessary.



2. Surface Condition

- Ensure drying condition of base coat / metallic coat.



3. Paint

- Shake can vigorously prior to painting. Always test on small area first to ensure colour suitability or fully mixed. Keep the can the same distance from the surface and in motion while spraying.
- Apply two or more coats leaving a few minutes drying time between coats/ each coat. Avoid heavy coat and sagging. Suggestion: At least 2 ~ 3 Coats.



4. Tips for Aerosol Spray Paint

- Turn the can upside down and spray briefly to clear the nozzle and valve after use.

Available Colours



GD 7901
**BLACK
 DEFENDER**

*The appearance of these colours may vary, please refer actual colour chart.



AUTOMOTIVE MAGICSKIN FILM

GOX7 GX 76**

MAGICSKIN NANO FILM SERIES



Description

Gox7 GX 76** MagicSkin-Nano Film is another Gox7 total solution for your refurbishment project. Gox7 MagicSkin-Nano Film not just a peelable skin, it give you the benefit of protection combined with translucent colours. Another innovative product from Gox7 Team.



Resistance
 Up to 120°C



PEELABLE



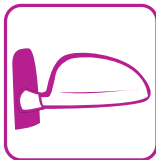
DURABLE

Gox7 MagicSkin-Nano Film is a total solution for your refurbishment project. Get inspired, learn something new and get the job done. There are always other uses. Simple & Affordable. Another innovative product from Gox7 Team.

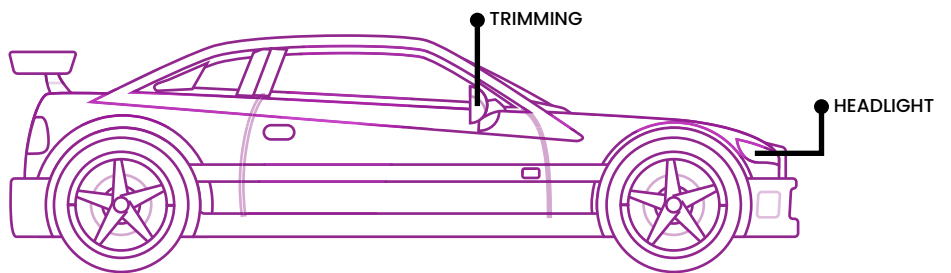
This Series Is Ideal & Suitable For



HEADLIGHT



TRIMMING



Success Project



Features

- Maximum Protection in terms of scratch and chemicals resistance.
- For durable protection apply wax polish.
- Waterproof paint film with wash-ability our magic skin eases the removal of dirt and grime.
- A quick easy and convenient way to bring more colours to your projects.
- Magic skin protects all external paintwork and ensures less harm to the original paint surface.
- Resist temperature up to 250° F (120° C).
- Kick away the hazards of cleaning and wasteful sanding off processes with Magic skin for your projects. Magic skin protects the environment by saving on chemicals and energy – no waste of resources.

Direction For Use



1. Surface Preparation

- Always painting in a well ventilated area, and ensure all surface be cleaned & degreased thoroughly with GOX 7's Surface Cleaner & Degreaser Products. Remove the old paint with scrape, sand or using stripper if necessary.



2. Paint

- Shake can vigorously prior to painting. Always test on small area first to ensure colour suitability or fully mixed. Keep the can the same distance from the surface and in motion while spraying.
- Apply at least 7 layers and leaving 10 to 15 minutes drying time between each coat to get better result. The more layers applied, the more easy to peel off.



3. Tips for Aerosol Spray Paint

- Turn the can upside down and spray briefly to clear the nozzle and valve after use.

Caution

- After finishing the process allow about 1 hour for the surface to dry, kindly avoid rain and car washing during the time as this could adversely affect the appearance, complete drying time is about 48 to 72 hours.
- MagicSkin-Nano Film is heat resistant up to 250° F (120° C).
- Do not apply during wet or cold weather and high humidity environment.
- Always check the headlight or tail light coating condition or plastic condition and material before applying.


Available Colours



GX 7603
**NANO
 BLACK**



GX 7604
**NANO
 BLUE**



GX 7605
**NANO
 YELLOW**



GX 7606
**NANO
 PINK**



GX 7607
**NANO
 CLEAR**



GX 7608
**NANO
 BLACK 70**

*The appearance of these colours may vary, please refer actual colour chart.



AUTOMOTIVE APPROVAL



SPRAY GUN QUALITY



RoHS
 COMPLIANT
 FREE



PBR
 HYBRID
 TECHNOLOGY



Manufactured by
ISO 9001
 Certified Factory



AUTOMOTIVE MAGICSKIN FILM

GOX7 GX 76**
MAGICSKIN PEELABLE FILM
SERIES



Description

Gox7 GX 76** MagicSkin Automotive Peelable Film is the all new peelable real paint finishing system – giving you the newest in peelable technology. The only peelable coating that provides you with unlimited paint colours, a great surface appearance, and provides real paint finishing protection.

Use of Gox7 Magicskin allow, easy changes to a new trendy colour, creation of new designs, improved protection right now – Its Simple & Affordable.

Proven State-of-the-art Technology Gox7 MagicSkin is a liquid spray on peelable coating which forms a film tight bond with most non-porous surfaces. This unique formula is extremely flexible and re-coatable, and gives both trendy colours and protection to your project.



GOX 7's Nozzle Technology



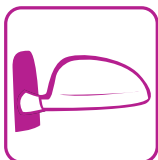
- Wide angle spray pattern.
- Advanced spray technology create spray gun quality.

| | Gox 7 MagicSkin + Top Coat (Real Paint Finishing) | Current Market Peelable Rubber / Plastic Coating |
|-------------------------------------|--|---|
| Peelable / Removable Function | ●●●●● | ●●●●● |
| Abrasion & Scratch Resistance | ●●●●● | ●●●●● |
| Corrosion Resistance | ●●●●● | ●●●●● |
| Chemical Resistance | ●●●●● | ●●●●● |
| Unlimited Colour Selection & Design | ●●●●● | ●●●●● |
| Car Washing Ability | ●●●●● | ●●●●● |
| Wax Polishing Ability | ●●●●● | ●●●●● |

This Series Is Ideal & Suitable For



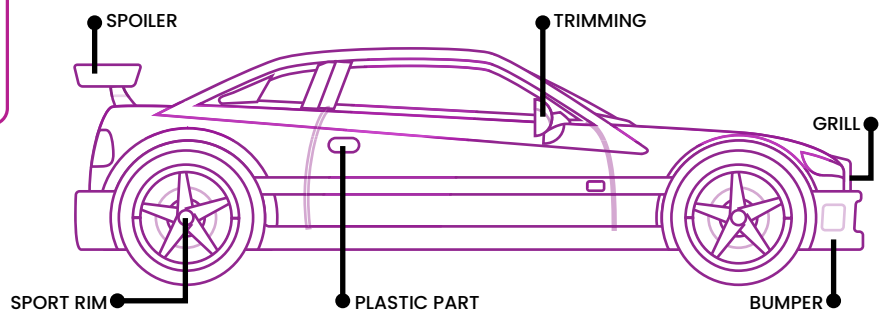
SPORT RIM



TRIMMING



PLASTIC PART



Success Project



Features

- Unlimited colour selection and design.
- Unlimited application with a real paint finish surface – can be used on acrylic paint, polyurethane paint, alkyd paint, epoxy paint, and most paint systems.
- Offer maximum Protection in term of scratch and chemicals resistance. You can apply wax polishing for durable protection.
- Easy spray on Technology.
- Waterproof paint film with wash ability and eases the removal of dirt and grime.
- Ideal for interior and exterior application.
- A quick easy and convenient way to apply designer colours to your projects.
- MagicSkin protects all external paintwork and ensuring less harm to the original paint surface.
- Kick away the hazards of cleaning and wasteful sanding off processes with MagicSkin for your projects; protects the environment by saving on chemicals and energy – no waste of resources.

Direction For Use



1. Surface Preparation

- Always painting in a well ventilated area, and ensure all surface be cleaned & degreased thoroughly with GOX 7's Surface Cleaner & Degreaser Products. Remove the old paint with scrape, sand or using stripper if necessary.



2. MagicSkin Coat Paint

- Apply MagicSkin as peelable coat. Apply 3-5 wet coats leaving a few minutes drying time between each coat. Avoid heavy coat and sagging.
- Ensure drying condition of MagicSkin prior to top coating process.



3. Colour Coat Paint

- Shake can vigorously prior to painting. Always test on small area first to ensure colour suitability or fully mixed. Keep the can the same distance from the surface and in motion while spraying.
- Apply two or more coats leaving a few minutes drying time between coats/ each coat. Avoid heavy coat and sagging.



4. Tips for Aerosol Spray Paint

- Turn the can upside down and spray briefly to clear the nozzle and valve after use.

Available Colours



GX 7601
SILVER FILM



GX 7609
**PEELABLE
 MATT
 BLACK**

*The appearance of these colours may vary, please refer actual colour chart.



AUTOMOTIVE APPROVAL



SPRAY GUN QUALITY



RoHS
 COMPLIANT
 FREE



PRR
 HYBRID
 TECHNOLOGY




Manufactured by
ISO 9001
 Certified Factory



AUTOMOTIVE MAGICSKIN FILM

GOX7 GX 76**

PEELABLE HOLOGRAM FILM



Description

GX7610 Peelable Hologram Film with hologram effect is our new colour under MagicSkin-Nano Film. A semi-transparent paint film, that produces multi-coloured iridescent effect generated by the reflection of light.

Like a prism, the light is defragmented by the paint, and these iridescent colour reflections appear in a precise order (the rainbow colours) depending on the angle of view and the painted surface curves.

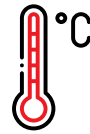
Another innovative product from Gox7 Team.



PEELABLE



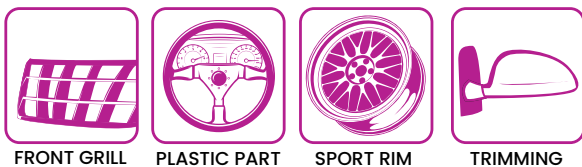
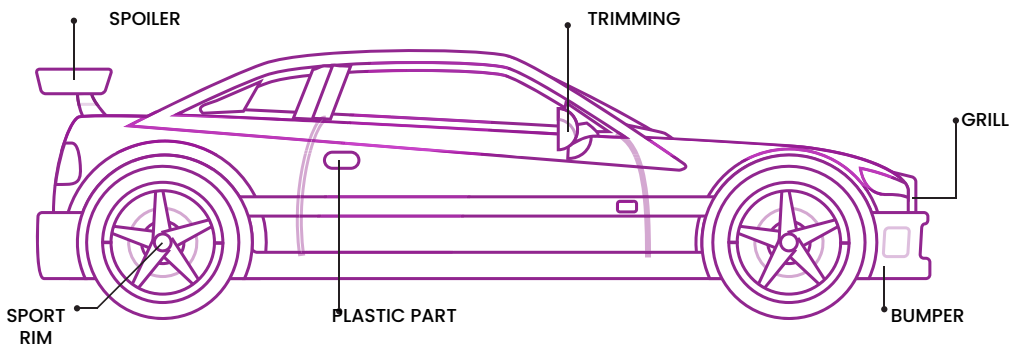
DURABLE



Resistance
 Up to 120°C



This Series Is Ideal & Suitable For



FRONT GRILL PLASTIC PART SPORT RIM TRIMMING

Success Project



Features

- Excellent Glossiness Effect
- Ideal for exterior and interior application
- Maximum protection in term of scratch and chemical resistance
- The heat resistance temperature is up to 250°F
- Waterproof paint film with wash ability and eases the removal of dirt and grime
- Create a magnificent and spectacular multi-coloured iridescent effect generated by the reflection of light
- Kick away the hazards cleaning and wasteful sanding off process with MagicSkin for your garage projects; protects the environment by saving on chemicals and energy – no waste of resources

Direction For Use



1. Surface Preparation

- Always painting in a well ventilated area, and ensure all surface be cleaned & degreased thoroughly with GOX 7's Surface Cleaner & Degreaser Products. Remove the old paint with scrape, sand or using stripper if necessary.



2. Paint


- Shake can vigorously prior to painting. Always test on small area first to ensure colour suitability or fully mixed. Keep the can the same distance from the surface and in motion while spraying.
- Apply at least 7 layers and leaving 10 to 15 minutes drying time between each coat to get better result. The more layers applied, the more easy to peel off.



3. Tips for Aerosol Spray Paint

- Turn the can upside down and spray briefly to clear the nozzle and valve after use.

Available Colours



GX 7610
 PEELABLE
 HOLOGRAM

*The appearance of these colours may vary, please refer actual colour chart.



AUTOMOTIVE CLEAR COAT PAINT

GOX7 AT 77**
TOP CLEAR COAT SERIES



Description


Gox7 AT 77** Series of Automotive Premium Clear Coat is a Hybrid Technology of acrylic & alkyd urethane systems that brings you ultimate protection for your valued vehicle. Refinishing work is made easy, anytime, anyway, with your own creative ideas and designs as well as re-styling your vehicle to reflect current design trends, with always new and fashionable colours.

All clear coat paint is formulated to provide maximum glossiness and texturing effect with excellent durability, heat resistance, withstands corrosion, rust, and chemicals while resisting chipping, cracking and fading. The rich glossy finish is ideal for automotive trim and detail projects, as well as other general purpose applications.



GOX 7's Nozzle Technology

• GOX 7's Nozzle



- Wide angle spray pattern.
- Advanced spray technology create spray gun quality.



• Brand ABC Nozzle


- Unable to turn horizontal or vertical.
- Limited in spray coverage.



Gasoline Test

GOX 7

Brand ABC



Drying:
 Touch in 30 Minutes, Dries Thoroughly Overnight

This Series Is Ideal & Suitable For



SPORT RIM



TRIMMING



MOTORBIKE

Success Project



Features

- Premium automotive clear coat paint with excellent glossiness and texturing effect.
- This track-tested formula is ideal for use on Sport Rim & Motorcycle Tank projects, Metal & Plastic Engine Cover Coating projects, Interior & Exterior Plastic Parts, as well as Automotive Trimming projects.
- Fast drying with excellent corrosion prevention, prevents chipping, cracking and peeling.
- Outstanding weather and fading resistance make it ideal for car enthusiasts and auto-refinish professionals.
- Its durable, resistant to oil, grease and most petrochemicals.
- Dry to touch in 30 Minutes. Dries thoroughly overnight.

Direction For Use



1. Surface Preparation

- Always painting in a well ventilated area, and ensure all surface be cleaned & degreased thoroughly with GOX 7's Surface Cleaner & Degreaser Products. Remove the old paint with scrape, sand or using stripper if necessary.



2. Surface Condition

- Ensure drying condition of base coat / metallic coat.



3. Paint

- Shake can vigorously prior to painting. Always test on small area first to ensure colour suitability or fully mixed. Keep the can the same distance from the surface and in motion while spraying.
- Apply two or more coats leaving a few minutes drying time between coats/ each coat. Avoid heavy coat and sagging. Suggestion: At least 2 ~ 3 Coats.




4. Tips for Aerosol Spray Paint

- Turn the can upside down and spray briefly to clear the nozzle and valve after use.

Available Colours



AT 7701
 PU GLOSS
 CLEAR



AT 7703
 SATIN
 CLEAR




AT 7704
 TEXTURE
 CLEAR

*The appearance of these colours may vary, please refer actual colour chart.



ANODIZED COLOUR PAINT

GOX7 AP 71**
ANODIZED COLOUR SERIES



Description

Gox7 AP 71** Anodized Colour Series consist of translucent shades that create stunning effects when applied over brilliant metallic base coats in a one-step process. The number of coats or layers of paint involved in producing the finish also has a major impact on the final look.



Resistance
 Up to 180°C



Drying:
 Touch in 30
 Minutes, Dries
 Thoroughly
 Overnight



This Series Is Ideal & Suitable For




SPORT RIM



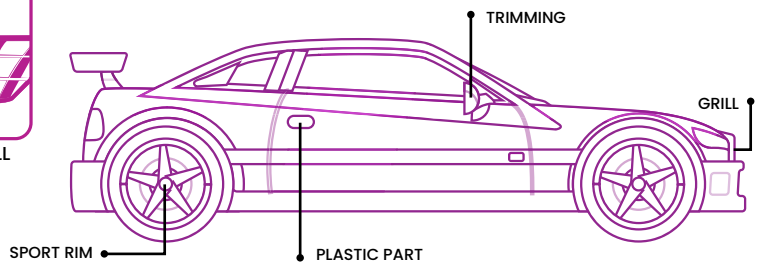
TRIMMING



PLASTIC PART



FRONT GRILL COVER



Success Project



Features

- Quick drying.
- Durable & Flexibility.
- Excellent ageing and weather resistance.
- Resistance to heat up to 350° F (180° C).
- Suitable for exterior and interior.
- Excellent adhesion to stainless steel and aluminium.
- You can dress up chrome or polished metal surfaces.
- Suitable for stainless steel, aluminium, galvanised steel, iron and etc.



Direction For Use



1. Surface Preparation

- Always painting in a well ventilated area, and ensure all surface be cleaned & degreased thoroughly with GOX 7's Surface Cleaner & Degreaser Products. Remove the old paint with scrape, sand or using stripper if necessary.



2. Colour Paint

- Shake can vigorously prior to painting. Always test on small area first to ensure colour suitability or fully mixed. Keep the can the same distance from the surface and in motion while spraying.
- Apply two or more light coats leaving a few minutes drying time between coats/ each coat. Leave it dry between 30-60 minutes, depend on the weather. Avoid heavy coat and sagging.



3. Top Coat Paint

- Once thoroughly dry, this product can also be top-coated with conventional spray paint colour or finished with a protective varnish.



4. Tips for Aerosol Spray Paint

- Turn the can upside down and spray briefly to clear the nozzle and valve after use.

Available Colours



AP 7106
ANO BLACK



AP 7107
ANO BLUE



AP 7108
ANO ORANGE



AP 7109
ANO RED



AP 7110
ANO PURPLE



AP 7111
ANO GREEN

*The appearance of these colours may vary, please refer actual colour chart.



AUTOMOTIVE APPROVAL



SPRAY GUN QUALITY



RoHS
 Compliant
 Free



PRR
 HYBRID
 TECHNOLOGY



Manufactured by
ISO 9001
 Certified Factory



OLD SKOOL HIGH GLOSS SOLID COLOUR

GOX7 AG 72**

**HIGH GLOSS SOLID COLOUR -
OLD SKOOL SERIES**



Description

Gox7 Old Skool-High Gloss Solid Color Series is a Hybrid Technology of Alkyd with Acrylic Urethane systems that brings you ultimate protection for your valued vehicle. Refinishing work is made easy, anytime, anyway, with your own creative ideas and designs as well as re-styling your vehicle to reflect current design trends, with the **HIGH GLOSSINESS EFFECT WITH JUST ONE COAT SPRAY**.

Old Skool-High Gloss Solid Color is formulated to provide maximum glossiness effect with excellent durability, withstands corrosion, rust, and chemicals while resisting chipping, cracking and fading. The rich glossy finish is ideal for automotive trim and detail projects, as well as other general purpose applications



Easy spray on application

• GOX 7's Nozzle



- Wide angle spray pattern.
- Advanced spray technology create spray gun quality.

This Series Is Ideal & Suitable For



TRIMMING



PLASTIC PART



FRONT GRILL COVER



MOTORBIKE

Success Project



Features

- Petrol resistance
- Excellent glossiness effect
- Optimum sagging control formulation
- Outstanding weather and fading resistance
- Durable and resistant to oil, grease and petrochemicals
- Fast drying with excellent corrosion prevention.
- Dry to touch in 30 Minutes, Dries thoroughly overnight and day
- Superior coverage with smooth finish and protects many surfaces in your project

Direction For Use



1. Surface Preparation

- Always painting in a well ventilated area, and ensure all surface be cleaned & degreased thoroughly with GOX 7's Surface Cleaner & Degreaser Products. Remove the old paint with scrape, sand or using stripper if necessary.



2. Primer

- For plastic and paint surface apply Gox7's AP 7103 PU Primer for maximum adhesion



3. Paint

- Shake can vigorously for at least 5 minutes prior to painting. Always test on small area first to ensure colour suitability or fully mixed. Keep the can the same distance from the surface and in motion while spraying.
- Apply two or more coats leaving a few minutes drying time between coats/ each coat. Avoid heavy coat and sagging.



4. Tips for Aerosol Spray Paint

- Turn the can upside down and spray briefly to clear the nozzle and valve after use.

Available Colours



AG 7250
PIANO
BLACK

AG 7251
VESPA GREY

AG 7252
NAVY GREY

AAG 7253
CUB BLUE

AG 7254
VINTAGE
GREEN

AG 7255
RETRO
KHAKI

*The appearance of these colours may vary, please refer actual colour chart.



SPECIAL EFFECT PAINT

GOX7 GC 79* LEATHER CRACKLE EFFECT PAINT SERIES




Description

Gox7 GC 79* Leather Crackle Effect Paint, the effect is different every time you apply leather crackle finish. This is new and easy to apply special effect paint gives very affective eye catching looks.

Leather Crackle Effect Paint from Gox7 is a 2-parts system of a base coat and top coat that uses acrylic system paint to give objects an antique look. Now you can produce this special leather crackle effect finish in a few minutes time from an aerosol spray can.



GOX 7's Nozzle Technology



- Wide angle spray pattern.
- Advanced spray technology create spray gun quality.



°C
**Resistance
 Up to 150°C**

This Series Is Ideal & Suitable For



WOOD



METAL



GLASS



PLASTIC

| Suitable Substrate | Recommended Primer for Better Adhesion |
|--------------------|---|
| Plastic | Apply PP Primer (AP7100) As Undercoat |
| Metal | Apply Hi-Heat Primer (AB7301) / STD Primer (AP7102) As Undercoat |
| Wood | Apply STD Primer (AP7102) As Undercoat |
| Original Surface | Make Sure Original Paint Not Cracking, Apply STD Primer (AP7102) As Undercoat |

Success Project



Features

- Easy-spray Technology - Effortless finger pad, spray from any angle, twist-lock cap.
- Unlimited colour selection and design.
- Resist high temperature up to 150° C.
- Multi surface paint for interior & exterior.
- Increase durability of your item or project.
- Gives a unique identity never be reproduced.



Direction For Use



1. Surface Preparation

- Always painting in a well ventilated area, and ensure all surface be cleaned & degreased thoroughly with GOX 7's Surface Cleaner & Degreaser Products. Remove the old paint with scrape, sand or using stripper if necessary.
- SUITABLE GOX 7's PRODUCT : AC 700, AC 710, BG 70, AS 100.



2. Primer

- Apply GOX 7's Primer & Sealer coat for added corrosion protection on metal & promotes adhesion and hiding. Leaving a 20-30 minutes drying time.
- SUITABLE GOX 7's PRODUCT : AP 7100, AP 7102.



3. Base Coat Paint

- Apply Gox 7 Base Coat Colour as barrier / undercoat. The Base Coat will show through the crackled top coat.
- Apply 4-6 coats leaving a few minutes drying time between each coat. Leave it dry in between 1-3 hours, depending on the weather condition. Ensure drying condition of Base Coat prior to crackle coat process. A few minutes drying between each coat.
- Ensure that the Base Coat do not dry over 24 hours before initiating Crackle.



4. Crackle Top Coat Paint

- Shake can vigorously prior to painting. Always test on small area first to ensure colour suitability or fully mixed. Keep the can the same distance from the surface and in motion while spraying.
- For small crackle effect-apply one even thick layer of top-coat. For Bigger crackle effect apply 2 to 3 even thick layer of top-coat.
- Sit back and watch the exciting Crackle effect appear before your eyes.




5. Tips for Aerosol Spray Paint

- Turn the can upside down and spray briefly to clear the nozzle and valve after use.

IMPORTANT: Every colours will have different pattern of cracks depending on the intensity of the coat. Please experiment both light and heavy coats to a base coat before applying Crackle. Remember, the thicker the top coat of Crackle, the more the thicker the cracks will be.

Available Colours



*The appearance of these colours may vary, please refer actual colour chart.



SPECIAL EFFECT PAINT

GOX7 GM 700* SPIDER WEBS SPECIAL EFFECT PAINT SERIES



Description


Gox7 GM 700* Spider-webs special effect paint series is a professional coating and high performance spray paint that can widely use for interior and exterior projects. It is a special effect spray paint, which emits paint in the foam of filaments or spider-webs like pattern, in the meanwhile does not completely cover the substrates surface. This professional spray paint can be applied on all kinds of substrate and materials such as plastic, metal, glass, porcelain, wood, paper cardboard, and any other paintable substrate and materials.

Composition

Gox7 GM 700* Spider-webs special effect paint series are formulated with Hybrid System Resin, which complies with RoHS and contains no HCFC , CFC , TCE , or chlorinated solvents that deplete the ozone layer.



GOX 7's Nozzle Technology



- Wide angle spray pattern.
- Advanced spray technology create spray gun quality.



This Series Is Ideal & Suitable For



WOOD



METAL



GLASS



PLASTIC



Success Project



Features


- Unlimited colour selection & design.
- Creates a deceptively real marble & cobweb effect.
- Your unique identity will never be the same.
- Easy-spray Technology.
- Suitable for interior & exterior projects.



Direction For Use

| | | | |
|--|--|--|--|
| | <p>Step 1</p> <ul style="list-style-type: none"> • Always painting in a well ventilated area, and ensure all surface be cleaned & degreased thoroughly with GOX 7's Surface Cleaner & Degreaser Products. Remove the old paint with scrape, sand or using stripper if necessary. | | <p>Step 2</p> <ul style="list-style-type: none"> • Shake can vigorously for 2 minutes after mixing rattles. |
| | <p>Step 3</p> <ul style="list-style-type: none"> • Recommend test on a scrap piece of material so you can gauge how far from the substrate you should spray (and at which angle), to achieve the effect you want. | | <p>Step 4</p> <ul style="list-style-type: none"> • One or two passes over an area will provide a strong marbling result. The further away you apply it the more it looks like marble texture. The closer you apply it the more it looks like spider web. |
| | <p>Step 5</p> <ul style="list-style-type: none"> • Apply with exaggerated wrist movement, to create more random marble effect. | | <p>Step 6</p> <ul style="list-style-type: none"> • It will be dust dry in 10 minutes, touch dry in 30 minutes, and at least 24 hours for curing time. |
| | <p>Step 7</p> <ul style="list-style-type: none"> • Once thoroughly dry, this product can also be top-coated with conventional spray paint colour or finished with a protective varnish. | | <p>Step 8</p> <ul style="list-style-type: none"> • Turn the can upside down and spray briefly to clear the nozzle and valve after use. |

Available Colours




*The appearance of these colours may vary, please refer actual colour chart.



CAMOUFLAGE COLOUR PAINT

GOX7 AT 77**

CAMOUFLAGE COLOUR SERIES




Description

Gox7 AT 77** Series of Automotive Camouflage Colour is a Hybrid Technology of acrylic system that brings you ultimate protection for your valued vehicle. All camouflage colours are formulated to its satin and matt effect with excellent durability, withstands corrosion, rust, and chemicals while resisting chipping, cracking and fading.

This ultra-flat paint is non-reflective to provide the ultimate camouflage. Ideal for Re-styling your vehicle to reflect current design trends with always new and fashionable colours.



GOX 7's Nozzle Technology



- Wide angle spray pattern.
- Advanced spray technology create spray gun quality.



Resistance
Up to 150°C



Drying:
Touch in 30 Minutes, Dries Thoroughly Overnight



This Series Is Ideal & Suitable For



ENGINE COVER



SPORT RIM



TRIMMING



PLASTIC PART

| Suitable Substrate | Recommended Primer for Better Adhesion |
|--------------------|---|
| Plastic | Apply PP Primer (AP7100) As Undercoat |
| Metal | Apply STD Primer (AP7102) As Undercoat |
| Wood | Apply STD Primer (AP7102) As Undercoat |
| Original Surface | Make Sure Original Paint Not Cracking, Apply STD Primer (AP7102) As Undercoat |

Features

- Premium automotive camouflage colour paint with satin and matt effect – Non-Reflective Finish.
- Realistic military spray paints, ideal for military vehicle & as recreation camo paint.
- This track-tested formula is ideal for use on Sport Rim/Wheel Coating, Metal & Plastic Engine Covers, Interior & Exterior Plastic Parts, as well as Automotive Trimming projects.
- Fast drying with excellent corrosion resistance prevents chipping, cracking and peeling.

Success Project



Direction For Use



1. Surface Preparation

- Always painting in a well ventilated area, and ensure all surface be cleaned & degreased thoroughly with GOX 7's Surface Cleaner & Degreaser Products. Remove the old paint with scrape, sand or using stripper if necessary.



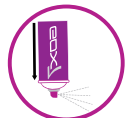
2. Primer Paint

- Apply GOX 7's STD Primer for maximum adhesion and fill scratches/imperfection.



3. Colour Paint

- Shake can vigorously prior to painting. Always test on small area first to ensure colour suitability or fully mixed. Keep the can the same distance from the surface and in motion while spraying.
- Apply two or more coats leaving a few minutes drying time between coats/ each coat. Avoid heavy coat and sagging.



4. Tips for Aerosol Spray Paint

- Turn the can upside down and spray briefly to clear the nozzle and valve after use.

Available Colours



*The appearance of these colours may vary, please refer actual colour chart.



METALLIC & PEARL EFFECT COLOUR PAINT

GOX7 AM 75**

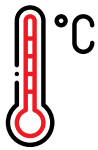
**METALLIC & PEARL EFFECT
COLOUR SERIES**



Description

Gox7 AM 75** Series of Automotive Metallic & Pearl Effect Colour is a Hybrid Technology of acrylic system that gives you ultimate protection for your valued vehicle, refinishing work is made easy, anytime, anyway, with your own creative ideas and designs as well as re-styling your vehicle to reflect current design trends with new and fashionable colours.

All metallic and pearl colours are formulated to give maximum brilliant and shining effects with excellent durability, withstand corrosion, rust, and chemicals while resisting chipping, cracking and fading.



Resistance
 Up to 150°C



Drying:
 Touch in 30 Minutes, Dries
 Thoroughly Overnight



This Series Is Ideal & Suitable For



ENGINE COVER



SPORT RIM



TRIMMING



PLASTIC PART

| Suitable Substrate | Recommended Primer for Better Adhesion |
|--------------------|---|
| Plastic | Apply PP Primer (AP7100) As Undercoat |
| Metal | Apply STD Primer (AP7102) As Undercoat |
| Wood | Apply STD Primer (AP7102) As Undercoat |
| Original Surface | Make Sure Original Paint Not Cracking, Apply STD Primer (AP7102) As Undercoat |

Features

- Premium automotive metallic and pearl colour paints with excellent brilliant and shining effects.
- This track-tested formula is ideal for use on sport rim/wheel coating, metal & plastic engine covers, interior & exterior plastic parts, as well as automotive trim projects.
- Fast drying with excellent corrosion resistance prevents chipping, cracking and peeling.
- Outstanding weather resistance and adhesion, making it ideal for car enthusiasts and auto-refinish professionals.

Direction For Use



1. Surface Preparation

- Always painting in a well ventilated area, and ensure all surface be cleaned & degreased thoroughly with GOX 7's Surface Cleaner & Degreaser Products. Remove the old paint with scrape, sand or using stripper if necessary.



2. Primer Paint

- Apply GOX 7's Primer & Sealer coat for added corrosion protection on metal & promotes adhesion and hiding.



3. Colour Paint

- Shake can vigorously prior to painting. Always test on small area first to ensure colour suitability or fully mixed. Keep the can the same distance from the surface and in motion while spraying.
- Apply two or more coats leaving a few minutes drying time between coats/ each coat. Avoid heavy coat and sagging.



4. Top Coat Paint

- Once thoroughly dry, this product can also be top-coated with conventional spray paint colour or finished with a protective varnish.



5. Tips for Aerosol Spray Paint

- Turn the can upside down and spray briefly to clear the nozzle and valve after use.

Available Colours



AM 7503
**SPARKLING
 SILVER**



AM 7504
**CRYSTAL
 BLACK**



AM 7505
**GOLD GUN
 METAL**



AM 7506
**TITANIUM
 SILVER**



AM 7508
**ARMY
 SILVER
 METALLIC**



AM 7512
**SPARKLING
 GOLD**



AM 7513
**ORANGE
 GOLD**



AM 7520
ROSE PINK



AM 7521
GOX BLUE



AM 7522
ROSIE RED

*The appearance of these colours may vary, please refer actual colour chart.



AUTOMOTIVE APPROVAL



SPRAY GUN QUALITY



RoHS
 COMPLIANT
 Free



PRR
 HYBRID
 TECHNOLOGY



Manufactured by
ISO 9001
 Certified Factory



PREMIUM ENAMEL COLOUR PAINT

GOX7 AB 72**

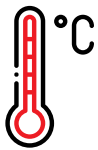
**PREMIUM ENAMEL COLOUR
SERIES**



Description

Gox7 AB 72** Series of Premium Enamel Colour is a Hybrid Technology of acrylic urethane system that brings you ultimate protection for your valued vehicle, with refinishing work made easy, anytime, anyway, using your own creative ideas and designs as well as re-styling your vehicle to reflect the current design trends with our new and fashionable colours.

All colours are formulated to their maximum vivid effect with excellent durability and heat resistance, to withstand corrosion, rust, and chemicals while resisting chipping, cracking and fading.



Resistance
 Up to 150°C



Drying:
 Touch in 30 Minutes, Dries Thoroughly Overnight



This Series Is Ideal & Suitable For



ENGINE COVER



SPORT RIM



TRIMMING



PLASTIC PART

| Suitable Substrate | Recommended Primer for Better Adhesion |
|--------------------|---|
| Plastic | Apply PP Primer (AP7100) As Undercoat |
| Metal | Apply STD Primer (AP7102) As Undercoat |
| Wood | Apply STD Primer (AP7102) As Undercoat |
| Original Surface | Make Sure Original Paint Not Cracking, Apply STD Primer (AP7102) As Undercoat |

Features

- Premium automotive paint with heat resistance up to 302° F (150° C).
- Outstanding weather resistance and adhesion, make it ideal for car enthusiasts and auto-refinish professionals.
- Superior coverage with smooth finish and protects many surfaces in your project.
- This track-tested formula is ideal for use on Sport Rim/Wheel Coating projects, Metal & Plastic Engine Covers, Interior & Exterior Plastic Parts, as well as Automotive Trim.
- Fast drying with excellent corrosion resistance also prevents chipping, cracking and peeling.

Direction For Use



1. Surface Preparation

- Always painting in a well ventilated area, and ensure all surface be cleaned & degreased thoroughly with GOX 7's Surface Cleaner & Degreaser Products. Remove the old paint with scrape, sand or using stripper if necessary.



2. Primer Paint

- Apply GOX 7's Primer & Sealer coat for added corrosion protection on metal & promotes adhesion and hiding.



3. Colour Paint

- Shake can vigorously prior to painting. Always test on small area first to ensure colour suitability or fully mixed. Keep the can the same distance from the surface and in motion while spraying.
- Apply two or more coats leaving a few minutes drying time between coats/ each coat. Avoid heavy coat and sagging.



4. Top Coat Paint

- Once thoroughly dry, this product can also be top-coated with conventional spray paint colour or finished with a protective varnish.




5. Tips for Aerosol Spray Paint

- Turn the can upside down and spray briefly to clear the nozzle and valve after use.

Available Colours




AB 7202
SATIN
BLACK



AB 7204
SATIN
WHITE



AB 7205
OCEAN BLUE



AB 7207
LEMON
YELLOW



AB 7208
APPLE
GREEN



AB 7209
KITTY PINK



AB 7211
REPSOL
ORANGE



AB 7212
GOX VIOLET



AB 7213
MARINO
RED



AB 7214
DEEP
PURPLE

*The appearance of these colours may vary, please refer actual colour chart.



AUTOMOTIVE APPROVAL



SPRAY GUN QUALITY



RoHS
Compliant
Free



PRR
HYBRID
TECHNOLOGY



Manufactured by
ISO 9001
Certified Factory



AUTOMOTIVE PRIMER / UNDERCOAT PAINT

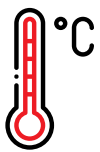
GOX7 AB 7301 HI-HEAT PRIMER



Description

Gox7 AB 7301 Hi-Heat Primer is a specific purpose, fast drying primer ideal for high heat applications and exterior applications. Hi-Heat Primer improving adhesion of the colour basecoat and lacquer topcoat to high heat parts and surfaces, such as brake calliper, brake drum, brake rotor centre and ribs, wheel hubs, engine parts and other parts required high heat resistance.

Our primers are formulated to be colour keyed to allow minimum basecoat film thickness and to minimize the effect of stone chipping, making it ideal to use as the first step in all automotive priming projects and also for use on spot repairs.



Resistance
 Up to 350°C



Drying:
 Touch in 30 Minutes, Dries Thoroughly Overnight



This Series Is Ideal & Suitable For



ENGINE COVER




BRAKE CALLIPER

Features

- Improves adhesion of subsequent colour base and topcoats.
- Formulated in white to allow minimum basecoat and topcoat film thickness, with excellent durability and heat resistance up to 650° F (350° C).
- This track-tested formula is ideal for use on brake calliper, brake drum, brake rotor centre and ribs, wheel hubs, and parts requiring high heat resistance.
- Fast drying with excellent corrosion prevention and resists chipping, cracking and peeling.
- High build formula helps fill deep scratches and minor imperfection, make it ideal for car enthusiasts and auto-refinish professionals.

Available Colours



AB 7301
 HI-HEAT
 PRIMER

*The appearance of these colours may vary, please refer actual colour chart.



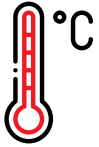
AUTOMOTIVE PRIMER / UNDERCOAT PAINT

GOX7 AP 7100 PLASTIC & PP PRIMER



Description

Gox7 Plastic & PP Primer Coat Product is a specific purpose, fast drying primer ideal for both interior and exterior applications. As well as improving adhesion of the colour basecoat and lacquer topcoat to all plastic surfaces, especially low surface energy and non-olefin plastic, making it ideal to use as the first step in all automotive priming and for use on spot repairs.



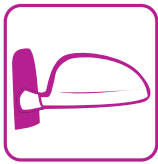
Resistance
 Up to 150°C



Drying:
 Touch in 30 Minutes, Dries
 Thoroughly Overnight



This Series Is Ideal & Suitable For



TRIMMING




PLASTIC PART

Features

- Excellent adhesion to PP plastic.
- Fast drying and improves adhesion of subsequent colour basecoat and topcoat on plastic surface, especially low surface energy and non-olefin plastic.

Available Colours



AP 7100
 PLASTIC &
 PP PRIMER

*The appearance of these colours may vary, please refer actual colour chart.



AUTOMOTIVE APPROVAL



SPRAY GUN QUALITY



RoHS
 Compliant
 Free



Manufactured by
ISO 9001
 Certified Factory



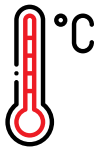
AUTOMOTIVE PRIMER / UNDERCOAT PAINT

GOX7 AP 7101 & AP 7102 PRIMER AND SEALER COAT



Description

Gox7 Primer & Sealer Coat Product is an all purpose, fast drying primer ideal for both interior and exterior applications. It improves adhesion of colour basecoat and lacquer topcoat to all surfaces. Our primers are formulated to be colour keyed to allow minimum basecoat film thickness and to minimize the effect of stone chipping, making it ideal to use as the first step in all automotive priming projects and for use on spot repairs.



Resistance
 Up to 150°C



Drying:
 Touch in 30 Minutes, Dries Thoroughly Overnight



This Series Is Ideal & Suitable For



ENGINE COVER




SPORT RIM

| Suitable Substrate | Recommended Primer for Better Adhesion |
|--------------------|---|
| Metal & Plastic | Apply Multi-Purpose Primer (AP7101) with sandable function. |
| | Apply STD Primer (AP 7102) if transparent substrate required. |


Features

- Improves adhesion of subsequent colour basecoat and topcoat.
- Excellent adhesion to metal, stainless steel, bare steel, casting alloy and iron, aluminium, fibreglass and all pre-painted surface as well as engineering plastic.
- Fast drying with excellent corrosion resistance and prevents chipping, cracking and peeling.
- High build formula helps fill deep scratches and minor imperfection.

Available Colours



AP 7101
 MULTI
 PURPOSE
 PRIMER
 (SANDABLE)



AP 7102
 STD PRIMER
 (TRANSPARENT
 CLEAR)

*The appearance of these colours may vary, please refer actual colour chart.



AUTOMOTIVE APPROVAL



SPRAY GUN QUALITY



RoHS
 Compliant
 Free



PRR
 HYBRID
 TECHNOLOGY



Manufactured by
 ISO 9001
 Certified Factory

AUTOMOTIVE CLEANER & DEGREASER

GOX7 AC 7** CLEANER & DEGREASER SERIES



Description

Gox7 pre-treatment and surface preparation products offer an extensive line of cleaning and degreaser solutions for your painting surface preparations.

Gox7's AC 700 Heavy Duty Cleaner is a fast acting, industrial strength cleaner containing zero ozone depletors. It is a heavy duty cleaner with strong flushing action that is safe on all metal leaving no residue after use. It also is a high performance, non-chlorinated product designed to remove grease, oil, wax, road tar, dust, dirt, grime, silicone, carbon residues, industrial soils from any surface generally encountered in automotive and industrial surface preparation.




Features

- Heavy duty degreaser.
- Safe to use on metal part.
- Cuts through stubborn grease, grime and other hard to remove soils quickly.
- Effective penetrant, clean & remove grease, oil, fluid, wax, road tar, dust, dirt, grime, silicone, carbon residues.
- Contains no chlorinated solvent.
- Advanced Technology Spray Right 360° - Spray at any angle.
- Uses an environmentally friendly propellant for a safe workplace.

Application

Spray the surface and allow to remain wetted with solution for a minimum of 2 minutes and scrub or wipe off as required. Superior results can be obtained by over spraying several times and wiping off with clean dry cloth.



Description

Gox7 pre-treatment and surface preparation products offer an extensive line of cleaning and degrease solutions for your painting surface preparations.

Gox7's AC 730 Power Remover for Adhesive, Label and Stickers is a high performance, non-chlorinated product with specially blended solvent. It removes adhesive residue, glue residue, self-adhesive paper label, wax, some inks and dyes from metal and glass surfaces generally encountered in automotive and industrial parts.

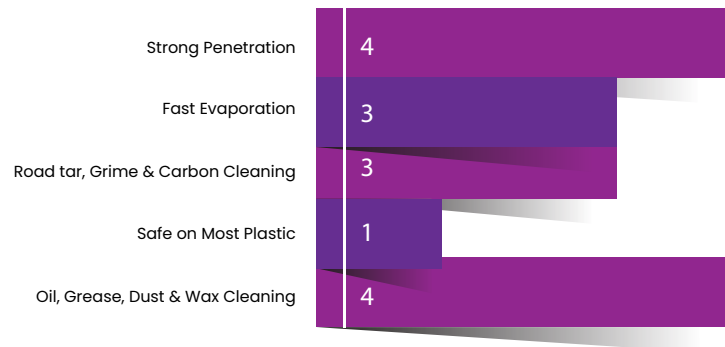


Features

- Heavy duty degreaser.
- Safe to use on metal part.
- Cuts through stubborn grease, grime and other hard to remove soils quickly.
- Effective penetrant, clean & remove grease, oil, fluid, wax, road tar, dust, dirt, grime, silicone, carbon residues.
- Contains no chlorinated solvent.
- Advanced Technology Spray Right 360° – Spray at any angle.
- Uses an environmentally friendly propellant for a safe workplace.

Application

Spray the surface and allow to remain wetted with solution for a minimum of 2 minutes and scrub or wipe off as required. Superior results can be obtained by over spraying several times and wiping off with clean dry cloth.



Description

Gox7's AC 790 Throttle Body, Carburettor & Choke Cleaner is a fast acting, industrial strength cleaner containing zero ozone depletors. It is a high performance, non-chlorinated product designed to remove grease, oil, wax, road tar, dust, dirt, grime, carbon residues from any surface generally encountered in automotive work. AC 790 will can also clean out the calibrated drill holes and nozzles.

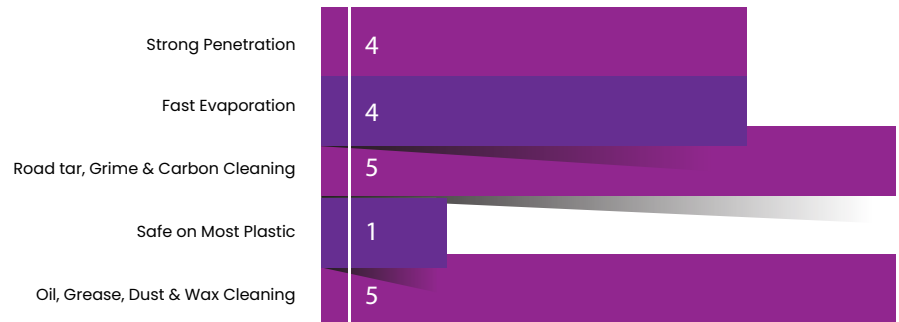
Features

- Excellent cleaning effect.
- No oil remains after drying.
- Increases engine performance.
- Cleans calibrated drill holes and nozzles.
- Contains no chlorinated solvent.
- Advanced Technology Spray Right 360° – Spray at any angle.
- Uses an environmentally friendly propellant for a safe workplace.



Application

Spray contaminated components and allow to drain. After solvent has evaporated, the components will be clean and free from grease.



Description

Gox7's AC 720 Automotive Green & Biodegradable Degreaser provides heavy duty cleaning without harsh chemicals, which is safe to use on all washable surfaces and safe for environment.


Features

- No skin sensitizers.
- Completely biodegradable.
- Non-flammable & non-combustible.
- Non-toxic, non-hazardous & non-corrosive.
- Heavy duty & strong cleaning solution.
- Emulsifies grease & oils without use of harsh acids, alkaline or petroleum solvents.
- Contains no acetone and chlorinated solvent.
- Advanced Technology Spray Right 360° – Spray at any angle.
- Uses an environmentally friendly propellant for a safe workplace.



Application

Spray the surface and allow to remain wetted with solution for a minimum of 2 minutes and scrub or wipe off as required. Superior results can be obtained by over spraying several times and wiping off with clean dry cloth.



Description

Gox7 pre-treatment and surface preparation product offers an extensive line of cleaning and degreaser solution for your painting surface preparations.

Gox7's AC 710 Plastic & Paint Surface Cleaner & Degreaser is a fast acting, industrial strength cleaner containing zero ozone depletors. Its specifically for cleaning plastic parts and safe on most paints. It is a high performance, non-chlorinated product designed to remove surface contamination, stains, chemical degradation with ease.




Features

- Safe on all hard surfaces.
- Non-corrosive.
- Does not bleach or discolour surfaces.
- Does not attack most paints and plastic parts.
- Effective in cleaning oil, grease, dust, wax and industrial soils.
- Contains no acetone and chlorinated solvent.
- Advanced Technology Spray Right 360° - Spray at any angle.
- Uses an environmentally friendly propellant for a safe workplace.

Application

Spray the surface and allow to remain wetted with solution for a minimum of 2 minutes and scrub or wipe off as required. Superior result can be obtained by over spraying several times and wiping off with clean dry cloth.



Description

Gox7's AC 750 Mild Remover for Adhesive & Glue is a high performance, non-chlorinated product with specially blended solvent for removal of adhesive residue, self-adhesive paper label, glue residue, wax, some inks and dyes.


Features

- Safe on most plastic and most paints surface.
- Non-corrosive.
- Does not bleach or discolour surfaces.
- Quickly removes adhesive, self-adhesive paper label, and wax.
- An effective cleaner for removal of some inks and dyes.
- Contains no acetone and chlorinated solvent.
- Advanced Technology Spray Right 360° - Spray at any angle.
- Uses an environmentally friendly propellant for a safe workplace.



Application

Spray the surface and allow to remain wetted with solution for a minimum of 2 minutes and scrub or wipe off as required. Superior results can be obtained by spraying several times and wiping off with clean dry cloth.



Description

Gox7's AC 770 Multi-Purpose Solution Cleaner is a combination of selected acetone-free solvents for rapid, efficient cleaning and de-greasing of structural components in automotive and industrial applications. It has high performance penetration properties and is designed to remove grease, oil, wax, road tar, dust, dirt, grime, carbon residues, industrial soils from any surface generally encountered in automotive and industrial parts.


Features

- Universal application.
- Strong flushing action.
- Fast evaporation leaves surface free from grease and residues.
- Cleans engines, brake parts, rotors, callipers, springs and etc.
- Contains no acetone and chlorinated solvent.
- Advanced Technology Spray Right 360° - Spray at any angle.
- Uses an environmentally friendly propellant for a safe workplace.



Application

Spray contaminated components and allow to drain. After solvent has evaporated, the components will be clean and free from grease.





Advanced Spray Technology
Spray-Right 360°

Short Straw Nozzle (SSN)



Spray At Any Angle



- Narrow angle spray pattern.
- Suitable for inaccessible places.

Gox 7

ADVANTAGES

More Content (30% Above)

- 3% CO₂ Propellant
- 97% Capacity



Other's Brand

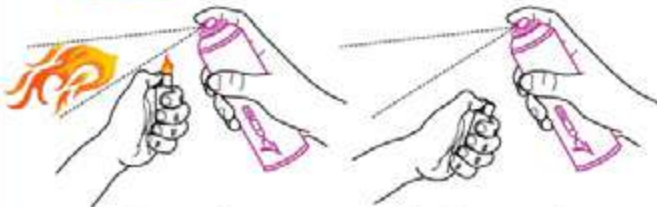
- 40% - 50% LPG Propellant
- 50% - 60% Capacity



IGNITION TEST



Gox 7 Filled CO₂ Propellant



Require flame to remain alight; Flammable

Other's Brand Filled LPG Propellant



Not require flame to remain alight; Extremely Flammable

TOWARDS GLOBAL PRESENCE



GOX 7 CURRENT FOOTPRINT

ASIA PACIFIC

- MALAYSIA
- SINGAPORE
- THAILAND
- MYANMAR
- HONG KONG
- CHINA
- INDONESIA
- AUSTRALIA
- SRI LANKA
- TAIWAN

MIDDLE EAST

- UNITED ARAB EMIRATES
- SAUDI ARABIA
- QATAR
- BAHRAIN
- OMAN
- KUWAIT

EUROPE & EUROPEAN UNION

- CZECH REPUBLIC
- GERMANY
- UNITED KINGDOM

AFRICA'S

- REUNION ISLAND

PRODUCT PACKAGING & SHIPPING



GOX7 EXHIBITION & PROMOTION ACTIVITIES



Quality Product From TransRich



gox7team



gox7team



Instagram
gox7team



gox7team



TransRich
Gox Seven

www.gox7.com

E : gox7@transrich.com



MADE IN MALAYSIA
TRANSRICH CHEMICALS SDN. BHD.