

ApeosPort®-VII

C7788 / C6688

Evolve with superior image quality and durability



Superior Image Quality and Durability

Presentation documents, design plans and drawings - we know these are vital to the success of your business.

ApeosPort -VII C7788 series provides superior image quality to ensure all your documents look their best - with no compromise on productivity.

Based on established durable technology, ApeosPort -VII C7788 gives you reliable performance with expert image quality even for your high-volume printing tasks.



Superior Image Quality with Durability

Expert image quality and durable high-volume print in your own office.



Convenient Usability for Efficient Operations

Intuitive user interface and high-speed scanning to automate operations.



Outstanding Productivity from Start to Finish

Reliable performance with an established print engine, as well as optional feeders and finishers.



ApeosPort-VII C7788 / C6688



Printing resolution

2400×2400 dpi^{*1}

Copy / Print

Colour **70** B&W **75** sheets/minute^{*2}

Scan

Colour/B&W **270** ppm^{*3}

Paper weight

64 – 300 g/m²

Paper size

100×148 – 330×660 mm^{*4}

*1: For high resolution photo copying or printing.

*2: Sheets/minute for ApeosPort-VII C7788.

*3: 1 pass, 2 sided scanning, Fuji Xerox Standard Paper (A4 LEF), 200dpi, to Folder.

*4: Sizes for printing.



High-volume printing with superior image quality

Achieve high-volume printing while maintaining expert image quality with reliable durability. Printing process efficiency is improved with user-friendly operability and high-speed scanning.

Durable design for high-volume printing

ApeosPort-VII C7788 series adopts proven technology to ensure reliable durability for your heavy printing loads.

The solid and sturdy chassis, enables the use of heavy duty metallic internal components, usually used in professional production printers. This reduces any vibration that may be caused during continuous printing, to ensure optimum image quality.

Consumables loadable while printing to maximize uptime

You can replace toner cartridges and add paper without stopping print jobs in progress.

With high yield toner cartridges and two slots for black, the frequency of replacement is reduced. This un-interrupted printing time means more productivity for you.

Superior image quality

High-quality printing can be achieved with technologies used by professional printers, such as:

- High resolution at 2400 dpi VCSEL*¹ for vibrant colour output.
- Small particle size of approx. 5.8 µm EA-Eco toner for small, consistent production of particles and fine text.
- Ultra high precision registration IReCT*² enables the correction of image and colour misregistration.

*1: Vertical Cavity Surface Emitting Laser

*2: Image Registration Control Technology

For a polished finish on your images, you can increase the level of glossiness with gloss mode on the printer driver.

Note : Print speed slows down when selecting gloss mode.

Tools to control image quality by yourself

Simple Image Quality Adjustment (SIQA) and Combined Calibration enables you to easily perform various adjustments.

You no longer need to go through the time-consuming procedure of printing, measuring and manually adjusting individual settings.

Simply print out the calibration charts and scan them, to improve image quality with features such as:

SIQA – Alignment Adjustment

Improve misalignment between side 1 and side 2 of duplex jobs.

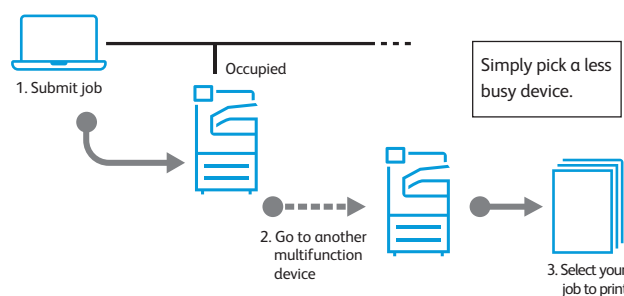
Combined Calibration - Density Uniformity Adjustment

Improve colour evenness within a page.

Server-less on-demand printing

If the multifunction device that you set as the output destination is being used, you can output your print job from another multifunction device – saving you time, especially when you are in a hurry. Check the status of your print job on the UI panel before your print. You can preview your job and change settings such as the number of copies, colour mode and one-sided/two-sided output – all from the UI panel. This improves document security and reduces waste from unnecessary printing.

* Server-less on-demand printing is an optional feature.



Easy panel navigation and mobile access for seamless operation

User friendly UI panel design

The UI panel can be operated with a tap and swipe just like a smartphone, giving an intuitive and familiar user experience to device operations. All operations can be completed using a single finger on the 10.1 inch colour touch panel. The simple menu navigation makes finding menu items easy, with fewer steps—improving overall operability.



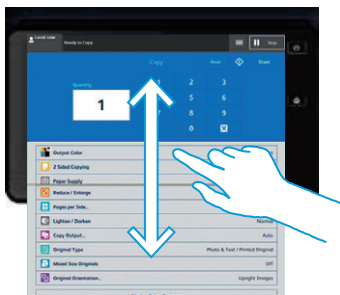
Colour coordinated for easy navigation

Each function is grouped by colour, allowing easy user recognition. Frequently used basic functions are displayed in the coloured area so they can be easily found.



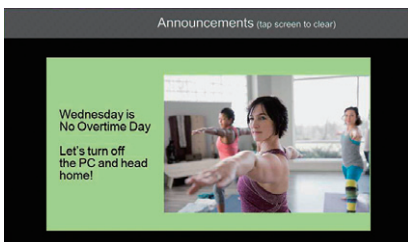
Easy to find

A hierarchy-free screen structure enables the various settings to be checked in a list. Detailed settings can also be specified via tap and swipe operations with a single finger.



"Announcements" to convey administrator messages

Texts and images can be created by the administrator and displayed on the UI panel as messages. The length and date/time of the display can also be specified.



Easily change between multiple languages

The device supports multiple languages including Japanese, English, Chinese (simplified/traditional), Korean, Thai, Vietnamese and Indonesian (Bahasa Indonesia) and can be easily changed to accommodate different users.

Portable UI

Your smartphone (iOS and Android™) can be used as a portable UI panel. Simply set a job on your smartphone and touch the Near Field Communication (NFC) reader of the multifunction device to perform basic operations such as copy, scan and fax (Store to Folder or E-mail).

Up to 30 favorites can be registered

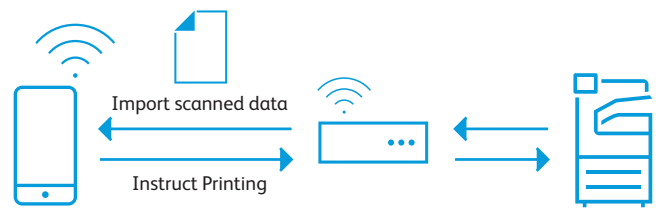
Portable UI for Business enables registration of up to 30 frequently used settings.

These settings can be recalled with a single touch. The destination for sending faxes or saving scanned data can also be registered for added convenience.



Print Utility

Fuji Xerox Print Utility enables users to print directly from iOS or Android™ devices, putting mobile printing and scanning convenience at your fingertips. Print stored photo albums, web pages or shoot and print on the go from your iOS or Android™ device. Simply hold your NFC enabled mobile device over the multifunction device to automatically launch Print Utility and you are ready to print or scan.



Wi-Fi Direct®

Even when the intranet environment cannot be accessed by mobile devices of visitors or personal mobile devices of employees, these devices can be connected to the multifunction device via a wireless kit.

In addition to Print Utility, printing and scanning with AirPrint, Google Cloud Print™ and Mopria is also supported.

Note : Optional



Durable technology for reliable performance

Take a closer look inside and out, and you'll see how ApeosPort-VII C7788 series is built to give you expert image quality and true productivity from start to finish.

1 Horizontal paper path with solid and sturdy chassis

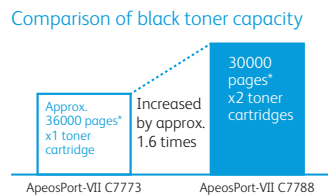
The horizontal paper path enables stable toner transfer on to paper fed at high speed while maintaining precision alignment. Also, it helps smooth paper handling of heavy stocks of up to 300 gsm.

The solid and sturdy chassis, enables the use of heavy duty metallic internal components, usually used in professional production printers. This reduces any vibration that may be caused during continuous printing, to ensure optimum image quality.

2 Toner reserve tanks for nonstop cartridge replacement

Reserve tanks under the toner cartridges enable replacement of toner cartridges without interrupting ongoing print jobs.

High yield toner cartridges with two slots for black, reduces frequency of replacement and increases uptime.



3 High capacity feeder B1-S

In addition to the standard feeder with capacity of 3260 sheets, the feeder provides an additional 2000 sheets in sizes of up to 330 x 488 mm (up to 300 gsm) and a storage cabinet. It is equipped with four blowers, an advanced roller system and a center registration system. This enables reliable paper transport, prevents mis-feeding and a capability to handle large quantities of coated paper including SRA3 full bleed paper.

4 High resolution 2400 x 2400 dpi printing

At the heart of the printer, a Vertical Cavity Surface Emitting Laser (VCSEL) is equipped in the Raster Output Scanner (ROS) as its light source. The VCSEL reproduces images simultaneously with 32 laser beams to achieve 2400 x 2400 dpi high resolution printing.

Ultra high precision registration - IReCT

Image Registration Control Technology (IReCT) precisely measures the position of sheets running at high-speed and executes real time correction of CMYK image mis-registration and distortion on each sheet with high precision.

5.8 µm EA-Eco Toner

Chemically formed, small, consistent particles of this toner produce superior image quality in addition to a light gloss, producing a smooth finish similar to offset printing. The toner requires little power to fuse, and can be applied to a variety of stocks.



Tools to control image quality by yourself

Simple Image Quality Adjustment (SIQA) and Combined Calibration allows you to perform various adjustments – without the assistance of a service engineer.

Simply by printing out charts and scanning them, you can improve the image quality with features such as:

SIQA – Alignment Adjustment

This feature improves alignment between side 1 and side 2 of duplex jobs. The machine automatically measures numerous values to fix any misalignment which may occur due to numerous factors such as paper thickness, media type or machine usage.


Combined Calibration – Density Uniformity Adjustment

Improve colour evenness within a page.

Combined Calibration – Colour Calibration

Improve smoothness of gradation.





5 Real-time curl correction

While viewing the amount of curl on paper, adjustments can be performed in real time. This requires the optional Interface Decurler Module D1.

6 Inserter D1

The Inserter D1 handles pre-printed sheets such as cover sheets and slip sheets of various weights and sizes. The sheets are inserted before the final finishing process such as in book binding. The inserter can handle paper weights of 64 to 300 gsm and sizes from A5 to oversized A3 which allows you to create your original booklet with professional hard-covers or dividers.

7 Optional Finishers

Various finishing styles are available with optional finishers. The saddle stitching feature can produce a 120 page booklet from 30 sheets of paper. The Z-fold Half Sheet or Tri-fold feature can be used to fit A3 size pages into an A4 report. In addition, insertions, hole punching and stapling will allow you the flexibility to create the finished products you need with improved efficiency, productivity and quality.

8 270 ppm high-speed scanning

The device can scan in duplex at a blistering 270 ppm. It also smoothly scans irregular sizes such as receipts. A multi-feed detection function is equipped in the Duplex Automatic Document Feeder (DADF). An ultrasonic sensor detects over-lapping documents regardless of paper type, size or background colour. This prevents scanning mistakes when copying or scanning large amounts of documents, especially of various sizes. Up to 250 sheets can be loaded in the DADF for scanning.

Automate routine operations with Scan Delivery

Scan Delivery brings efficiency to your routine work

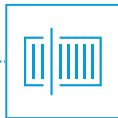
Although we are shifting towards paperless offices, every office still has certain paper documents that must be stored for review or reuse - such as application forms, invoices, contracts and delivery orders. However, scanned documents are easily lost in unstructured folder

hierarchies making them difficult to find when necessary. With optional Scan Delivery, you can automate routine scan tasks by setting rules in flows, eliminating troublesome operations such as: renaming files and creating folders to store files.

Steps in Scan Delivery



1

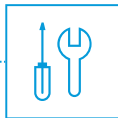


1 Select document type from pre-registered icons and scan

- Texts in specified areas are extracted and used as file and folder names*1
- Attributes useful in searching are automatically assigned*2
- OCR processing*1 (for full-text search) performed

*1 Advanced Scan kit is required.
*2 For saving in DocuWorks or PDF format.

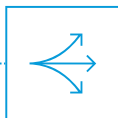
2



2 Auto-image correction

- Skew correction
- Skip blank pages
- Shadow suppression
- Large file compression

3



3 Auto-sort & save

- Sort by: Category type, document type, date etc.
- Sort and save by blank page and QR code.

4

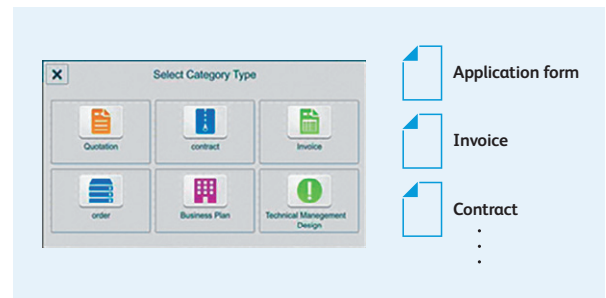


4 Share / utilize

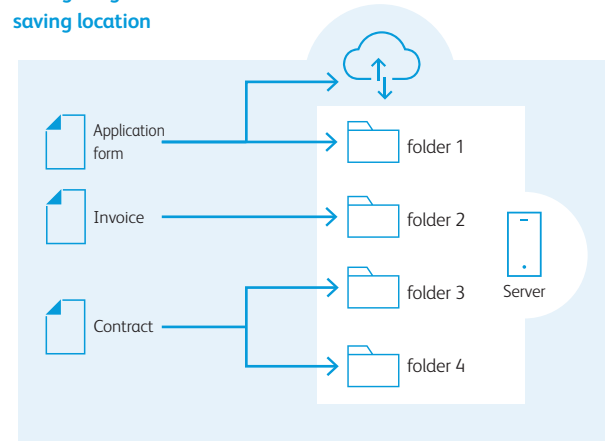
- Transfer to folders in PC/Server using SMB/FTP
- Transfer to Working Folder (Fuji Xerox cloud service)

Administrator to pre-set flow of scanned documents

Scan rules (Max 10 document names per 8 operation names) can be pre-set.



Configuring rules for document saving location



You can configure rules to automatically save files in designated locations dependent on file type. Documents can be simultaneously stored to 2 locations.

High-speed scanning of large quantities of documents

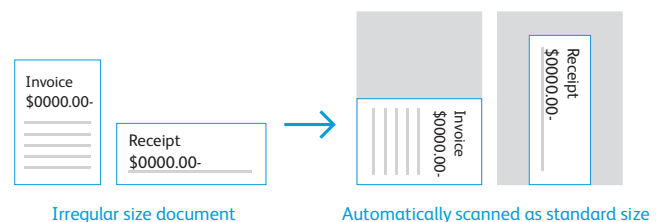
The device can scan in duplex at a blistering 270 ppm.* Up to 250 sheets can be loaded in the Duplex Automatic Document Feeder (DADF) for scanning.

* 1 pass, 2 sided scanning. Fuji Xerox Standard Paper (A4 LEF), 200dpi, to Folder.



Smooth scanning of irregular sizes

Irregular and small size documents can be automatically adjusted to the closest standard size just by scanning with DADF. For example, receipts and order slips can be easily scanned without specifying each individual document size.

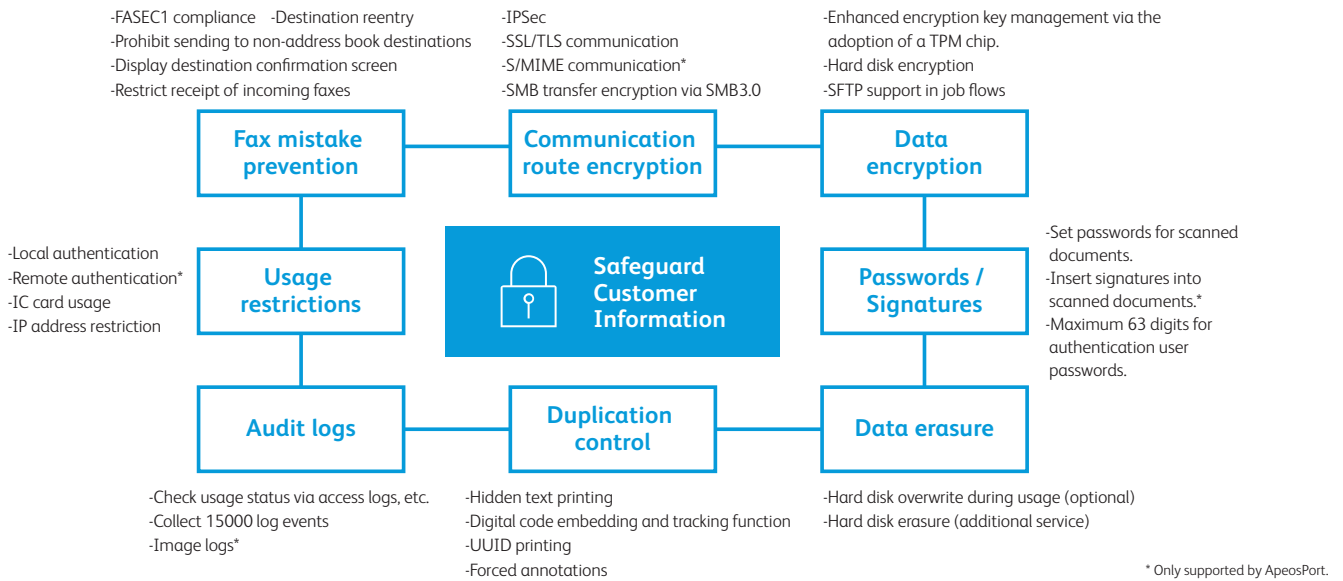


Irregular size document

Automatically scanned as standard size

Enhanced security in both hardware and software – conforming to latest international standards

More carefree and easier management / operation



Two separate connections in one multifunction device

Optional Secondary Ethernet Kit allows users to share and use the same multifunction device on two different network environments – for example, one for outputting office documents and the other for outputting mission critical system documents. Security is ensured as there is no connection between the two completely independent networks.

Note : Optional.



Finishing options

A rich variety of post-processing features will support various finishing styles.



Staple



Punch



Saddle Staple



Single Fold



Tri-fold



Z-fold Half Sheet

C3 Finisher



Sort / Stack

Staple (50 sheets or 65 sheets)*1

Punch*3

Output tray capacity

500+3000 sheets

C3 Finisher with Booklet Maker + Folder Unit CD1



Sort / Stack

Staple (50 sheets or 65 sheets)*1)*2

Punch*3

Saddle Staple (16 sheets) / Single Fold

Z-fold Half Sheet / Tri-fold*5

Output tray capacity

500+1500 sheets

Finisher D6 with Booklet Maker + Folder Unit CD2 + Interface Decurler Module D1



Sort / Stack

Staple (100 sheets)*2

Automatic Staple Nail Cutting

Punch*4

Saddle Staple (30 sheets) / Single Fold

Z-fold Half Sheet / Tri-fold*6

Curl Correction

Output tray capacity

500+2000 sheets

*1: C3 Finisher Staple Unit 65 sheets is required.

*2: The number of sheets that can be folded is reduced when Z-folding half sheet is mixed.

*3: 2/4 Hole or US 2/3 Hole Punch Kit for C3 Finisher is required.

*4: 2/4 Hole or US 2/3 Hole Punch Kit for Finisher D6 is required.

*5: Folder Unit CD1 is required.

*6: Folder Unit CD2 is required.

ApeosPort C7788 / C6688

Functions & Specifications

Basic Specifications/Copy Function

Item	Description	
	C7788	C6688
Type	Console	
Memory capacity	4 GB (Max: 4 GB)	
Hard disk capacity ¹	320 GB or larger (Usable space: 128 GB)	
Colour Capability	Full Colour	
Scan Resolution	600 x 600 dpi	
Printing Resolution	2400 x 2400 dpi (High Resolution Photo) 600 x 600 dpi (Text / Text-Photo / Photo / Map)	
Warm-up Time	90 seconds or less (23 degrees Celsius room temperature)	
Original Size	Maximum of A3, 11 x 17", 297 x 432 mm for both Sheet and Book	
Paper Size	Max	SRA3 (320 x 450 mm), 13 x 18" (330 x 457 mm), A3 (13 x 19.2" (330 x 488 mm) when using Bypass Tray]
	Min	A5 (Postcard (100 x 148 mm) and Quadrate NO.3 Envelope (120 x 235 mm) when using Bypass Tray]
	Image loss width ²	Lead edge 4.0 mm, Trail edge 4.0 mm, Right/Left edge 3.5 mm
Paper Weight ³	Paper Tray	64 to 220 gsm
	Bypass Tray	64 to 300 gsm
First Copy Output Time	B/W: 4.1 sec. (A4 LEF / Monochrome priority mode) Colour: 6.5 sec. (A4 LEF / Colour priority mode)	
Continuous Copy Speed ⁴	A4 LEF / B5 LEF	B/W: 75 sheets/minute Colour: 70 sheets/minute
	A4 / B5	B/W: 54 sheets/minute Colour: 51 sheets/minute
	B4	B/W: 44 sheets/minute Colour: 39 sheets/minute
	A3	B/W: 37 sheets/minute Colour: 35 sheets/minute
		B/W: 65 sheets/minute Colour: 60 sheets/minute
Paper Tray Capacity ⁵	Standard	500 sheets x 2-tray + 870 sheets + 1140 sheets + Bypass Tray 250 sheets
	Optional	HCF B1: 2000 sheets x 1-tray High Capacity Feeder B1-S: 2000 sheets x 1-tray
	Max	5260 sheets [Standard + HCF B1 / High Capacity Feeder B1-S]
Output Tray Capacity ^{5, 6}	500 sheets (A4 LEF)	
Power Supply	AC220-240 V +/- 10 %, 10 A, 50/60 Hz common	
Maximum Power Consumption	2.4 kW	
	Sleep Mode: 1.0 W	
	Low Power Mode: 101 W	
	Ready Mode: 200 W	
Dimensions	W 700 x D 841 x H 1145 mm	
Weight ⁷	230 kg	

*1: The Storage Hard disk capacity is not totally available for customers.

*2: Up to A3 size.

*3: It is recommended to use Fuji Xerox recommended paper. Correct print output may not be possible depending on the requirement.

*4: The speed may be reduced due to the image quality adjustment.

*5: 80 gsm paper.

*6: When Simple Catch Tray or Offset Catch Tray is installed.

*7: Excluding Toner Cartridge and output tray.

Print Function

Item	Description	
Type	Built-in type	
Continuous Print Speed ¹	Same as the Basic Specifications / Copy Function	
Printing Resolution	Standard	[PCL Driver] Standard: 2400 x 2400 dpi, High Quality: 2400 x 2400 dpi, High Resolution: 2400 x 2400 dpi
	Optional	[Adobe® PostScript® 3™ Driver] High Speed (Standard): 2400 x 2400 dpi, High Quality: 2400 x 2400 dpi, High Resolution: 2400 x 2400 dpi
Page Description Language	Standard	PCL5 / PCL6
	Optional	Adobe® PostScript® 3™
Supported Operating System ²	Standard	[PCL Driver] Windows 10 (32bit / 64bit) Windows 8.1 (32bit / 64bit) Windows 7 (32bit / 64bit) Windows Server 2019 (64bit) Windows Server 2016 (64bit) Windows Server 2012 R2 (64bit) Windows Server 2012 (64bit) Windows Server 2008 R2 (64bit) Windows Server 2008 (32bit / 64bit) [Mac OS X Driver] macOS 10.14 / 10.13 / 10.12 OS X 10.11/ 10.10
	Optional	[Adobe® PostScript® 3™ Driver] Windows 10 (32bit / 64bit) Windows 8.1 (32bit / 64bit) Windows 7 (32bit / 64bit) Windows Server 2019 (64bit) Windows Server 2016 (64bit) Windows Server 2012 R2 (64bit) Windows Server 2012 (64bit) Windows Server 2008 R2 (64bit) Windows Server 2008 (32bit / 64bit) macOS 10.14 / 10.13 / 10.12 OS X 10.11/ 10.10
Interface	Standard	Ethernet 1000BASE-T / 100BASE-TX / 10BASE-T, USB3.0

*1: The speed may be reduced due to the image quality adjustment. The printing speed may be reduced depending on the document.

*2: Please refer to our official website for the latest supported OS.

Scan Function

Item	Description	
Type	Colour Scanner	
Scan Resolution	600 x 600 dpi, 400 x 400 dpi, 300 x 300 dpi, 200 x 200 dpi	
Scan Speed	Same as the "Scan Speed" for the Duplex Automatic Document Feeder	
Interface	Standard	Ethernet 1000BASE-T / 100BASE-TX / 10BASE-T

Fax Function (Optional)

Item	Description	
Original Size	Max: A3, 11 x 17", Long document (Longest 600 mm)	
Recording Paper Size	Max: A3, 11 x 17" Min: A5	
Transmission Time	2 seconds and more but fewer than 3 seconds ¹	
Transmission Mode	ITU-T G3	
Applicable Lines	Telephone subscriber line, PBX, Fax communication (PSTN), Maximum 3 ports ² (G3-3 ports)	

*1: When A4 size document with approximately 700 characters is transmitted in standard image-quality (8 x 3.85 lines/mm) and in high-speed mode (28.8 kbps or faster, JBIG). Only indicates the time for transmitting the image information and does not include the communication control time. The total communication time will vary depending on the contents of the document, the type of machine receiving the fax, and line condition.

*2: No. of FAX lines is up to 3 ports. Port refers to number of channels for FAX.

Duplex Automatic Document Feeder C2-PC

Item	Description	
Original Size	Max: A3, 11 x 17" Min: A6	
Paper Weight	38 to 200 gsm (In Duplex: 50 to 200 gsm)	
Capacity	250 sheets	
Scan Speed ³	Copy (A4 LEF Simplex)	B/W: 80 sheets/minute Colour: 75 sheets/minute
	Scan	B/W: 135 sheets/minute, Colour: 135 sheets/minute (1 pass, 2 sided scanning, B/W: 270 ppm, Colour: 270 ppm) [Fuji Xerox Standard Paper (A4 LEF), 200 dpi, to Folder.]

*1: The minimum custom size is 84 x 139.7 mm.

*2: 64 gsm paper.

*3: The scanning speed varies depending on the documents.

HCF B1 (Optional)

Item	Description	
Paper Size	A4 LEF, Letter LEF, B5 LEF	
Paper Weight	64 to 220 gsm	
Feeding Capacity / Number of Tray [*]	2000 sheets x 1-tray	
Dimensions	W 389 x D 610 x H 377 mm	
Weight	29 kg	

* 80 gsm paper.

High Capacity Feeder B1-S (Optional)

Item	Description	
Paper Size	Max: 13 x 19" (330 x 483 mm), 12.6 x 19.2" (320 x 488 mm), A3 Min: Postcard (100 x 148 mm) ¹ , B5, B5 LEF Custom Size: 100 x 148 mm to 330 x 488 mm	
Paper Weight	64 to 300 gsm	
Feeding Capacity / Number of Tray ²	2000 sheets x 1-tray	
Power Supply	AC220-240 V +/- 10 %, 1.5 A, 50/60 Hz common	
Maximum Power Consumption	360 W	
Dimensions	W 988 x D 762 x H 992 mm	
Weight	160 kg ³	

*1: When using postcard guide.

*2: 80 gsm paper.

*3: Excluding Bypass Tray.

Simple Catch Tray / Offset Catch Tray (Optional)

Item	Description	
	Simple Catch Tray	Offset Catch Tray
Paper Size	Max: 13 x 19.2" (330 x 488 mm), A3, 330 x 660 mm Min: A6, Postcard (100 x 148 mm)	
Paper Weight	64 to 300 gsm	
Paper Capacity [*]	500 sheets	
Dimensions	W 460 x D 393 x H 184 mm	
Weight	6 kg	

* 80 gsm paper.

C3 Finisher / C3 Finisher with Booklet Maker (Optional)

Item		Description	
		C3 Finisher	C3 Finisher with Booklet Maker
Type	Output Tray	Sort (Offset available) / Stack (Offset available)	
	Finishing Tray	Sort (Offset available) / Stack (Offset available)	
	Booklet Tray	-	
Paper Size	Output Tray	Max: 13 x 19" (330 x 483 mm), 12.6 x 19.2" (320 x 488 mm), A3, 330 x 660 mm Min: Postcard (100 x 148 mm)	
	Finishing Tray	Max: 13 x 19" (330 x 483 mm), 12.6 x 19.2" (320 x 488 mm), A3 Min: B5 LEF	
Paper Weight	Output Tray	64 to 300 gsm	
	Finishing Tray	64 to 300 gsm	
Paper Capacity ¹	Output Tray	500 sheets (A4)	
	Finishing Tray	[Without Stapling]	[Without Stapling]
		[With Stapling]	[With Stapling]
Booklet Tray	-		
Staple	Capacity	50 sheets (90 gsm or less) ⁴	
	Paper Size	Max: A3, 11 x 17" Min: B5 LEF	
	Paper Weight	64 to 300 gsm	
Punch ⁵	Position	Single stapling, Dual stapling	
	Number of Holes	2-hole / 4-hole punch or 2-hole / 3-hole punch (US Specifications)	
	Paper Size	Max: A3, 11 x 17" Min: A4 LEF, B5 LEF (2-hole punch, 3-hole punch), A4 (2-hole punch)	
Booklet Finishing	Paper Weight	64 to 200 gsm	
	Capacity	-	Saddle Staple: 16 sheets (90 gsm or less) ⁶ Single Fold: 5 sheets (90 gsm or less) ⁶
	Paper Size	-	Max: 13 x 18" (330 x 457 mm) Min: B5
Dimensions ⁷	Paper Weight	-	Saddle Staple: 64 to 220 gsm Single Fold: 64 to 220 gsm
	Capacity	-	Saddle Staple: 16 sheets (90 gsm or less) ⁶ Single Fold: 5 sheets (90 gsm or less) ⁶
	Paper Size	-	Max: 13 x 18" (330 x 457 mm) Min: B5
Weight	Capacity	-	Saddle Staple: 64 to 220 gsm Single Fold: 64 to 220 gsm
	Paper Size	-	Max: 13 x 18" (330 x 457 mm) Min: B5
Weight	Capacity	-	Saddle Staple: 64 to 220 gsm Single Fold: 64 to 220 gsm
	Paper Size	-	Max: 13 x 18" (330 x 457 mm) Min: B5
Weight	Capacity	-	Saddle Staple: 64 to 220 gsm Single Fold: 64 to 220 gsm
	Paper Size	-	Max: 13 x 18" (330 x 457 mm) Min: B5
Weight	Capacity	-	Saddle Staple: 64 to 220 gsm Single Fold: 64 to 220 gsm
	Paper Size	-	Max: 13 x 18" (330 x 457 mm) Min: B5
Weight	Capacity	-	Saddle Staple: 64 to 220 gsm Single Fold: 64 to 220 gsm
	Paper Size	-	Max: 13 x 18" (330 x 457 mm) Min: B5
Weight	Capacity	-	Saddle Staple: 64 to 220 gsm Single Fold: 64 to 220 gsm
	Paper Size	-	Max: 13 x 18" (330 x 457 mm) Min: B5
Weight	Capacity	-	Saddle Staple: 64 to 220 gsm Single Fold: 64 to 220 gsm
	Paper Size	-	Max: 13 x 18" (330 x 457 mm) Min: B5

Note: Transport Unit V1 is required.

*1: 64 gsm paper.

*2: When larger size sheets are stacked on top of smaller size sheets.

*3: When the output paper size is the same.

*4: Up to 65 sheets can be stapled when the C3 Finisher Staple Unit 65 Sheets is installed. However, depending on the paper type, incorrect stapling such as uneven edge alignment of sets may occur.

*5: Optional.

*6: The maximum number of sheets varies depending on the paper weight. Booklet may not be tightly closed depending on the size or type of the paper.

*7: Inner connector within the body is excluded.

Folder Unit (Optional)

Item		Description	
		Folder Unit CD1	Folder Unit CD2
Z Fold Half Sheet	Paper Size	A3, 11 x 17", B4	
	Paper Weight	64 to 90 gsm	
Tri-fold	Paper Size	A4, Letter	
	Paper Weight	64 to 90 gsm	
	Paper Capacity ¹	40 sheets	
Power Supply	AC100-127 V +/- 10 %, 1 A / AC200-240 V +/- 10 %, 0.6 A, 50/60 Hz common ²		
Maximum Power Consumption	120 W		
Dimensions	W 232 x D 726 x H 992 mm		
Weight	53 kg		55 kg

Note: Folder Unit CD1 is option for C3 Finisher and C3 Finisher with Booklet Maker. Folder Unit CD2 is option for Finisher D6 with Booklet Maker.

*1: 64 gsm paper.

*2: Power supply separate from the main unit is required.

Interface Decurler Module D1 (Optional)

Item		Description
Power Supply	AC100-240 V +/- 10 %, 1.3 A (100 V) / 0.5 A (240 V), 50/60 Hz common When Inserter D1 is installed: AC100-240 V +/- 10 %, 2 A (100 V) / 0.9 A (240 V), 50/60 Hz common	
Maximum Power Consumption	130 W When Inserter D1 is installed: 200 W	
Dimensions	W 340 x D 725 x H 992 mm	
Weight	40 kg	

Note: Interface Decurler Module D1 is necessary for connecting Finisher D6 with Booklet Maker to the printer.

Finisher D6 with Booklet Maker (Optional)

Item		Description	
Type	Output Tray	Sort / Stack	
	Finishing Tray	Sort (Offset available) / Stack (Offset available)	
	Booklet Tray	Sort / Stack	
Paper Size	Output Tray	Max: 13 x 19" (330 x 483 mm), 12.6 x 19.2" (320 x 488 mm), A3, 330 x 660 mm Min: Postcard (100 x 148 mm)	
	Finishing Tray	Max: 13 x 19" (330 x 483 mm), 12.6 x 19.2" (320 x 488 mm), A3 Min: A5	
Paper Weight	Output Tray	64 to 300 gsm	
	Finishing Tray	64 to 300 gsm	
Paper Capacity ¹	Output Tray	500 sheets (A4)	
	Finishing Tray	[Without Stapling]	A4: 2000 sheets, B4 or larger: 1500 sheets, Mixed Size Stacking ² : 350 sheets
		[With Stapling]	A4: 200 sets or 2000 sheets, B4 or larger: 100 sets or 1500 sheets
Booklet Tray	20 sets ³		
Staple	Capacity	100 sheets ⁴ (90 gsm or less)	
	Paper Size	Max: A3, 11 x 17" Min: A5 LEF	
	Paper Weight	64 to 300 gsm	
Punch ⁵	Position	Single stapling ⁵ , Dual stapling, Four-position stapling	
	Number of Holes	2-hole / 4-hole punch or 2-hole / 3-hole punch (US Specifications)	
	Paper Size	Max: A3, 11 x 17" Min: A4 LEF, B5 LEF (2-hole punch, 3-hole punch), A4 (2-hole punch)	
Booklet Finishing	Paper Weight	64 to 220 gsm	
	Capacity ³	Saddle Staple: 30 sheets (90 gsm or less) Single Fold: 5 sheets (90 gsm or less)	
	Paper Size	Max: 13 x 19" (330 x 483 mm), 12.6 x 19.2" (320 x 488 mm), A3 Min: B5	
Power Supply	Paper Weight	Saddle Staple: 64 to 300 gsm Single Fold: 64 to 300 gsm	
	Capacity	AC100-127 V +/- 10 %, 3 A, 50/60 Hz common AC200-240 V +/- 10 %, 1.8 A, 50/60 Hz common	
Maximum Power Consumption	360 W		
Dimensions ⁹	W 892 x D 725 x H 1200 mm When Folder Unit CD2 is installed: W 1129 x D 726 x H 1200 mm		
Weight	105 kg When Folder Unit CD2 is installed: 160 kg		

Note: Interface Decurler Module D1 is required.

*1: 64 gsm paper.

*2: When larger size sheets are stacked on top of smaller size sheets.

*3: When the output paper size is the same.

*4: 65 sheets for sizes exceeding A4.

*5: One place rear angled stapling is supported on A4 and A3 only.

*6: Optional.

*7: The possible number of holes depends on the paper size.

*8: The capacity can decrease depending on type and weight of paper being used and other conditions.

*9: When Extension Tray is pulled out.

Inserter D1 (Optional)

Item		Description
Paper Size	Standard Size: Max A3, Min A5 ¹ Custom Size: 182 x 148 mm to 330 x 488 mm	
Paper Weight	64 to 300 gsm	
Paper Capacity ²	250 sheets	
Power Supply	Supplied from the Interface Decurler Module D1	
Dimensions ³	W 700 x D 725 x H 1235 mm	
Weight	45 kg	

Note: Finisher D6 with Booklet Maker is required.

*1: Available when custom size is entered.

*2: 82 gsm paper.

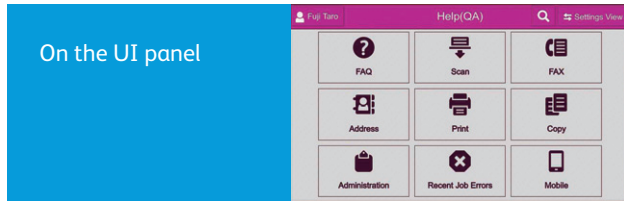
*3: The width of the paper transfer area when connected to the device is 165 mm.

Notes

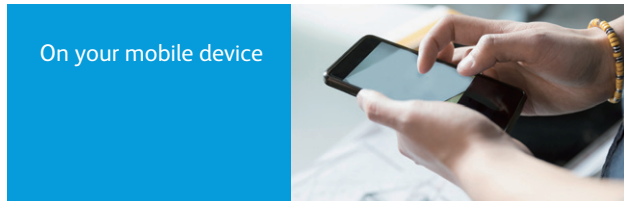
- 1) If the storage media (such as hard disk drives) of the base unit fail, loss of received data, accumulated data, registered setting data, etc. may occur. In no event shall Fuji Xerox be liable for any damages whatsoever arising from loss of data.
- 2) Functional spare parts will be available for at least 7 years after the product is no longer manufactured.

Easy solutions to help solve problems

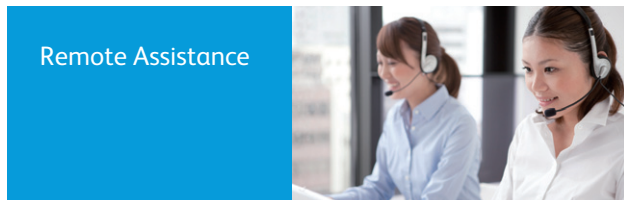
From toner replacement to unexpected device failures, most problems can be solved quickly without needing to wait for a customer engineer or sales representative.



There is a "Help" function on the UI panel. Select your problem from the "Help" menu to begin. You can operate the buttons on UI panel, while referring to the Help contents.



You can also check help information from your mobile device by scanning the QR code shown on the UI panel.



If you cannot solve a problem, contact our call center as required. An operator will remotely access your multifunction device and guide you using a finger pointer or pen function on the UI panel.

Apple, iPhone, AirPrint, iPad, iPad Air, iPad Pro, iPod touch, and Mac are trademarks of Apple Inc., registered in the U.S. and other countries. All product names and company names mentioned in this brochure are trademarks or registered trademarks of their respective companies. The product specifications, appearance and other details in this brochure are subject to change without notice for improvements. The available model varies depending on the country/region. Please ask the sales representatives for details.

Reproduction Prohibitions Please note that reproduction of the following is prohibited by law : Domestic and foreign currencies, government-issued securities, and national bonds and local bond certificates. Unused postage stamps, post cards, etc. Certificate stamps stipulated by law. Reproducing works forming the subject matter of copyright (literary works, musical works, paintings, engravings, maps, cinematographic works, drawings, photographic works, etc.) is not permitted unless the reproduction is for the purpose of personal use, family use or other similar uses within a limited circle.

For Your Safety
Before using the product, read the Instruction Manual carefully for proper use. Use the product with the power source and voltage specified. Be sure to establish ground connection. Otherwise, electronic shock may result in the case of a failure or short circuit.

For more information or detailed product specification, please call or visit us at

Fuji Xerox Asia Pacific Pte Ltd, Malaysia Operations 199202000004 (993478-A)



Head Office:

GF, 1F & 3F, Axis Business Park, Block C, No. 10, Jalan Bersatu 13/4, 46200 Petaling Jaya.
Tel: 04-643 5000 Fax: 03-7882 2828 Hunting Line: 1-300-88-5880

Branches:

Penang: No. 3-G, 3-1 & 3-2, Persiaran Bayan Indah, Bayan Bay, 11900 Bayan Lepas Penang.
Tel: 04-643 5000 Fax: 04-644 4677

Johor Bahru: No.21 & 23, Jalan Setia Tropika 1/28, Taman Setia Tropika, 81200 Kempas, Johor Bahru.
Tel: 07-238 7868 Fax: 07-238 2678

Melaka: No.17, Jalan KL3/11, Kota Laksamana, 75200 Melaka.
Tel: 06-281 0466 Fax: 06-281 0408

<https://www.fujixerox.com.my/>

Kota Kinabalu: Block K, Lot 65, Ground-5th Floor, KK Time Square, 88100 Kota Kinabalu, Sabah.

Tel: 088-486 888 Fax: 088-486 668

Kuching: 199A-201, Lot 3049 & 3050, Eastmoore Centre, 2 1/2 Mile Jalan Rock, 93200 Kuching, Sarawak.

Tel: 082-240 633, 082-254 633 Fax: 082-418 733