




Our wrenches perform better over the long haul than other wrenches because they're made better — with special alloy steel, precision forging and heat treatment for maximum strength and durability. Nickel-chrome finishing for corrosion protection and easy cleanup. Plus longer handles for more leverage and greater access.


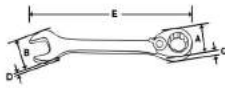
**SUPERIOR FEATURES AT EVERY TURN.**

Our entire line of wrenches is packed with exclusive features. The Flank Drive® Plus profile on the open end "bites" into the fastener to minimize risk of slipping and delivers up to 62% more turning power. Our Flank Drive® box-end wrenches perform better too, with a 7.5° rotation away from the handle, allowing you to flip them for a better grip in tight spots. They also feature a 15° angle for knuckle clearance and even greater accessibility. And with up to 80 gear teeth and reversible dual pawls, our reverse ratcheting box-end wrenches provide smoother operation and maximum power.



**WRENCHES**

## FLANK DRIVE® PLUS REVERSIBLE RATCHETING COMBINATION



### Ratcheting Combination, Standard Handle, 15° Offset, mm

- Patented, ratcheting mechanism utilizes Snap-on® Dual 80® technology; combining dual pawls with a thin-walled, box-end design for smooth operation and more torque transfer in less lateral space
- 12-point ratcheting gear is cold-formed and features the Flank Drive® wrenching configuration, the proven design for turning fasteners
- Open end features patented Flank Drive® Plus wrenching configuration that delivers up to 62% more turning power than conventional wrenches
- Up to 80-gear teeth requires minimal movement in tight areas
- 15° offset of box-end for maximum knuckle clearance

Set Contains: SOXRRM710

| mm | 12       | A    | B    | C    | D   | E     | 12 |
|----|----------|------|------|------|-----|-------|----|
| 6  | SOXRRM6  | 16.3 | 13.8 | 6.7  | 3.7 | 125.5 |    |
| 7  | SOXRRM7  | 16.8 | 15.1 | 6.9  | 3.9 | 137.4 |    |
| 8  | SOXRRM8  | 17.8 | 17.0 | 7.1  | 4.3 | 149   |    |
| 9  | SOXRRM9  | 19.6 | 19.2 | 7.9  | 4.7 | 164   |    |
| 10 | SOXRRM10 | 19.1 | 21.1 | 7.2  | 5.1 | 178.6 | •  |
| 11 | SOXRRM11 | 21.1 | 23.4 | 7.6  | 5.5 | 194.1 | •  |
| 12 | SOXRRM12 | 22.7 | 25.1 | 8.1  | 5.9 | 206.5 | •  |
| 13 | SOXRRM13 | 24   | 27.2 | 8.2  | 6.3 | 220.7 | •  |
| 14 | SOXRRM14 | 26.3 | 29.2 | 8.2  | 6.7 | 234.7 | •  |
| 15 | SOXRRM15 | 27.8 | 31.2 | 9.1  | 7.1 | 248.9 | •  |
| 16 | SOXRRM16 | 28.4 | 33   | 9.8  | 7.4 | 261.1 | •  |
| 17 | SOXRRM17 | 30.5 | 35.1 | 9.9  | 7.8 | 276.6 | •  |
| 18 | SOXRRM18 | 31.8 | 37.1 | 10.4 | 8.2 | 291.1 | •  |
| 19 | SOXRRM19 | 32.4 | 39.4 | 10.9 | 8.6 | 304.8 | •  |

ASME® B107.100

Set includes storage tray

### Ratcheting Combination, Standard Handle, 15° Offset, inches



Set Contains: SOXRR707

| 12    | 12      | A      | B      | C     | D     | E       | 12 |
|-------|---------|--------|--------|-------|-------|---------|----|
| 1/4   | SOXRR8  | 21/32  | 9/16   | 9/32  | 5/32  | 4-15/16 |    |
| 5/16  | SOXRR10 | 27/32  | 11/16  | 9/32  | 3/16  | 5-29/32 |    |
| 3/8   | SOXRR12 | 3/4    | 27/32  | 9/32  | 7/32  | 7-1/32  | •  |
| 7/16  | SOXRR14 | 27/32  | 15/16  | 5/16  | 7/32  | 7-21/32 | •  |
| 1/2   | SOXRR16 | 15/16  | 1-1/16 | 11/32 | 1/4   | 8-11/16 | •  |
| 9/16  | SOXRR18 | 1-1/32 | 1-5/32 | 11/32 | 1/4   | 9-1/4   | •  |
| 5/8   | SOXRR20 | 1-1/8  | 1-5/16 | 3/8   | 9/32  | 10-9/32 | •  |
| 11/16 | SOXRR22 | 1-3/16 | 1-3/8  | 13/32 | 5/16  | 10-7/8  | •  |
| 3/4   | SOXRR24 | 1-9/32 | 1-9/16 | 7/16  | 11/32 | 12      | •  |

ASME® B107.100

Set includes storage tray

## FLANK DRIVE® RATCHETING COMBINATION

- Patented open end speed wrenching configuration delivers more speed than conventional wrenches
- Speed open end provides quick, ratchet like action
- Flank Drive® wrenching system on box end provides up to 15 to 20% more turning power with less risk of tool or fastener damage
- Manufactured from special alloy steel, precision forged and heat treated for optimum strength and durability
- Up to 80 gear teeth for minimal movement in tight areas
- Box ends are offset 15° for clearance
- Sized for optimum comfort and balance
- Nickel-chrome plating helps protect against corrosion and makes it easy to wipe clean



### Reversible Ratcheting Box/Speed Open End, mm

Set Contains: SRXRM710

| mm | 12      | A    | B    | C    | D   | E   | Gear Teeth | 12 |
|----|---------|------|------|------|-----|-----|------------|----|
| 10 | SRXRM10 | 21.5 | 19.1 | 8.3  | 5.1 | 179 | 72         | •  |
| 11 | SRXRM11 | 22.0 | 21.0 | 8.6  | 5.6 | 194 | 72         | •  |
| 12 | SRXRM12 | 23.5 | 22.9 | 9.3  | 5.9 | 207 | 80         | •  |
| 13 | SRXRM13 | 25.0 | 24.8 | 10.2 | 6.4 | 221 | 80         | •  |
| 14 | SRXRM14 | 27.0 | 26.7 | 10.2 | 6.6 | 235 | 80         | •  |
| 15 | SRXRM15 | 28.5 | 28.6 | 11.1 | 7.4 | 249 | 80         | •  |
| 16 | SRXRM16 | 30.5 | 30.5 | 11.1 | 7.4 | 261 | 80         | •  |
| 17 | SRXRM17 | 32.0 | 32.4 | 12.0 | 7.9 | 277 | 80         | •  |
| 18 | SRXRM18 | 34.5 | 34.3 | 12.0 | 8.2 | 291 | 80         | •  |
| 19 | SRXRM19 | 36.5 | 36.2 | 12.9 | 8.6 | 305 | 80         | •  |

ASME® B107.100

Set includes storage tray



# FLANK DRIVE® RATCHETING COMBINATION


WRENCHES



OXRM703



OXRM710



OXR704



OXR707

## Ratcheting Combination, Standard Handle, 0° Offset, mm

| mm | 12     | Set Contains: |      |      |     |       | 12 | 12 |
|----|--------|---------------|------|------|-----|-------|----|----|
|    |        | A             | B    | C    | D   | E     |    |    |
| 6  | OXRM6  | 16            | 13.2 | 6.4  | 3.5 | 122.9 |    |    |
| 7  | OXRM7  | 16            | 14.9 | 6.4  | 3.9 | 134.6 |    |    |
| 8  | OXRM8  | 16.9          | 17   | 6.4  | 4.3 | 146.8 |    |    |
| 9  | OXRM9  | 18.2          | 19.1 | 6.8  | 4.7 | 159   |    |    |
| 10 | OXRM10 | 19.1          | 21.1 | 7.2  | 5.1 | 171   |    | •  |
| 11 | OXRM11 | 21.1          | 23.4 | 7.6  | 5.5 | 183   |    | •  |
| 12 | OXRM12 | 22.7          | 25.1 | 8.1  | 5.9 | 195   |    | •  |
| 13 | OXRM13 | 24            | 27.2 | 8.2  | 6.3 | 207   |    | •  |
| 14 | OXRM14 | 26.3          | 29.2 | 8.3  | 6.7 | 219   |    | •  |
| 15 | OXRM15 | 27.8          | 31.2 | 8.3  | 7.1 | 231   |    | •  |
| 16 | OXRM16 | 28.4          | 33   | 9.8  | 7.4 | 243   |    | •  |
| 17 | OXRM17 | 30.5          | 35.1 | 9.9  | 7.8 | 255   |    | •  |
| 18 | OXRM18 | 31.8          | 37.1 | 10.4 | 8.2 | 267   |    | •  |
| 19 | OXRM19 | 32.4          | 39.4 | 10.9 | 8.6 | 279   |    | •  |
| 21 | OXRM21 | 39            | 43   | 13   | 9   | 314   |    | •  |
| 22 | OXRM22 | 40            | 46   | 13   | 10  | 329   |    | •  |
| 24 | OXRM24 | 46            | 49   | 14   | 11  | 359   |    | •  |

ASME® B107.100

Sets include storage tray

## Ratcheting Combination, Standard Handle, 0° Offset, inches

| In    | 12    | Set Contains: |         |       |       |          | 12 | 12 |
|-------|-------|---------------|---------|-------|-------|----------|----|----|
|       |       | A             | B       | C     | D     | E        |    |    |
| 1/4   | OXR8  | 5/8           | 1/2     | 1/4   | 9/64  | 4-27/32  |    |    |
| 5/16  | OXR10 | 21/32         | 43/64   | 1/4   | 11/64 | 6-1/4    |    |    |
| 3/8   | OXR12 | 3/4           | 27/32   | 9/32  | 3/16  | 6-3/4    |    | •  |
| 7/16  | OXR14 | 27/32         | 29/32   | 5/16  | 7/32  | 7-7/32   |    | •  |
| 1/2   | OXR16 | 15/16         | 1-1/16  | 11/32 | 1/4   | 8-5/32   |    | •  |
| 9/16  | OXR18 | 1-1/32        | 1-5/32  | 11/32 | 1/4   | 8-5/8    |    | •  |
| 5/8   | OXR20 | 1-1/8         | 1-5/16  | 3/8   | 9/32  | 9-9/16   |    | •  |
| 11/16 | OXR22 | 1-7/32        | 1-3/8   | 13/32 | 5/16  | 10-1/32  |    | •  |
| 3/4   | OXR24 | 1-9/32        | 1-9/16  | 7/16  | 11/32 | 10-31/32 |    | •  |
| 13/16 | OXR26 | 1-9/16        | 1-3/4   | 17/32 | 3/8   | 12-3/8   |    | •  |
| 7/8   | OXR28 | 1-9/16        | 1-13/16 | 17/32 | 13/32 | 12-15/16 |    | •  |
| 15/16 | OXR30 | 1-13/16       | 1-15/16 | 9/16  | 7/16  | 14-1/8   |    | •  |
| 1     | OXR32 | 1-13/16       | 2-1/16  | 9/16  | 7/16  | 14-11/16 |    | •  |

ASME® B107.100

Set includes storage tray



OXIRM707

## Ratcheting Combination, Short Handle, 0° Offset, mm

| mm | 12      | Set Contains: |      |      |     |       | 12 | 12 |
|----|---------|---------------|------|------|-----|-------|----|----|
|    |         | A             | B    | C    | D   | E     |    |    |
| 6  | OXIRM6  | 16.3          | 13.2 | 6.7  | 3.5 | 80.8  |    |    |
| 7  | OXIRM7  | 16.8          | 15.2 | 6.9  | 3.9 | 84.8  |    |    |
| 8  | OXIRM8  | 17.8          | 17.0 | 7.1  | 4.3 | 88.7  |    | •  |
| 9  | OXIRM9  | 19.6          | 19.2 | 8.0  | 4.8 | 92.7  |    | •  |
| 10 | OXIRM10 | 21.5          | 21.1 | 8.4  | 5.1 | 97.0  |    | •  |
| 11 | OXIRM11 | 22.0          | 23.4 | 8.7  | 5.6 | 101.1 |    | •  |
| 12 | OXIRM12 | 23.5          | 25.1 | 9.3  | 5.9 | 105.4 |    | •  |
| 13 | OXIRM13 | 25.0          | 27.2 | 10.2 | 6.4 | 109.5 |    | •  |
| 14 | OXIRM14 | 27.0          | 29.2 | 10.2 | 6.7 | 113.8 |    | •  |
| 15 | OXIRM15 | 28.5          | 31.2 | 11.1 | 7.1 | 118.1 |    | •  |
| 16 | OXIRM16 | 30.5          | 33.0 | 11.1 | 7.4 | 122.2 |    | •  |
| 17 | OXIRM17 | 32.0          | 35.1 | 12.0 | 7.8 | 126.5 |    | •  |
| 18 | OXIRM18 | 34.5          | 37.1 | 12.0 | 8.2 | 130.6 |    | •  |
| 19 | OXIRM19 | 36.5          | 39.4 | 12.9 | 8.7 | 135.4 |    | •  |

ASME® B107.100

Set includes storage tray



OXIR707

## Ratcheting Combination, Short Handle, 0° Offset, inches

| In    | 12     | Set Contains: |        |       |       |         | 12 |   |
|-------|--------|---------------|--------|-------|-------|---------|----|---|
|       |        | A             | B      | C     | D     | E       |    |   |
| 1/4   | OXIR8  | 21/32         | 17/32  | 9/32  | 5/32  | 3-3/16  |    |   |
| 5/16  | OXIR10 | 21/32         | 11/16  | 9/32  | 3/16  | 3-17/32 |    |   |
| 3/8   | OXIR12 | 27/32         | 27/32  | 5/16  | 3/16  | 3-27/32 |    | • |
| 7/16  | OXIR14 | 7/8           | 29/32  | 11/32 | 7/32  | 3-31/32 |    | • |
| 1/2   | OXIR16 | 31/32         | 1-1/16 | 13/32 | 1/4   | 4-5/16  |    | • |
| 9/16  | OXIR18 | 1-1/16        | 1-5/32 | 13/32 | 1/4   | 4-15/32 |    | • |
| 5/8   | OXIR20 | 1-3/16        | 1-5/16 | 15/32 | 9/32  | 4-13/16 |    | • |
| 11/16 | OXIR22 | 1-7/32        | 1-3/8  | 15/32 | 5/16  | 4-31/32 |    | • |
| 3/4   | OXIR24 | 1-15/32       | 1-9/16 | 1/2   | 11/32 | 5-11/32 |    | • |

ASME® B107.100

Set includes storage tray



• Do not use "cheater bars" on handles  
• Read safety precautions on pages W1 to W4

# REVERSIBLE RATCHETING COMBINATION Blue-Point®



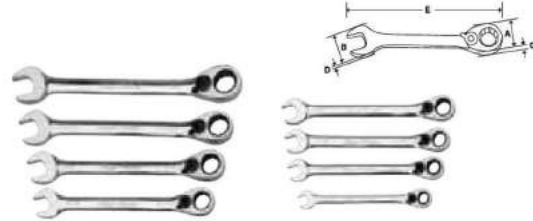
BOERM712

Ratcheting Combination,  
Standard Handle, 15°  
Offset, mm (Blue-Point®)

| mm | 12      | A    | B    | C    | D    | E     | Set Contains: |          |
|----|---------|------|------|------|------|-------|---------------|----------|
|    |         |      |      |      |      |       | BOERM712      | BOERM704 |
| 6  | BOERM6  | 16.3 | 16.3 | 6.6  | 3.6  | 114.3 |               |          |
| 6  | BOERM7  | 16.5 | 16.4 | 6.6  | 3.9  | 125   |               |          |
| 8  | BOERM8  | 17.8 | 17.7 | 6.5  | 4.0  | 135   | •             |          |
| 9  | BOERM9  | 19.5 | 20.0 | 7.4  | 4.0  | 150   | •             |          |
| 10 | BOERM10 | 21.5 | 21.9 | 8.0  | 5.0  | 160   | •             |          |
| 11 | BOERM11 | 22.0 | 23.9 | 8.5  | 5.5  | 170   | •             |          |
| 12 | BOERM12 | 23.5 | 25.0 | 9.0  | 5.5  | 175   | •             |          |
| 13 | BOERM13 | 25.0 | 25.9 | 10.0 | 6.3  | 180   | •             |          |
| 14 | BOERM14 | 27.0 | 29.9 | 10.0 | 6.5  | 190   | •             |          |
| 15 | BOERM15 | 28.5 | 31.1 | 11.0 | 7.0  | 200   | •             |          |
| 16 | BOERM16 | 30.5 | 33.6 | 11.0 | 7.0  | 210   | •             |          |
| 17 | BOERM17 | 32.0 | 36.5 | 12.0 | 7.0  | 230   | •             |          |
| 18 | BOERM18 | 34.5 | 38.5 | 12.0 | 8.0  | 240   | •             |          |
| 19 | BOERM19 | 36.5 | 38.7 | 12.9 | 8.7  | 250   | •             |          |
| 21 | BOERM21 | 39.4 | 43.2 | 13.7 | 9.4  | 266.7 |               | •        |
| 22 | BOERM22 | 41.7 | 45.7 | 14.5 | 9.4  | 285.8 |               | •        |
| 24 | BOERM24 | 46.5 | 49.5 | 15.5 | 11.2 | 304.8 |               | •        |
| 25 | BOERM25 | 47.2 | 52.8 | 15.5 | 11.2 | 327.2 |               | •        |

ASME® B107.100

Sets include storage tray



BOER708

Ratcheting Combination,  
Standard Handle, 15° Offset,  
inches (Blue-Point®)

| in    | 12     | A       | B       | C     | D     | E       | Set Contains: |         |
|-------|--------|---------|---------|-------|-------|---------|---------------|---------|
|       |        |         |         |       |       |         | BOER708       | BOER704 |
| 7/32  | BOER7  | 5/8     | 21/32   | 1/4   | 5/32  | 4-1/2   |               |         |
| 1/4   | BOER8  | 21/32   | 21/32   | 1/4   | 5/32  | 4-1/2   |               |         |
| 5/16  | BOER10 | 11/16   | 11/16   | 1/4   | 5/32  | 5-5/16  | •             |         |
| 11/32 | BOER11 | 25/32   | 25/32   | 9/32  | 5/32  | 5-15/16 |               |         |
| 3/8   | BOER12 | 27/32   | 7/8     | 5/16  | 3/16  | 6-5/16  | •             |         |
| 7/16  | BOER14 | 7/8     | 15/16   | 11/32 | 7/32  | 6-11/16 | •             |         |
| 1/2   | BOER16 | 31/32   | 1-1/32  | 13/32 | 1/4   | 7-1/16  | •             |         |
| 9/16  | BOER18 | 1-1/16  | 1-3/16  | 13/32 | 1/4   | 7-1/2   | •             |         |
| 5/8   | BOER20 | 1-3/16  | 1-5/16  | 7/16  | 9/32  | 8-1/4   | •             |         |
| 11/16 | BOER22 | 1-1/4   | 1-7/16  | 15/32 | 9/32  | 9-1/16  | •             |         |
| 3/4   | BOER24 | 1-7/16  | 1-17/32 | 1/2   | 11/32 | 9-13/16 | •             |         |
| 13/16 | BOER26 | 1-9/16  | 1-23/32 | 17/32 | 3/8   | 10-1/2  |               | •       |
| 7/8   | BOER28 | 1-21/32 | 1-27/32 | 9/16  | 3/8   | 11-1/4  |               | •       |
| 15/16 | BOER30 | 1-27/32 | 1-31/32 | 5/8   | 7/16  | 12      |               | •       |
| 1     | BOER32 | 1-7/8   | 2-3/32  | 5/8   | 7/16  | 12-7/8  |               | •       |

ASME® B107.100

Set includes storage tray



BOERMS712

Ratcheting Combination,  
Short Handle, 15° Offset, mm  
(Blue-Point®)

| mm | 12       | A    | B    | C    | D   | E   | Set Contains: |  |
|----|----------|------|------|------|-----|-----|---------------|--|
|    |          |      |      |      |     |     | BOERMS712     |  |
| 8  | BOERMS8  | 17.8 | 17.7 | 6.5  | 4.0 | 90  | •             |  |
| 9  | BOERMS9  | 19.5 | 20.0 | 7.4  | 4.0 | 95  | •             |  |
| 10 | BOERMS10 | 21.5 | 21.9 | 8.0  | 5.0 | 100 | •             |  |
| 11 | BOERMS11 | 22.0 | 23.9 | 8.5  | 5.5 | 105 | •             |  |
| 12 | BOERMS12 | 23.5 | 25.0 | 9.0  | 5.5 | 110 | •             |  |
| 13 | BOERMS13 | 25.0 | 25.9 | 10.0 | 6.3 | 115 | •             |  |
| 14 | BOERMS14 | 27.0 | 29.9 | 10.0 | 6.5 | 120 | •             |  |
| 15 | BOERMS15 | 28.5 | 31.1 | 11.0 | 7.0 | 125 | •             |  |
| 16 | BOERMS16 | 30.5 | 33.6 | 11.0 | 7.0 | 128 | •             |  |
| 17 | BOERMS17 | 32.0 | 36.5 | 12.0 | 7.0 | 132 | •             |  |
| 18 | BOERMS18 | 34.5 | 38.5 | 12.0 | 8.0 | 138 | •             |  |
| 19 | BOERMS19 | 36.5 | 38.7 | 12.9 | 8.7 | 142 | •             |  |

ASME® B107.100

Set includes storage tray



BOERS708

Ratcheting Combination,  
Short Handle, 15° Offset,  
inches (Blue-Point®)

| in    | 12      | A      | B       | C     | D     | E       | Set Contains: |  |
|-------|---------|--------|---------|-------|-------|---------|---------------|--|
|       |         |        |         |       |       |         | BOERS708      |  |
| 5/16  | BOERS10 | 11/16  | 11/16   | 1/4   | 5/32  | 3-9/16  | •             |  |
| 3/8   | BOERS12 | 27/32  | 7/8     | 5/16  | 3/16  | 3-15/16 | •             |  |
| 7/16  | BOERS14 | 7/8    | 15/16   | 11/32 | 7/32  | 4-1/8   | •             |  |
| 1/2   | BOERS16 | 31/32  | 1-1/32  | 13/32 | 1/4   | 4-1/2   | •             |  |
| 9/16  | BOERS18 | 1-1/16 | 1-3/16  | 13/32 | 1/4   | 4-3/4   | •             |  |
| 5/8   | BOERS20 | 1-3/16 | 1-5/16  | 7/16  | 9/32  | 5-1/16  | •             |  |
| 11/16 | BOERS22 | 1-1/4  | 1-7/16  | 15/32 | 9/32  | 5-3/16  | •             |  |
| 3/4   | BOERS24 | 1-7/16 | 1-17/32 | 1/2   | 11/32 | 5-9/16  | •             |  |

ASME® B107.100

Set includes storage tray



# REVERSIBLE RATCHETING COMBINATION Blue-Point®

WRENCHES



BOERMF712A

## Flex Head Ratcheting Combination, Standard Handle, 15° Offset, inches (Blue-Point®)

- Flex head pivots 90° in either direction to reach hard to get fasteners
- Reversible, dual pawl ratcheting box end yields smooth operation and maximum strength
- 4.5° (5° or smaller wrenches) tooth engagement; less movement to engage the next tooth
- Tough, durable nickel-chrome finish

| mm | 12        | A    | B    | C    | D   | E   | 12 |
|----|-----------|------|------|------|-----|-----|----|
| 8  | BOERMF8A  | 17.8 | 17.7 | 6.5  | 4.0 | 142 | •  |
| 9  | BOERMF9A  | 19.5 | 20.0 | 7.4  | 4.0 | 152 | •  |
| 10 | BOERMF10A | 21.5 | 21.9 | 8.0  | 5.0 | 162 | •  |
| 11 | BOERMF11A | 22.0 | 23.9 | 8.5  | 5.5 | 172 | •  |
| 12 | BOERMF12A | 23.5 | 25.0 | 9.0  | 5.5 | 180 | •  |
| 13 | BOERMF13A | 25.0 | 25.9 | 10.0 | 6.3 | 188 | •  |
| 14 | BOERMF14A | 27.0 | 29.9 | 10.0 | 6.5 | 196 | •  |
| 15 | BOERMF15A | 28.5 | 31.1 | 11.0 | 7.0 | 204 | •  |
| 16 | BOERMF16A | 30.5 | 33.6 | 11.0 | 7.0 | 214 | •  |
| 17 | BOERMF17A | 32.0 | 36.5 | 12.0 | 7.0 | 228 | •  |
| 18 | BOERMF18A | 34.5 | 38.5 | 12.0 | 8.0 | 242 | •  |
| 19 | BOERMF19A | 36.5 | 38.7 | 12.9 | 8.7 | 256 | •  |

ASME® B107.100

Set includes storage tray



BOERMSF712

## Flex Head Ratcheting Combination, Midget Handle, 15° Offset, mm (Blue-Point®)

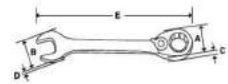
| mm | 12        | A    | B    | C    | D   | E   | 12 |
|----|-----------|------|------|------|-----|-----|----|
| 8  | BOERMSF8  | 17.8 | 17.7 | 6.5  | 4.0 | 94  | •  |
| 9  | BOERMSF9  | 19.5 | 20.0 | 7.4  | 4.0 | 98  | •  |
| 10 | BOERMSF10 | 21.5 | 21.9 | 8    | 5   | 103 | •  |
| 11 | BOERMSF11 | 22   | 23.9 | 8.5  | 5.5 | 108 | •  |
| 12 | BOERMSF12 | 23.5 | 25   | 9    | 5.5 | 111 | •  |
| 13 | BOERMSF13 | 25   | 25.9 | 10   | 6.3 | 115 | •  |
| 14 | BOERMSF14 | 27   | 29.9 | 10   | 6.5 | 120 | •  |
| 15 | BOERMSF15 | 28.5 | 31.1 | 11   | 7   | 124 | •  |
| 16 | BOERMSF16 | 30.5 | 33.6 | 11   | 7   | 128 | •  |
| 17 | BOERMSF17 | 32   | 36.5 | 12   | 7   | 133 | •  |
| 18 | BOERMSF18 | 34.5 | 38.5 | 12   | 8   | 140 | •  |
| 19 | BOERMSF19 | 36.5 | 38.7 | 12.9 | 8.7 | 147 | •  |

ASME® B107.100

Set includes kit bag



- Do not use "cheater bars" on handles
- Read safety precautions on pages W1 to W4



BOERF708A

## Flex Head Ratcheting Combination, Standard Handle, 15° Offset, inches (Blue-Point®)

| mm    | 12       | A      | B       | C     | D     | E       | 12 |
|-------|----------|--------|---------|-------|-------|---------|----|
| 5/16  | BOERF10A | 11/16  | 11/16   | 1/4   | 5/32  | 5-19/32 | •  |
| 3/8   | BOERF12A | 27/32  | 7/8     | 5/16  | 3/16  | 6-3/8   | •  |
| 7/16  | BOERF14A | 7/8    | 15/16   | 11/32 | 7/32  | 6-3/4   | •  |
| 1/2   | BOERF16A | 31/32  | 1-1/32  | 13/32 | 1/4   | 7-13/32 | •  |
| 9/16  | BOERF18A | 1-1/16 | 1-3/16  | 13/32 | 1/4   | 7-23/32 | •  |
| 5/8   | BOERF20A | 1-3/16 | 1-5/16  | 7/16  | 9/32  | 8-7/16  | •  |
| 11/16 | BOERF22A | 1-1/4  | 1-7/16  | 15/32 | 9/32  | 8-31/32 | •  |
| 3/4   | BOERF24A | 1-7/16 | 1-17/32 | 1/2   | 11/32 | 10-1/16 | •  |

ASME® B107.100

Set includes storage tray



BOERSF708

## Flex Head Ratcheting Combination, Midget Handle, 15° Offset, inches (Blue-Point®)

| mm    | 12       | A      | B       | C     | D     | E       | 12 |
|-------|----------|--------|---------|-------|-------|---------|----|
| 5/16  | BOERSF10 | 11/16  | 11/16   | 1/4   | 5/32  | 3-11/16 | •  |
| 3/8   | BOERSF12 | 27/32  | 7/8     | 5/16  | 3/16  | 4-1/16  | •  |
| 7/16  | BOERSF14 | 7/8    | 15/16   | 11/32 | 7/32  | 4-1/4   | •  |
| 1/2   | BOERSF16 | 31/32  | 1-1/32  | 13/32 | 1/4   | 4-17/32 | •  |
| 9/16  | BOERSF18 | 1-1/16 | 1-3/16  | 13/32 | 1/4   | 4-23/32 | •  |
| 5/8   | BOERSF20 | 1-3/16 | 1-5/16  | 7/16  | 9/32  | 5-1/32  | •  |
| 11/16 | BOERSF22 | 1-1/4  | 1-7/16  | 15/32 | 9/32  | 5-1/4   | •  |
| 3/4   | BOERSF24 | 1-7/16 | 1-17/32 | 1/2   | 11/32 | 5-25/32 | •  |

ASME® B107.100

Set includes kit bag

## RATCHETING WRENCH ADAPTORS



RWA2

### Ratcheting Wrench Adaptors

- Converts ratcheting wrench into a ratchet
- Use with reversible ratcheting box wrenches such as the SOXRR, SOXRRM, BOERM, BOERMF and BOERMS series
- Can be used with the combination ratcheting box wrenches such as the OXR, OXRM, OXIR, and OXIRM series
- Use reverse lever on wrench to secure or remove adaptor from wrench
- Push button on adaptor to release socket

| Stock No. | Configuration | Use with Ratcheting Wrench Size |
|-----------|---------------|---------------------------------|
| RWA1      | 1/4" Drive    | 13 mm                           |
| RWA2      | 3/8" Drive    | 16 mm                           |
| RWA3      | 1/2" Drive    | 19 mm                           |
| RWA4      | 1/4" Hex      | 13 mm                           |
| RWA1FR    | 1/4" Drive    | 1/2"                            |
| RWA2FR    | 3/8" Drive    | 5/8"                            |
| RWA3FR    | 1/2" Drive    | 3/4"                            |
| RWA4FR    | 1/4" Hex      | 1/2"                            |

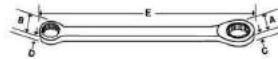
## FLANK DRIVE® HIGH PERFORMANCE RATCHETING BOX



XDLRM705K1



XDLRM705K2



### Ratcheting Box, 0° Offset Heads, mm

| mm | 12      | A    | B    | C    | D    | E     | Set Contains: |            |
|----|---------|------|------|------|------|-------|---------------|------------|
|    |         |      |      |      |      |       | XDLRM705K1    | XDLRM705K2 |
| 8  | XDLRM8  | 16.9 | 11.6 | 6.4  | 6.2  | 230.6 |               |            |
| 9  | XDLRM9  | 18.2 | 13   | 6.8  | 6.2  | 243.6 |               |            |
| 10 | XDLRM10 | 19.1 | 14.4 | 7.2  | 7.6  | 256.5 |               | •          |
| 11 | XDLRM11 | 21.1 | 15.6 | 7.6  | 8.5  | 269.5 | •             |            |
| 12 | XDLRM12 | 22.7 | 17.1 | 8.1  | 8.9  | 282.4 | •             |            |
| 13 | XDLRM13 | 24   | 18.7 | 8.2  | 8.9  | 295.4 |               | •          |
| 14 | XDLRM14 | 26.3 | 20.1 | 8.3  | 10.2 | 336.3 | •             |            |
| 15 | XDLRM15 | 27.8 | 21.5 | 8.3  | 10.9 | 349.3 |               | •          |
| 16 | XDLRM16 | 28.4 | 22.6 | 9.8  | 11.2 | 362.2 | •             |            |
| 17 | XDLRM17 | 30.5 | 23.7 | 9.9  | 11.3 | 375.2 |               | •          |
| 18 | XDLRM18 | 31.8 | 24.9 | 10.4 | 12.1 | 388.1 | •             |            |
| 19 | XDLRM19 | 32.4 | 26.3 | 10.9 | 12.1 | 401.1 |               | •          |

Sets include kit bag

### Ratcheting Box, 0° Offset Heads, inches

| Inches | 12     | A      | B      | C     | D     | E        | Set Contains: |   |
|--------|--------|--------|--------|-------|-------|----------|---------------|---|
|        |        |        |        |       |       |          | XDLR705       |   |
| 5/16   | XDLR10 | 21/32  | 29/64  | 1/4   | 1/4   | 9-1/16   |               |   |
| 3/8    | XDLR12 | 3/4    | 9/16   | 9/32  | 19/64 | 10-3/32  |               | • |
| 7/16   | XDLR14 | 27/32  | 39/64  | 5/16  | 11/32 | 10-39/64 |               | • |
| 1/2    | XDLR16 | 15/16  | 23/32  | 11/32 | 23/64 | 11-5/8   |               | • |
| 9/16   | XDLR18 | 1-1/32 | 13/16  | 11/32 | 13/32 | 13-1/4   |               | • |
| 5/8    | XDLR20 | 1-1/8  | 57/64  | 3/8   | 7/16  | 14-1/4   |               | • |
| 11/16  | XDLR22 | 1-7/32 | 15/16  | 13/32 | 7/16  | 14-49/64 |               | • |
| 3/4    | XDLR24 | 1-9/32 | 1-3/64 | 7/16  | 31/64 | 15-51/64 |               | • |

Set includes kit bag

## RATCHETING BOX

### Spline, inches

Snap-on® spline wrenching tools have been developed to service high tensile strength spline nuts and bolts widely used on both military and commercial aircraft. Precise, radial spline teeth engage the fastener teeth over a wider area to minimize stress, and allow application of high torque to reduce risk of damage to the fastener or to the tool.

Chrome tools comply with Military Spec. MS-33787 and MIL-W-8982. The unique spline wrenching configuration can also be used on ordinary 6- and 12-point fasteners with an advantage similar to the Snap-on® Flank Drive® wrenching system.



RES2630C

|         | 12          | Stock No. | A               | C   | E     | Number of Gear Teeth |
|---------|-------------|-----------|-----------------|-----|-------|----------------------|
| #8-#10  | 1/4-5/16    | RES810C   | 19/32-43/64     | 3/8 | 4-1/2 | 14-15                |
| #12-#14 | 3/8-7/16    | RES1214C  | 1-1/64-1-5/32   | 1/2 | 6-7/8 | 17-18                |
| #18-#20 | 9/16-5/8    | RES1820C  | 1-19/64-1-7/16  | 1/2 | 8-1/8 | 19-21                |
| #26-#30 | 13/16-15/16 | RES2630C  | 1-13/32-1-37/64 | 1/2 | 9-1/4 | 21-24                |



# RATCHETING BOX



RBM1213C



RB604C

## Standard Handle, 0° Offset, mm

| mm    | 6         | 12       | A         | C    | E     |
|-------|-----------|----------|-----------|------|-------|
| 7-8   | RBM78SC   | RBM78C   | 15.1-17.1 | 9.5  | 114.3 |
| 8-10  | -         | RBM810C  | 20.2-22.6 | 9.5  | 139.7 |
| 9-10  | -         | RBM910C  | 20.2-22.6 | 9.5  | 139.7 |
| 10-11 | RBM1011SC | RBM1011C | 25.8-29.4 | 12.7 | 174.6 |
| 10-12 | -         | RBM1012C | 25.8-29.4 | 12.7 | 174.6 |
| 12-13 | RBM1213SC | RBM1213C | 25.8-29.4 | 12.7 | 174.6 |
| 12-14 | -         | RBM1214C | 25.8-29.4 | 12.7 | 174.6 |
| 14-15 | -         | RBM1415C | 32.9-36.5 | 12.7 | 206.4 |
| 16-18 | -         | RBM1618C | 32.9-36.5 | 12.7 | 206.4 |
| 17-19 | -         | RBM1719C | 32.9-36.5 | 12.7 | 206.4 |

## Standard Handle, 0° Offset, inches

| II           | 6       | 12     | A               | C     | E        | 12 |
|--------------|---------|--------|-----------------|-------|----------|----|
| 1/4-5/16     | R810SC  | R810C  | 19/32-43/64     | 3/8   | 4-1/2    |    |
| 5/16-11/32   | -       | R1011C | 5/8-3/4         | 11/32 | 5-3/8    |    |
| 5/16-3/8     | -       | R1012C | 51/64-57/64     | 3/8   | 5-1/2    |    |
| 3/8-7/16     | R1214SC | R1214C | 51/64-57/64     | 3/8   | 5-1/2    | •  |
| 1/2-9/16     | R1618SC | R1618C | 1-1/64-1-5/32   | 1/2   | 6-7/8    | •  |
| 5/8-11/16    | -       | R2022C | 1-19/64-1-7/16  | 1/2   | 8-1/8    | •  |
| 5/8-3/4      | -       | R2024C | 1-19/64-1-7/16  | 1/2   | 8-1/8    |    |
| 3/4-13/16    | -       | R2426C | 1-13/32-1-37/64 | 1/2   | 9-1/4    |    |
| 3/4-7/8      | -       | R2428C | 1-13/32-1-37/64 | 1/2   | 9-1/4    | •  |
| 13/16-15/16  | -       | R2630C | 1-13/32-1-37/64 | 1/2   | 9-1/4    |    |
| 7/8-15/16    | -       | R2830C | 1-29/32-2-17/64 | 9/16  | 15       |    |
| 15/16-1      | -       | R3032C | 1-29/32-2-17/64 | 9/16  | 15       |    |
| 1-1/16-1-1/8 | -       | R3436A | 2-2             | 9/16  | 12-3/4   |    |
| 1-1/8-1-1/4  | R3640SA | -      | 2-3/32-2-3/32   | 9/16  | 12-13/16 |    |
| 1-3/16-1-1/4 | -       | R3840A | 2-2             | 9/16  | 12-3/4   |    |

Set Contains: RB604C

Set includes storage tray



RTBM605



RTB607

## T-Handle, mm

| mm | 12     | A    | B    | C     | D    | 12 | 12 |
|----|--------|------|------|-------|------|----|----|
| 8  | RTBM8  | 17.5 | 71.4 | 307.2 | 9.5  | •  |    |
| 10 | RTBM10 | 23.0 | 76.2 | 307.2 | 9.5  | •  |    |
| 12 | RTBM12 | 29.4 | 86.5 | 308.8 | 12.7 | •  |    |
| 13 | RTBM13 | 29.4 | 86.5 | 308.8 | 12.7 | •  |    |
| 14 | RTBM14 | 29.4 | 86.5 | 308.8 | 12.7 | •  |    |
| 15 | RTBM15 | 36.8 | 98.6 | 308.8 | 12.7 |    | •  |
| 16 | RTBM16 | 36.8 | 98.6 | 308.8 | 12.7 |    | •  |
| 17 | RTBM17 | 36.8 | 98.6 | 308.8 | 12.7 |    | •  |
| 18 | RTBM18 | 36.8 | 98.6 | 308.8 | 12.7 |    | •  |
| 19 | RTBM19 | 36.8 | 98.6 | 308.8 | 12.7 |    | •  |

Set Contains: RTBM605 RTBM505

Sets include storage tray

## T-Handle, inches

| II    | 12    | A      | B       | C       | D   | 12 |
|-------|-------|--------|---------|---------|-----|----|
| 1/4   | RTB8  | 11/16  | 2-13/16 | 12-3/32 | 3/8 | •  |
| 5/16  | RTB10 | 11/16  | 2-13/16 | 12-3/32 | 3/8 | •  |
| 11/32 | RTB11 | 29/32  | 3       | 12-3/32 | 3/8 | •  |
| 3/8   | RTB12 | 29/32  | 3       | 12-3/32 | 3/8 | •  |
| 7/16  | RTB14 | 29/32  | 3       | 12-3/32 | 3/8 | •  |
| 1/2   | RTB16 | 1-5/32 | 3-13/32 | 12-5/32 | 1/2 | •  |
| 9/16  | RTB18 | 1-5/32 | 3-13/32 | 12-5/32 | 1/2 | •  |

Set Contains: RTB607

Set includes storage tray



• Do not use "cheater bars" on handles  
• Read safety precautions on pages W1 to W4

# RATCHETING BOX Blue-Point®



**BXORM706**

Standard Handle, 25° Offset, Reversible, mm (Blue-Point®)

Set Contains:

| mm    | 12               | A         | C         | E     | 12 |
|-------|------------------|-----------|-----------|-------|----|
| 8-9   | <b>BXORM89</b>   | 18.0-19.3 | 6.4-7.6   | 184.2 | •  |
| 10-11 | <b>BXORM1011</b> | 21.8-22.1 | 8.1-8.6   | 203.2 | •  |
| 12-13 | <b>BXORM1213</b> | 23.6-24.6 | 8.9-10.2  | 222.3 | •  |
| 14-15 | <b>BXORM1415</b> | 27.2-28.7 | 10.2-10.9 | 241.3 | •  |
| 16-17 | <b>BXORM1617</b> | 31.0-32.0 | 10.9-11.9 | 260.4 | •  |
| 18-19 | <b>BXORM1819</b> | 34.5-36.8 | 12.2-13.2 | 279.4 | •  |

Set includes storage tray



**BXOR704**

Standard Handle, 25° Offset, Reversible, inches (Blue-Point®)

Set Contains:

| mm        | 12              | A             | C           | E     | 12 |
|-----------|-----------------|---------------|-------------|-------|----|
| 5/16-3/8  | <b>BXOR1012</b> | 23/32-7/8     | 1/4-5/16    | 7-1/2 | •  |
| 7/16-1/2  | <b>BXOR1416</b> | 7/8-31/32     | 11/32-11/32 | 8-3/4 | •  |
| 9/16-5/8  | <b>BXOR1820</b> | 1-1/16-1-7/32 | 13/32-7/16  | 9-3/4 | •  |
| 11/16-3/4 | <b>BXOR2224</b> | 1-9/32-1-7/16 | 15/32-1/2   | 11    | •  |

Set includes storage tray



**RBYAM605**

Standard Handle, 25° Offset, mm (Blue-Point®)

Set Contains:

| mm    | 12              | A         | C    | E     | 12 |
|-------|-----------------|-----------|------|-------|----|
| 7-8   | <b>RYAM78</b>   | 15.5-16.3 | 9.5  | 105.2 | •  |
| 9-10  | <b>RYAM910</b>  | 19.8-22.6 | 9.5  | 134.5 | •  |
| 11-12 | <b>RYAM1112</b> | 25.4-29   | 12.7 | 165.9 | •  |
| 13-14 | <b>RYAM1314</b> | 25.4-29   | 12.7 | 165.9 | •  |
| 15-17 | <b>RYAM1517</b> | 33-36.5   | 12.7 | 197.2 | •  |
| 16-18 | <b>RYAM1618</b> | 33-36.5   | 12.7 | 197.2 | •  |
| 19-21 | <b>RYAM1921</b> | 35.7-40.1 | 12.7 | 224.2 | •  |

Set includes storage tray



**RBYA605**

Standard Handle, 25° Offset, inches (Blue-Point®)

Set Contains:

| mm         | 12             | A             | C     | E       | 12 |
|------------|----------------|---------------|-------|---------|----|
| 1/4-5/16   | <b>RYA810</b>  | 9/16-5/8      | 11/32 | 4-9/32  | •  |
| 5/16-11/32 | <b>RYA1011</b> | 19/32-11/16   | 3/8   | 4-1/32  | •  |
| 3/8-7/16   | <b>RYA1214</b> | 3/4-7/8       | 11/32 | 6-5/32  | •  |
| 1/2-9/16   | <b>RYA1618</b> | 15/16-1       | 13/32 | 6-31/32 | •  |
| 9/16-3/4   | <b>RYA1824</b> | 1-9/32-1-7/16 | 1/2   | 8       | •  |
| 5/8-11/16  | <b>RYA2022</b> | 1-1/8-1-1/4   | 13/32 | 7-27/32 | •  |
| 3/4-7/8    | <b>RYA2428</b> | 1-3/8-1-1/2   | 7/16  | 8-5/8   | •  |

Set includes storage tray



**RBZM605**

Latch-on® Head, 0° Offset, mm (Blue-Point®)

- Latch-on® head keeps wrench on fastener
- Ring prevents nut/fastener head from sliding through wrench

Set Contains:

| mm    | 12              | A         | C    | E     | 12 |
|-------|-----------------|-----------|------|-------|----|
| 7-8   | <b>RBZM78</b>   | 15.1-17.1 | 9.5  | 114.3 | •  |
| 9-10  | <b>RBZM910</b>  | 20.4-22.6 | 9.5  | 140.3 | •  |
| 11-12 | <b>RBZM1112</b> | 25.8-29.4 | 12.7 | 174.6 | •  |
| 13-14 | <b>RBZM1314</b> | 25.8-29.4 | 12.7 | 174.6 | •  |
| 15-17 | <b>RBZM1517</b> | 32.9-36.5 | 12.7 | 206.4 | •  |
| 16-18 | <b>RBZM1618</b> | 32.9-36.5 | 12.7 | 206.4 | •  |
| 19-21 | <b>RBZM1921</b> | 35.7-40.1 | 12.7 | 234.9 | •  |

Set includes storage tray



**RBZ605**

Latch-on® Head, 0° Offset, inches (Blue-Point®)

- Latch-on® head keeps wrench on fastener
- Ring prevents nut/fastener head from sliding through wrench

Set Contains:

| mm        | 12             | A               | C   | E     | 12 |
|-----------|----------------|-----------------|-----|-------|----|
| 1/4-5/16  | <b>RBZ810</b>  | 19/32-11/16     | 3/8 | 4-1/2 | •  |
| 3/8-7/16  | <b>RBZ1214</b> | 13/16-29/32     | 3/8 | 5-1/2 | •  |
| 1/2-9/16  | <b>RBZ1618</b> | 1-1/32-1-5/32   | 1/2 | 6-7/8 | •  |
| 5/8-11/16 | <b>RBZ2022</b> | 1-5/16-1-7/16   | 1/2 | 8-1/8 | •  |
| 3/4-7/8   | <b>RBZ2428</b> | 1-13/32-1-19/32 | 1/2 | 9-1/4 | •  |

Set includes storage tray





# LOCKING FLEX-HEAD REVERSIBLE RATCHETING BOX Blue-Point®

WRENCHES



BOERMFLCG712

## Locking Flex Head Ratcheting Box/Cushion Grip, mm (Blue-Point®)

Set Contains: BOERMFLCG712

| mm | 12          | A    | B     | C  | D   | 12 |
|----|-------------|------|-------|----|-----|----|
| 8  | BOERMFLCG8  | 17.8 | 6.55  | 32 | 228 | •  |
| 9  | BOERMFLCG9  | 19.5 | 7.45  | 34 | 229 | •  |
| 10 | BOERMFLCG10 | 21.5 | 8.05  | 38 | 233 | •  |
| 11 | BOERMFLCG11 | 22   | 8.55  | 40 | 235 | •  |
| 12 | BOERMFLCG12 | 23.5 | 9.05  | 42 | 285 | •  |
| 13 | BOERMFLCG13 | 25   | 10.05 | 45 | 287 | •  |
| 14 | BOERMFLCG14 | 27   | 10.05 | 48 | 289 | •  |
| 15 | BOERMFLCG15 | 28.5 | 11.05 | 52 | 293 | •  |
| 16 | BOERMFLCG16 | 30.5 | 11.05 | 54 | 347 | •  |
| 17 | BOERMFLCG17 | 32   | 12.05 | 56 | 348 | •  |
| 18 | BOERMFLCG18 | 34.5 | 12.05 | 60 | 352 | •  |
| 19 | BOERMFLCG19 | 36.5 | 12.95 | 64 | 354 | •  |

ASME® B107.100

Set includes kit bag



BOERFLCG708

## Locking Flex Head Ratcheting Box/Cushion Grip, inches (Blue-Point®)

Set Contains: BOERFLCG708

| in    | 12         | A      | B     | C       | D        | 12 |
|-------|------------|--------|-------|---------|----------|----|
| 5/16  | BOERFLCG10 | 23/32  | 1/4   | 1-1/4   | 9        | •  |
| 3/8   | BOERFLCG12 | 27/32  | 5/16  | 1-1/2   | 9-1/4    | •  |
| 7/16  | BOERFLCG14 | 7/8    | 11/32 | 1-9/16  | 9-19/32  | •  |
| 1/2   | BOERFLCG16 | 31/32  | 13/32 | 1-25/32 | 11-9/32  | •  |
| 9/16  | BOERFLCG18 | 1-1/16 | 13/32 | 1-29/32 | 11-3/8   | •  |
| 5/8   | BOERFLCG20 | 1-7/32 | 7/16  | 2-1/8   | 13-21/32 | •  |
| 11/16 | BOERFLCG22 | 1-1/4  | 15/32 | 2-7/32  | 13-23/32 | •  |
| 3/4   | BOERFLCG24 | 1-7/16 | 1/2   | 2-17/32 | 13-15/16 | •  |

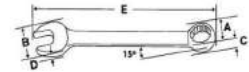
ASME® B107.100

Set includes kit bag

## FLANK DRIVE® PLUS COMBINATION

### Standard Handle, mm

Snap-on® Flank Drive® Plus combination wrenches exceed the limits of any other open end design. The open end features a series of flutes or notches that grip a fastener away from its corners much like our box ends do. Force is directed away from the weaker corners of the nut and directed to the stronger flats.



Set Contains: SOEXM710, SOEXM707, SOEXM705

| mm | 12      | A  | B  | C  | D  | E   | 12 | 12 | 12 |
|----|---------|----|----|----|----|-----|----|----|----|
| 7  | SOEXM7  | 11 | 15 | 5  | 4  | 135 |    |    |    |
| 8  | SOEXM8  | 13 | 17 | 6  | 4  | 146 |    |    |    |
| 9  | SOEXM9  | 14 | 19 | 6  | 5  | 159 |    |    |    |
| 10 | SOEXM10 | 15 | 21 | 7  | 5  | 171 | •  | •  |    |
| 11 | SOEXM11 | 17 | 23 | 8  | 6  | 184 | •  | •  |    |
| 12 | SOEXM12 | 18 | 25 | 8  | 6  | 195 | •  | •  |    |
| 13 | SOEXM13 | 20 | 27 | 9  | 6  | 207 | •  | •  |    |
| 14 | SOEXM14 | 21 | 29 | 9  | 7  | 219 | •  | •  |    |
| 15 | SOEXM15 | 22 | 31 | 10 | 7  | 231 | •  | •  |    |
| 16 | SOEXM16 | 24 | 33 | 10 | 7  | 242 | •  | •  |    |
| 17 | SOEXM17 | 25 | 35 | 11 | 8  | 255 | •  | •  |    |
| 18 | SOEXM18 | 27 | 37 | 12 | 8  | 267 | •  |    |    |
| 19 | SOEXM19 | 28 | 39 | 12 | 9  | 279 | •  |    |    |
| 20 | SOEXM20 | 30 | 41 | 13 | 9  | 292 |    |    | •  |
| 21 | SOEXM21 | 31 | 43 | 13 | 9  | 304 |    |    | •  |
| 22 | SOEXM22 | 33 | 46 | 14 | 10 | 318 |    |    | •  |
| 23 | SOEXM23 | 34 | 47 | 14 | 10 | 327 |    |    | •  |
| 24 | SOEXM24 | 35 | 49 | 15 | 11 | 337 |    |    | •  |
| 25 | SOEXM25 | 37 | 52 | 16 | 11 | 356 |    |    | •  |

ASME® B107.100

Sets include storage tray

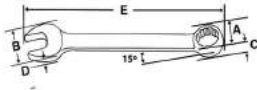


SOEXM710



• Do not use "cheater bars" on handles  
• Read safety precautions on pages W1 to W4

# FLANK DRIVE® PLUS COMBINATION



## Standard Handle, inches

Selection, convenience and quality. Flank Drive® Plus combination wrenches are available in many different styles and sizes. Just like all Snap-on® wrenches, they are sized for optimum comfort and balance in your hand. Tough, durable, nickel-chrome plating produces a mirror-like finish that helps protect against corrosion and makes it easy to wipe the wrenches clean.



SOEX710

| 12     | Set Contains: |         |         |       |       |          | SOEX710 | SOEX707 | SOEX703K1 | SOEX704 |
|--------|---------------|---------|---------|-------|-------|----------|---------|---------|-----------|---------|
|        | A             | B       | C       | D     | E     | 12       | 12      | 12      | 12        |         |
| 1/4    | SOEX8         | 13/32   | 17/32   | 3/16  | 5/32  | 5        |         |         |           |         |
| 5/16   | SOEX10        | 1/2     | 21/32   | 7/32  | 5/32  | 5-3/4    | •       |         |           |         |
| 11/32  | SOEX11        | 17/32   | 23/32   | 1/4   | 3/16  | 6-1/8    |         |         |           |         |
| 3/8    | SOEX12        | 19/32   | 25/32   | 1/4   | 3/16  | 6-1/2    | •       | •       |           |         |
| 7/16   | SOEX14        | 21/32   | 29/32   | 9/32  | 7/32  | 7-1/4    | •       | •       |           |         |
| 1/2    | SOEX16        | 3/4     | 1-1/16  | 11/32 | 1/4   | 8        | •       | •       |           |         |
| 9/16   | SOEX18        | 27/32   | 1-5/32  | 3/8   | 9/32  | 8-3/4    | •       | •       |           |         |
| 5/8    | SOEX20        | 15/16   | 1-5/16  | 13/32 | 9/32  | 9-1/2    | •       | •       |           |         |
| 11/16  | SOEX22        | 1-1/32  | 1-13/32 | 7/16  | 5/16  | 10-1/4   | •       | •       |           |         |
| 3/4    | SOEX24        | 1-1/8   | 1-9/16  | 15/32 | 11/32 | 11       | •       | •       |           |         |
| 13/16  | SOEX26        | 1-3/16  | 1-21/32 | 17/32 | 3/8   | 11-3/4   | •       |         |           |         |
| 7/8    | SOEX28        | 1-9/32  | 1-13/16 | 9/16  | 3/8   | 12-1/2   | •       |         |           |         |
| 15/16  | SOEX30        | 1-3/8   | 1-29/32 | 19/32 | 13/32 | 13-1/4   |         |         | •         |         |
| 1      | SOEX32        | 1-15/32 | 2-1/32  | 5/8   | 7/16  | 14       |         |         | •         |         |
| 1-1/16 | SOEX34        | 1-9/16  | 2-5/32  | 19/32 | 15/32 | 14-3/4   |         |         | •         |         |
| 1-1/8  | SOEX36        | 1-5/8   | 2-5/16  | 11/16 | 15/32 | 15-17/32 |         |         | •         |         |
| 1-3/16 | SOEX38        | 1-23/32 | 2-13/32 | 23/32 | 1/2   | 16-1/4   |         |         | •         |         |
| 1-1/4  | SOEX40        | 1-13/16 | 2-9/16  | 3/4   | 17/32 | 17       |         |         | •         |         |
| 1-5/16 | SOEX42        | 1-29/32 | 2-21/32 | 3/4   | 9/16  | 17-25/32 |         |         | •         |         |

ASME® B107.100

Sets include storage tray or bag



SOEXLM710B

## Long Handle, mm

| mm | Set Contains: |    |    |    |   |     | SOEXLM710B |
|----|---------------|----|----|----|---|-----|------------|
|    | A             | B  | C  | D  | E | 12  |            |
| 10 | SOEXLM10B     | 15 | 21 | 7  | 5 | 186 | •          |
| 11 | SOEXLM11B     | 17 | 23 | 8  | 6 | 204 | •          |
| 12 | SOEXLM12B     | 18 | 25 | 8  | 6 | 218 | •          |
| 13 | SOEXLM13B     | 20 | 27 | 9  | 6 | 234 | •          |
| 14 | SOEXLM14B     | 21 | 29 | 9  | 7 | 250 | •          |
| 15 | SOEXLM15B     | 22 | 31 | 10 | 7 | 266 | •          |
| 16 | SOEXLM16B     | 24 | 33 | 10 | 7 | 280 | •          |
| 17 | SOEXLM17B     | 25 | 35 | 11 | 8 | 298 | •          |
| 18 | SOEXLM18B     | 27 | 37 | 12 | 8 | 314 | •          |
| 19 | SOEXLM19B     | 28 | 39 | 12 | 9 | 331 | •          |

Set includes storage tray



SOEXL707B

## Long Handle, inches

| 12    | Set Contains: |         |         |       |       |    | SOEXL707B |
|-------|---------------|---------|---------|-------|-------|----|-----------|
|       | A             | B       | C       | D     | E     | 12 |           |
| 3/8   | SOEXL12B      | 19/32   | 25/32   | 1/4   | 3/16  | 7  | •         |
| 7/16  | SOEXL14B      | 21/32   | 29/32   | 9/32  | 7/32  | 8  | •         |
| 1/2   | SOEXL16B      | 3/4     | 1-1/16  | 11/32 | 1/4   | 9  | •         |
| 9/16  | SOEXL18B      | 27/32   | 1-5/32  | 3/8   | 9/32  | 10 | •         |
| 5/8   | SOEXL20B      | 15/16   | 1-5/16  | 13/32 | 9/32  | 11 | •         |
| 11/16 | SOEXL22B      | 1-1/32  | 1-13/32 | 7/16  | 5/16  | 12 | •         |
| 3/4   | SOEXL24B      | 1-1/8   | 1-9/16  | 15/32 | 11/32 | 13 | •         |
| 13/16 | SOEXL26B      | 1-3/16  | 1-21/32 | 17/32 | 3/8   | 14 |           |
| 7/8   | SOEXL28B      | 1-9/32  | 1-13/16 | 9/16  | 3/8   | 15 |           |
| 15/16 | SOEXL30B      | 1-3/8   | 1-29/32 | 19/32 | 13/32 | 16 |           |
| 1     | SOEXL32B      | 1-15/32 | 2-1/32  | 5/8   | 7/16  | 17 |           |

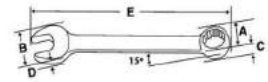
Set includes storage tray



## FLANK DRIVE® PLUS COMBINATION



SOEXM150



Short Handle, mm

| mm | 12       | A  | B  | C  | D | E   |
|----|----------|----|----|----|---|-----|
| 10 | SOEXM100 | 15 | 21 | 7  | 5 | 133 |
| 11 | SOEXM110 | 17 | 23 | 8  | 6 | 138 |
| 12 | SOEXM120 | 18 | 25 | 8  | 6 | 143 |
| 13 | SOEXM130 | 20 | 27 | 9  | 6 | 148 |
| 14 | SOEXM140 | 21 | 29 | 9  | 7 | 152 |
| 15 | SOEXM150 | 22 | 31 | 10 | 7 | 157 |
| 17 | SOEXM170 | 25 | 35 | 11 | 8 | 167 |

## FLANK DRIVE® COMBINATION




OSHM713



OSHM707B



OEXM713B



OEXM710B



OEXM707B



OEXM706

Standard Handle, mm

| mm | Set Contains: |          |    |    |    |    |     |   |   |    |    |    |    |    |    |    |   |
|----|---------------|----------|----|----|----|----|-----|---|---|----|----|----|----|----|----|----|---|
|    | 6             | 12       | A  | B  | C  | D  | E   | 6 | 6 | 12 | 12 | 12 | 12 | 12 | 12 | 12 |   |
| 7  | OSHM70B       | —        | 11 | 15 | 5  | 4  | 135 | • |   |    |    |    |    |    |    |    |   |
| 8  | OSHM80B       | OEXM80B  | 13 | 17 | 6  | 4  | 146 | • |   | •  | •  |    |    |    |    |    |   |
| 9  | OSHM90B       | OEXM90B  | 14 | 19 | 6  | 5  | 159 | • |   | •  | •  |    |    |    |    |    |   |
| 10 | OSHM100B      | OEXM100B | 15 | 21 | 7  | 5  | 171 | • | • | •  | •  | •  | •  | •  | •  | •  | • |
| 11 | OSHM110B      | OEXM110B | 17 | 23 | 8  | 6  | 184 | • | • | •  | •  | •  | •  | •  | •  | •  | • |
| 12 | OSHM120B      | OEXM120B | 18 | 25 | 8  | 6  | 195 | • | • | •  | •  | •  | •  | •  | •  | •  | • |
| 13 | OSHM130B      | OEXM130B | 20 | 27 | 9  | 6  | 207 | • | • | •  | •  | •  | •  | •  | •  | •  | • |
| 14 | OSHM140B      | OEXM140B | 21 | 29 | 9  | 7  | 219 | • | • | •  | •  | •  | •  | •  | •  | •  | • |
| 15 | OSHM150B      | OEXM150B | 22 | 31 | 10 | 7  | 231 | • | • | •  | •  | •  | •  | •  | •  | •  | • |
| 16 | OSHM160B      | OEXM160B | 24 | 33 | 10 | 7  | 242 | • | • | •  | •  | •  | •  | •  | •  | •  | • |
| 17 | OSHM170B      | OEXM170B | 25 | 35 | 11 | 8  | 255 | • | • | •  | •  | •  | •  | •  | •  | •  | • |
| 18 | OSHM180B      | OEXM180B | 27 | 37 | 12 | 8  | 267 | • | • | •  | •  | •  | •  | •  | •  | •  | • |
| 19 | OSHM190B      | OEXM190B | 28 | 39 | 12 | 9  | 279 | • | • | •  | •  | •  | •  | •  | •  | •  | • |
| 20 | —             | OEXM200B | 30 | 41 | 13 | 9  | 292 |   |   | •  | •  | •  |    |    |    |    | • |
| 21 | —             | OEXM210B | 31 | 43 | 13 | 9  | 304 |   |   | •  | •  | •  |    |    |    |    | • |
| 22 | —             | OEXM220B | 33 | 46 | 14 | 10 | 318 |   |   | •  | •  | •  |    |    |    |    | • |
| 23 | —             | OEXM230B | 34 | 47 | 14 | 10 | 327 |   |   | •  | •  | •  |    |    |    |    | • |
| 24 | —             | OEXM240B | 35 | 49 | 15 | 11 | 337 |   |   | •  | •  | •  |    |    |    |    | • |
| 25 | —             | OEXM250B | 37 | 52 | 16 | 11 | 356 |   |   | •  | •  | •  |    |    |    |    | • |
| 26 | —             | OEXM260B | 38 | 53 | 16 | 11 | 363 |   |   | •  | •  | •  |    |    |    |    | • |
| 27 | —             | OEXM270B | 39 | 55 | 17 | 12 | 375 |   |   | •  | •  | •  |    |    |    |    | • |
| 28 | —             | OEXM280B | 40 | 56 | 17 | 12 | 375 |   |   | •  | •  | •  |    |    |    |    | • |
| 29 | —             | OEXM290B | 42 | 58 | 18 | 12 | 394 |   |   | •  | •  | •  |    |    |    |    | • |
| 30 | —             | OEXM300B | 44 | 61 | 19 | 13 | 413 |   |   | •  | •  | •  |    |    |    |    | • |
| 32 | —             | OEXM320B | 46 | 65 | 19 | 14 | 432 |   |   | •  | •  | •  |    |    |    |    | • |
| 34 | —             | OEXM340B | 48 | 68 | 19 | 14 | 452 |   |   | •  | •  | •  |    |    |    |    | • |
| 36 | —             | OEXM360B | 53 | 74 | 22 | 15 | 489 |   |   | •  | •  | •  |    |    |    |    | • |

ASME®/ANSI® B107.100

\*Set includes storage tray \*\*Set includes storage bag



• Do not use "cheater bars" on handles  
• Read safety precautions on pages W1 to W4

# FLANK DRIVE® COMBINATION



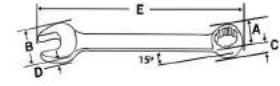
OSH711B



OEX704B



OEX707B



## Standard Handle, inches

| Standard Handle, inches | OSH711B* |        | OSH707B* |         | OEX724KB** |       | OEX714KB** |   | OEX710* |    | OEX711B* |    | OEX709B* |    | OEX707B* |    | OEX703K1** |    | OEX703K2** |    | OEX704B** |    |  |
|-------------------------|----------|--------|----------|---------|------------|-------|------------|---|---------|----|----------|----|----------|----|----------|----|------------|----|------------|----|-----------|----|--|
|                         | 6        | 12     | A        | B       | C          | D     | E          | 6 | 6       | 12 | 12       | 12 | 12       | 12 | 12       | 12 | 12         | 12 | 12         | 12 | 12        | 12 |  |
| 1/4                     | -        | OEX8B  | 13/32    | 17/32   | 3/16       | 5/32  | 5          |   |         |    |          |    |          |    |          |    |            |    |            |    |           |    |  |
| 5/16                    | OSH10B   | OEX10B | 1/2      | 21/32   | 7/32       | 5/32  | 5-3/4      |   |         |    |          |    |          |    |          |    |            |    |            |    |           |    |  |
| 11/32                   | OSH11B   | OEX11B | 17/32    | 3/4     | 1/4        | 3/16  | 6-1/8      |   |         |    |          |    |          |    |          |    |            |    |            |    |           |    |  |
| 3/8                     | OSH12B   | OEX12B | 19/32    | 25/32   | 5/16       | 3/16  | 6-1/2      |   |         |    |          |    |          |    |          |    |            |    |            |    |           |    |  |
| 7/16                    | OSH14B   | OEX14B | 21/32    | 29/32   | 5/16       | 7/32  | 7-1/4      |   |         |    |          |    |          |    |          |    |            |    |            |    |           |    |  |
| 1/2                     | OSH16B   | OEX16B | 3/4      | 1-1/16  | 11/32      | 1/4   | 8          |   |         |    |          |    |          |    |          |    |            |    |            |    |           |    |  |
| 9/16                    | OSH18B   | OEX18B | 27/32    | 1-3/16  | 3/8        | 9/32  | 8-3/4      |   |         |    |          |    |          |    |          |    |            |    |            |    |           |    |  |
| 5/8                     | OSH20B   | OEX20B | 15/16    | 1-5/16  | 13/32      | 9/32  | 9-1/2      |   |         |    |          |    |          |    |          |    |            |    |            |    |           |    |  |
| 11/16                   | OSH22B   | OEX22B | 1-1/32   | 1-13/32 | 7/16       | 5/16  | 10-1/4     |   |         |    |          |    |          |    |          |    |            |    |            |    |           |    |  |
| 3/4                     | OSH24B   | OEX24B | 1-1/8    | 1-9/16  | 15/32      | 11/32 | 11         |   |         |    |          |    |          |    |          |    |            |    |            |    |           |    |  |
| 13/16                   | OSH26B   | OEX26B | 1-3/16   | 1-21/32 | 17/32      | 3/8   | 11-3/4     |   |         |    |          |    |          |    |          |    |            |    |            |    |           |    |  |
| 7/8                     | OSH28B   | OEX28B | 1-9/32   | 1-13/16 | 9/16       | 3/8   | 12-1/2     |   |         |    |          |    |          |    |          |    |            |    |            |    |           |    |  |
| 15/16                   | OSH30B   | OEX30B | 1-3/8    | 1-29/32 | 19/32      | 13/32 | 13-1/4     |   |         |    |          |    |          |    |          |    |            |    |            |    |           |    |  |
| 1                       | OSH32B   | OEX32B | 1-15/32  | 2-1/32  | 21/32      | 7/16  | 14         |   |         |    |          |    |          |    |          |    |            |    |            |    |           |    |  |
| 1-1/16                  | -        | OEX34B | 1-9/16   | 2-3/16  | 11/16      | 15/32 | 14-3/4     |   |         |    |          |    |          |    |          |    |            |    |            |    |           |    |  |
| 1-1/8                   | -        | OEX36B | 1-5/8    | 2-5/16  | 11/16      | 17/32 | 15-7/16    |   |         |    |          |    |          |    |          |    |            |    |            |    |           |    |  |
| 1-3/16                  | -        | OEX38B | 1-3/4    | 2-7/16  | 3/4        | 1/2   | 16-5/16    |   |         |    |          |    |          |    |          |    |            |    |            |    |           |    |  |
| 1-1/4                   | -        | OEX40B | 1-13/16  | 2-9/16  | 3/4        | 17/32 | 17-11/16   |   |         |    |          |    |          |    |          |    |            |    |            |    |           |    |  |
| 1-5/16                  | -        | OEX42B | 1-29/32  | 2-21/32 | 3/4        | 9/16  | 17-13/16   |   |         |    |          |    |          |    |          |    |            |    |            |    |           |    |  |
| 1-3/8                   | -        | OEX44B | 2        | 2-13/16 | 3/4        | 19/32 | 18-9/16    |   |         |    |          |    |          |    |          |    |            |    |            |    |           |    |  |
| 1-7/16                  | -        | OEX46B | 2-1/16   | 2-29/32 | 7/8        | 19/32 | 19-1/32    |   |         |    |          |    |          |    |          |    |            |    |            |    |           |    |  |
| 1-1/2                   | -        | OEX48B | 2-5/32   | 3-1/16  | 7/8        | 5/8   | 20-1/16    |   |         |    |          |    |          |    |          |    |            |    |            |    |           |    |  |
| 1-9/16                  | -        | OEX50B | 2-1/4    | 3-3/16  | 7/8        | 23/32 | 20-13/16   |   |         |    |          |    |          |    |          |    |            |    |            |    |           |    |  |
| 1-5/8                   | -        | OEX52B | 2-11/32  | 3-11/32 | 7/8        | 11/16 | 21-9/16    |   |         |    |          |    |          |    |          |    |            |    |            |    |           |    |  |
| 1-11/16                 | -        | OEX54A | 2-7/16   | 3-13/32 | 7/8        | 23/32 | 22-9/32    |   |         |    |          |    |          |    |          |    |            |    |            |    |           |    |  |
| 1-3/4                   | -        | OEX56A | 2-17/32  | 3-9/16  | 1-1/32     | 23/32 | 22-7/8     |   |         |    |          |    |          |    |          |    |            |    |            |    |           |    |  |
| 1-13/16                 | -        | OEX58A | 2-5/8    | 3-21/32 | 1-1/32     | 3/4   | 23-15/32   |   |         |    |          |    |          |    |          |    |            |    |            |    |           |    |  |
| 1-7/8                   | -        | OEX60A | 2-11/32  | 3-13/16 | 1-1/32     | 25/32 | 24-1/32    |   |         |    |          |    |          |    |          |    |            |    |            |    |           |    |  |
| 2                       | -        | OEX64A | 2-7/8    | 4-1/16  | 1-1/32     | 27/32 | 25-1/4     |   |         |    |          |    |          |    |          |    |            |    |            |    |           |    |  |

ASME® B107.100  
OEX32B – OEX52B are full polish chrome. OEX54A – OEX64A are satin finish chrome.

\*Set includes storage tray  
\*\*Set includes storage bag



# FLANK DRIVE® COMBINATION

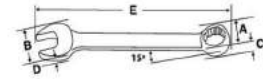
WRENCHES

## Standard Handle, mm, industrial

Set Contains:

| mm | 12        | A  | B  | C  | D  | E   | 12 |
|----|-----------|----|----|----|----|-----|----|
| 10 | GOEXM100B | 15 | 21 | 7  | 5  | 171 | •  |
| 11 | GOEXM110B | 17 | 23 | 8  | 6  | 184 | •  |
| 12 | GOEXM120B | 18 | 25 | 8  | 6  | 195 | •  |
| 13 | GOEXM130B | 20 | 27 | 9  | 6  | 207 | •  |
| 14 | GOEXM140B | 21 | 29 | 9  | 7  | 219 | •  |
| 15 | GOEXM150B | 22 | 31 | 10 | 7  | 231 | •  |
| 16 | GOEXM160B | 24 | 33 | 10 | 7  | 242 | •  |
| 17 | GOEXM170B | 25 | 35 | 11 | 8  | 255 | •  |
| 18 | GOEXM180B | 27 | 37 | 12 | 8  | 267 | •  |
| 19 | GOEXM190B | 28 | 39 | 12 | 9  | 279 | •  |
| 20 | GOEXM200B | 30 | 41 | 13 | 9  | 292 | •  |
| 21 | GOEXM210B | 31 | 43 | 13 | 10 | 304 | •  |
| 22 | GOEXM220B | 33 | 46 | 14 | 10 | 318 | •  |
| 23 | GOEXM230B | 34 | 47 | 14 | 10 | 327 | •  |
| 24 | GOEXM240B | 35 | 49 | 15 | 11 | 337 | •  |
| 27 | GOEXM270B | 39 | 55 | 17 | 12 | 375 | •  |

ASME®/ANSI® B107.100



GOEXM150B



GOEXM715



GOEX722K



GOEX711B



GOEX56A



GOEX1100A

## Standard Handle, inches, industrial

Set Contains:

| 11     | 12      | A       | B       | C     | D     | E        | 12 | 12 | 12 | 12 |
|--------|---------|---------|---------|-------|-------|----------|----|----|----|----|
| 5/16   | GOEX10B | 1/2     | 21/32   | 7/32  | 5/32  | 5-3/4    | •  |    |    |    |
| 3/8    | GOEX12B | 19/32   | 13/16   | 5/16  | 3/16  | 6-1/2    | •  | •  | •  | •  |
| 7/16   | GOEX14B | 21/32   | 29/32   | 5/16  | 7/32  | 7-1/4    | •  | •  | •  | •  |
| 1/2    | GOEX16B | 3/4     | 1-1/16  | 11/32 | 1/4   | 8        | •  | •  | •  | •  |
| 9/16   | GOEX18B | 27/32   | 1-3/16  | 3/8   | 9/32  | 8-3/4    | •  | •  | •  | •  |
| 5/8    | GOEX20B | 15/16   | 1-5/16  | 13/32 | 9/32  | 9-1/2    | •  | •  | •  | •  |
| 11/16  | GOEX22B | 1-1/32  | 1-13/32 | 7/16  | 5/16  | 10-1/4   | •  | •  | •  | •  |
| 3/4    | GOEX24B | 1-1/8   | 1-9/16  | 15/32 | 11/32 | 11       | •  | •  | •  | •  |
| 13/16  | GOEX26B | 1-3/16  | 1-21/32 | 17/32 | 3/8   | 11-3/4   | •  | •  | •  |    |
| 7/8    | GOEX28B | 1-9/32  | 1-13/16 | 9/16  | 3/8   | 12-1/2   | •  | •  | •  |    |
| 15/16  | GOEX30B | 1-3/8   | 1-29/32 | 19/32 | 13/32 | 13-1/4   | •  | •  | •  |    |
| 1      | GOEX32B | 1-15/32 | 2-1/32  | 21/32 | 7/16  | 14       | •  | •  | •  |    |
| 1-1/16 | GOEX34B | 1-9/16  | 2-3/16  | 11/16 | 15/32 | 14-3/4   | •  | •  |    |    |
| 1-1/8  | GOEX36B | 1-5/8   | 2-5/16  | 11/16 | 17/32 | 15-7/16  | •  | •  |    |    |
| 1-3/16 | GOEX38B | 1-3/4   | 2-7/16  | 3/4   | 1/2   | 16-5/16  | •  |    |    |    |
| 1-1/4  | GOEX40B | 1-13/16 | 2-9/16  | 3/4   | 17/32 | 17-1/16  | •  | •  |    |    |
| 1-5/16 | GOEX42B | 1-29/32 | 2-21/32 | 3/4   | 9/16  | 17-13/16 | •  |    |    |    |
| 1-3/8  | GOEX44B | 2       | 2-13/16 | 3/4   | 19/32 | 18-9/16  | •  |    |    |    |
| 1-7/16 | GOEX46B | 2-1/16  | 2-29/32 | 7/8   | 19/32 | 19-1/32  | •  |    |    |    |
| 1-1/2  | GOEX48B | 2-5/32  | 3-1/16  | 7/8   | 5/8   | 20-1/16  | •  |    |    |    |
| 1-9/16 | GOEX50B | 2-1/4   | 3-3/16  | 7/8   | 23/32 | 20-13/16 | •  |    |    |    |
| 1-5/8  | GOEX52B | 2-11/32 | 3-11/32 | 7/8   | 11/16 | 21-9/16  | •  |    |    |    |

ASME® B107.100

\*Set includes storage tray \*\*Set includes storage bag

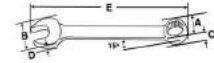
## Standard Handle, inches, industrial

| 11      | 12        | A       | B       | C      | D      | E        |
|---------|-----------|---------|---------|--------|--------|----------|
| 1-3/4   | GOEX56A   | 2-17/32 | 3-9/16  | 1-1/32 | 23/32  | 22-7/8   |
| 1-13/16 | GOEX58A   | 2-5/8   | 3-21/32 | 1-1/32 | 3/4    | 23-15/32 |
| 1-7/8   | GOEX60A   | 2-11/32 | 3-13/16 | 1-1/32 | 25/32  | 24-1/32  |
| 2       | GOEX64A   | 2-7/8   | 4-1/16  | 1-1/32 | 27/32  | 25-1/4   |
| 2-1/16  | GOEX66A   | 2-31/32 | 4-5/32  | 1-1/8  | 27/32  | 25-25/32 |
| 2-1/8   | GOEX68A   | 3-1/16  | 4-5/16  | 1-5/32 | 7/8    | 26-3/8   |
| 2-3/16  | GOEX70A   | 3-1/8   | 4-13/32 | 1-1/8  | 7/8    | 26-31/32 |
| 2-1/4   | GOEX72A   | 3-7/32  | 4-9/16  | 1-1/8  | 15/16  | 27-9/16  |
| 2-3/8   | GOEX76A   | 3-13/32 | 4-13/16 | 1-9/32 | 31/32  | 28-3/4   |
| 2-1/2   | GOEX80A   | 3-19/32 | 5-1/16  | 1-9/32 | 1      | 29-29/32 |
| 2-5/8   | GOEX84A   | 4-7/8   | 6-5/8   | 1-5/8  | 1-3/16 | 32       |
| 2-3/4   | GOEX88A   | 4-7/8   | 6-5/8   | 1-5/8  | 1-3/16 | 32       |
| 2-7/8   | GOEX92A   | 4-7/8   | 6-5/8   | 1-5/8  | 1-3/16 | 32       |
| 2-15/16 | GOEX94A   | 4-7/8   | 6-5/8   | 1-5/8  | 1-3/16 | 32       |
| 3       | GOEX96A   | 4-7/8   | 6-5/8   | 1-5/8  | 1-3/16 | 32       |
| 3-1/8   | GOEX1100A | 4-7/8   | 6-5/8   | 1-5/8  | 1-3/16 | 32       |
| 3-3/8   | GOEX1108A | 4-7/8   | 6-5/8   | 1-5/8  | 1-3/16 | 32       |
| 3-1/2   | GOEX1112A | 4-7/8   | 6-5/8   | 1-5/8  | 1-3/16 | 32       |



• Do not use "cheater bars" on handles  
• Read safety precautions on pages W1 to W4

# FLANK DRIVE® COMBINATION



OEXLM710B

## Long Handle, mm

Set Contains:

| mm | 12       | A  | B  | C  | D | E   | 12 |
|----|----------|----|----|----|---|-----|----|
| 10 | OEXLM10B | 15 | 21 | 7  | 5 | 186 | •  |
| 11 | OEXLM11B | 17 | 23 | 8  | 6 | 203 | •  |
| 12 | OEXLM12B | 18 | 25 | 8  | 6 | 218 | •  |
| 13 | OEXLM13B | 20 | 27 | 9  | 6 | 234 | •  |
| 14 | OEXLM14B | 21 | 29 | 9  | 7 | 250 | •  |
| 15 | OEXLM15B | 22 | 31 | 10 | 7 | 266 | •  |
| 16 | OEXLM16B | 24 | 33 | 10 | 7 | 282 | •  |
| 17 | OEXLM17B | 25 | 35 | 11 | 8 | 298 | •  |
| 18 | OEXLM18B | 27 | 37 | 12 | 8 | 314 | •  |
| 19 | OEXLM19B | 28 | 39 | 12 | 9 | 330 | •  |

ASME® B107.100

Set includes storage tray



OEXL707B

## Long Handle, inches

Set Contains:

| in    | 12      | A       | B       | C     | D     | E  | 12 |
|-------|---------|---------|---------|-------|-------|----|----|
| 3/8   | OEXL12B | 19/32   | 25/32   | 1/4   | 3/16  | 7  | •  |
| 7/16  | OEXL14B | 21/32   | 29/32   | 5/16  | 7/32  | 8  | •  |
| 1/2   | OEXL16B | 3/4     | 1-1/16  | 11/32 | 1/4   | 9  | •  |
| 9/16  | OEXL18B | 27/32   | 1-5/32  | 3/8   | 9/32  | 10 | •  |
| 5/8   | OEXL20B | 15/16   | 1-5/16  | 13/32 | 9/32  | 11 | •  |
| 11/16 | OEXL22B | 1-1/32  | 1-13/32 | 7/16  | 5/16  | 12 | •  |
| 3/4   | OEXL24B | 1-1/8   | 1-9/16  | 15/32 | 11/32 | 13 | •  |
| 13/16 | OEXL26B | 1-3/16  | 1-21/32 | 17/32 | 3/8   | 14 | •  |
| 7/8   | OEXL28B | 1-9/32  | 1-13/16 | 9/16  | 3/8   | 15 | •  |
| 15/16 | OEXL30B | 1-3/8   | 1-29/32 | 19/32 | 13/32 | 16 | •  |
| 1     | OEXL32B | 1-15/32 | 2-1/32  | 5/8   | 7/16  | 17 | •  |

ASME® B107.100

Set includes storage tray

## Short Handle, mm

Set Contains:



GOEXM17B

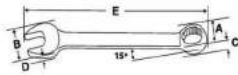


OEXSM710B

| mm | 12      | 12       | A  | B  | C  | D  | E   | 12 | 12 | 12 |
|----|---------|----------|----|----|----|----|-----|----|----|----|
| 6  | OEXM6B  | GOEXM6B  | 10 | 13 | 5  | 4  | 113 | •  | •  |    |
| 7  | OEXM7B  | GOEXM7B  | 11 | 15 | 5  | 4  | 118 | •  | •  |    |
| 8  | OEXM8B  | GOEXM8B  | 13 | 17 | 6  | 4  | 123 | •  | •  |    |
| 9  | OEXM9B  | GOEXM9B  | 14 | 19 | 6  | 5  | 128 | •  | •  |    |
| 10 | OEXM10B | GOEXM10B | 15 | 21 | 7  | 5  | 133 | •  | •  | •  |
| 11 | OEXM11B | GOEXM11B | 17 | 23 | 8  | 6  | 138 | •  | •  | •  |
| 12 | OEXM12B | GOEXM12B | 18 | 25 | 8  | 6  | 142 | •  | •  | •  |
| 13 | OEXM13B | GOEXM13B | 20 | 27 | 9  | 6  | 148 | •  | •  | •  |
| 14 | OEXM14B | GOEXM14B | 21 | 29 | 9  | 7  | 152 | •  | •  | •  |
| 15 | OEXM15B | GOEXM15B | 22 | 31 | 10 | 7  | 157 | •  | •  | •  |
| 16 | OEXM16B | GOEXM16B | 24 | 33 | 10 | 7  | 162 | •  | •  | •  |
| 17 | OEXM17B | GOEXM17B | 25 | 35 | 11 | 8  | 167 | •  | •  | •  |
| 18 | OEXM18B | GOEXM18B | 27 | 37 | 12 | 8  | 172 | •  | •  | •  |
| 19 | OEXM19B | GOEXM19B | 28 | 39 | 12 | 9  | 177 | •  | •  | •  |
| 20 | OEXM20B | —        | 30 | 41 | 13 | 9  | 182 | •  |    |    |
| 21 | OEXM21B | —        | 31 | 43 | 13 | 9  | 186 | •  |    |    |
| 22 | OEXM22B | —        | 33 | 46 | 14 | 10 | 192 | •  |    |    |
| 23 | OEXM23B | —        | 34 | 47 | 14 | 10 | 197 | •  |    |    |
| 24 | OEXM24B | —        | 35 | 49 | 15 | 11 | 201 | •  |    |    |

ASME® B107.100

\*Set includes storage tray \*\*Set includes storage bag



**Short Handle, inches**

| 11     | 12      |          | A       | B       | C     | D     | E       | Set Contains: |    |    |
|--------|---------|----------|---------|---------|-------|-------|---------|---------------|----|----|
|        | 12      | 12       |         |         |       |       |         | 12            | 12 | 12 |
| 1/4    | OEX080B | GOEX080B | 13/32   | 17/32   | 3/16  | 5/32  | 4-17/32 | •             | •  |    |
| 9/32   | OEX090B | —        | 7/16    | 19/32   | 7/32  | 5/32  | 4-21/32 | •             | •  |    |
| 5/16   | OEX100B | GOEX100B | 1/2     | 21/32   | 7/32  | 5/32  | 4-27/32 | •             | •  | •  |
| 11/32  | OEX110B | GOEX110B | 17/32   | 23/32   | 1/4   | 3/16  | 5       | •             | •  | •  |
| 3/8    | OEX120B | GOEX120B | 19/32   | 25/32   | 1/4   | 3/16  | 5-1/8   | •             | •  | •  |
| 7/16   | OEX140B | GOEX140B | 21/32   | 29/32   | 5/16  | 7/32  | 5-7/16  | •             | •  | •  |
| 1/2    | OEX160B | GOEX160B | 3/4     | 1-1/16  | 11/32 | 1/4   | 5-3/4   | •             | •  | •  |
| 9/16   | OEX180B | GOEX180B | 27/32   | 1-5/32  | 3/8   | 9/32  | 6-1/16  | •             | •  | •  |
| 5/8    | OEX200B | GOEX200B | 15/16   | 1-5/16  | 13/32 | 9/32  | 6-11/32 | •             | •  | •  |
| 11/16  | OEX220B | GOEX220B | 1-1/32  | 1-13/32 | 7/16  | 5/16  | 6-21/32 | •             | •  | •  |
| 3/4    | OEX240B | GOEX240B | 1-1/8   | 1-9/16  | 15/32 | 11/32 | 6-31/32 | •             | •  | •  |
| 13/16  | OEX260B | GOEX260B | 1-3/16  | 1-21/32 | 17/32 | 3/8   | 7-9/32  | •             | •  |    |
| 7/8    | OEX280B | GOEX280B | 1-9/32  | 1-13/16 | 9/16  | 3/8   | 7-9/16  | •             | •  |    |
| 15/16  | OEX300B | GOEX300B | 1-3/8   | 1-29/32 | 19/32 | 13/32 | 7-7/8   | •             | •  |    |
| 1      | OEX320B | GOEX320B | 1-15/32 | 2-1/32  | 5/8   | 7/16  | 8-3/16  | •             | •  |    |
| 1-1/16 | OEX340B | —        | 1-9/16  | 2-5/32  | 21/32 | 15/32 | 8-17/32 | •             |    |    |
| 1-1/8  | OEX360B | —        | 1-5/8   | 2-5/16  | 11/16 | 1/2   | 8-27/32 | •             |    |    |
| 1-3/16 | OEX380B | —        | 1-23/32 | 2-13/32 | 23/32 | 1/2   | 9-1/8   | •             |    |    |
| 1-1/4  | OEX400B | —        | 1-13/16 | 2-9/16  | 3/4   | 17/32 | 9-7/16  | •             |    |    |
| 1-5/16 | OEX420B | —        | 1-29/32 | 2-21/32 | 3/4   | 9/16  | 9-3/4   | •             |    |    |
| 1-3/8  | OEX440B | —        | 2       | 2-13/16 | 3/4   | 19/32 | 10-1/16 | •             |    |    |

ASME® B107.100

\*Set includes storage tray \*\*Set includes storage bag



GOEX200B



OEXS715K



OEXS709B

**Midget, mm**

| mm  | 6        |         | A  | B  | C  | D | E   | Style    | Set Contains: |    |
|-----|----------|---------|----|----|----|---|-----|----------|---------------|----|
|     | 6        | 12      |    |    |    |   |     |          | 6             | 12 |
| 4   | OXIM4SB  | —       | 7  | 10 | 4  | 3 | 72  | 6-point  | •             |    |
| 5   | OXIM5SB  | —       | 8  | 12 | 4  | 3 | 76  | 6-point  | •             |    |
| 5.5 | OXIM55SB | —       | 9  | 13 | 4  | 4 | 79  | 6-point  | •             |    |
| 6   | OXIM6SB  | OXIM6B  | 10 | 13 | 5  | 4 | 81  | 12-point | •             |    |
| 7   | OXIM7SB  | OXIM7B  | 11 | 15 | 5  | 4 | 85  | 12-point | •             |    |
| 8   | OXIM8SB  | OXIM8B  | 13 | 17 | 6  | 4 | 89  | 6-point  | •             |    |
| 9   | OXIM9SB  | OXIM9B  | 14 | 19 | 6  | 5 | 93  | 12-point | •             |    |
| 10  | —        | OXIM10B | 15 | 21 | 7  | 5 | 98  | 12-point |               | •  |
| 11  | —        | OXIM11B | 17 | 23 | 8  | 6 | 102 | 12-point |               | •  |
| 12  | —        | OXIM12B | 18 | 25 | 8  | 6 | 106 | 12-point |               | •  |
| 13  | —        | OXIM13B | 20 | 27 | 9  | 6 | 110 | 12-point |               | •  |
| 14  | —        | OXIM14B | 21 | 29 | 9  | 7 | 115 | 12-point |               | •  |
| 15  | —        | OXIM15B | 22 | 31 | 10 | 7 | 119 | 12-point |               | •  |
| 16  | —        | OXIM16B | 24 | 33 | 10 | 7 | 122 | 12-point |               | •  |
| 17  | —        | OXIM17B | 25 | 35 | 11 | 8 | 127 | 12-point |               | •  |
| 18  | —        | OXIM18B | 27 | 37 | 12 | 8 | 131 | 12-point |               | •  |
| 19  | —        | OXIM19B | 28 | 39 | 12 | 9 | 136 | 12-point |               | •  |

ASME® B107.100

\*Set includes storage tray \*\*Set includes storage bag



OXIM707SBK



• Do not use "cheater bars" on handles  
• Read safety precautions on pages W1 to W4

# FLANK DRIVE® COMBINATION

WRENCHES



OXI709SBK

## Midget, inches

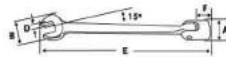
| II    | Set Contains: |        |        |         |       |       |         | OXI709SBK* |    |    | OXI707BK* |    |    | OXI706B** |    |    |  |
|-------|---------------|--------|--------|---------|-------|-------|---------|------------|----|----|-----------|----|----|-----------|----|----|--|
|       | 6             | 12     | A      | B       | C     | D     | E       | 6          | 12 | 12 | 6         | 12 | 12 | 6         | 12 | 12 |  |
| 1/8   | OXI4SB        | —      | 7/32   | 11/32   | 1/8   | 1/8   | 2-11/16 | •          |    |    |           |    |    |           |    |    |  |
| 5/32  | OXI5SB        | —      | 9/32   | 13/32   | 5/32  | 1/8   | 2-27/32 | •          |    |    |           |    |    |           |    |    |  |
| 3/16  | OXI6SB        | OXI6B  | 5/16   | 7/16    | 5/32  | 1/8   | 2-31/32 | •          | •  |    |           |    |    |           |    |    |  |
| 7/32  | OXI7SB        | OXI7B  | 3/8    | 1/2     | 3/16  | 1/8   | 3-3/32  | •          | •  |    |           |    |    |           |    |    |  |
| 1/4   | OXI8SB        | OXI8B  | 13/32  | 17/32   | 3/16  | 5/32  | 3-7/32  | •          | •  |    |           |    |    |           |    |    |  |
| 9/32  | OXI9SB        | OXI9B  | 7/16   | 19/32   | 7/32  | 5/32  | 3-11/32 | •          | •  |    |           |    |    |           |    |    |  |
| 5/16  | OXI10SB       | OXI10B | 1/2    | 21/32   | 7/32  | 5/32  | 3-1/2   | •          | •  |    |           |    |    |           |    |    |  |
| 11/32 | OXI11SB       | OXI11B | 17/32  | 23/32   | 1/4   | 3/16  | 3-5/8   | •          | •  |    |           |    |    |           |    |    |  |
| 3/8   | OXI12SB       | OXI12B | 19/32  | 25/32   | 1/4   | 3/16  | 3-3/4   | •          | •  |    |           |    |    |           |    |    |  |
| 7/16  | —             | OXI14B | 21/32  | 29/32   | 5/16  | 7/32  | 4-1/32  |            |    |    |           |    |    |           |    | •  |  |
| 1/2   | —             | OXI16B | 3/4    | 1-1/16  | 11/32 | 1/4   | 4-9/32  |            |    |    |           |    |    |           |    | •  |  |
| 9/16  | —             | OXI18B | 27/32  | 1-5/32  | 3/8   | 9/32  | 4-17/32 |            |    |    |           |    |    |           |    | •  |  |
| 5/8   | —             | OXI20B | 15/16  | 1-5/16  | 13/32 | 9/32  | 4-13/16 |            |    |    |           |    |    |           |    | •  |  |
| 11/16 | —             | OXI22B | 1-1/32 | 1-13/32 | 7/16  | 5/16  | 5-1/16  |            |    |    |           |    |    |           |    | •  |  |
| 3/4   | —             | OXI24B | 1-1/8  | 1-9/16  | 15/32 | 11/32 | 5-11/32 |            |    |    |           |    |    |           |    | •  |  |

ASME® B107.100

\* Set includes storage bag \*\*Set includes storage tray



FHOM606B



FH0607B

## Flex Combination, mm

| mm | Set Contains: |    |    |   |     |    |   | 12 |
|----|---------------|----|----|---|-----|----|---|----|
|    | 12            | A  | B  | D | E   | F  |   |    |
| 8  | FHOM8B        | 12 | 17 | 5 | 146 | 6  |   |    |
| 9  | FHOM9B        | 13 | 18 | 5 | 156 | 6  |   |    |
| 10 | FHOM10B       | 14 | 20 | 5 | 166 | 6  | • |    |
| 11 | FHOM11B       | 16 | 23 | 6 | 181 | 7  |   |    |
| 12 | FHOM12B       | 17 | 30 | 6 | 198 | 9  | • |    |
| 13 | FHOM13B       | 19 | 27 | 7 | 205 | 9  | • |    |
| 14 | FHOM14B       | 20 | 30 | 7 | 213 | 9  | • |    |
| 15 | FHOM15B       | 21 | 31 | 7 | 224 | 10 | • |    |
| 16 | FHOM16B       | 23 | 33 | 7 | 229 | 10 |   |    |
| 17 | FHOM17B       | 24 | 37 | 8 | 246 | 10 | • |    |
| 18 | FHOM18B       | 24 | 38 | 8 | 254 | 11 |   |    |
| 19 | FHOM19B       | 26 | 40 | 8 | 261 | 12 |   |    |

ASME® B107.100

Set includes storage tray

## Flex Combination, inches

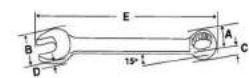
| II    | Set Contains: |        |         |      |          |       |   | 12 |
|-------|---------------|--------|---------|------|----------|-------|---|----|
|       | 12            | A      | B       | D    | E        | F     |   |    |
| 1/4   | FH08B         | 3/8    | 17/32   | 1/8  | 4-15/16  | 7/32  |   |    |
| 5/16  | FH010B        | 15/32  | 21/32   | 3/16 | 5-31/32  | 1/4   |   |    |
| 3/8   | FH012B        | 9/16   | 17/32   | 7/32 | 6-1/2    | 1/4   | • |    |
| 7/16  | FH014B        | 5/8    | 29/32   | 7/32 | 7-1/8    | 9/32  | • |    |
| 1/2   | FH016B        | 23/32  | 1-1/16  | 1/4  | 7-13/16  | 11/32 | • |    |
| 9/16  | FH018B        | 25/32  | 1-3/16  | 9/32 | 8-3/8    | 11/32 | • |    |
| 5/8   | FH020B        | 29/32  | 1-5/16  | 9/32 | 9        | 3/8   | • |    |
| 11/16 | FH022B        | 1      | 1-7/16  | 9/32 | 9-11/16  | 13/32 | • |    |
| 3/4   | FH024B        | 1-1/32 | 1-1/2   | 5/16 | 10-1/4   | 15/32 | • |    |
| 13/16 | FH026B        | 1-1/32 | 1-23/32 | 5/16 | 10-5/16  | 1/2   |   |    |
| 7/8   | FH028B        | 1-3/16 | 1-27/32 | 5/16 | 10-15/32 | 9/16  |   |    |

ASME® B107.100

Set includes storage tray

## British Standard, Short Handle

| BS    | Decimal Equivalent, inches | 12       | A      | B      | C    | D     | E       |
|-------|----------------------------|----------|--------|--------|------|-------|---------|
| 3/16" | .338                       | WOEX6B   | 25/32  | 19/32  | 3/16 | 1/4   | 5-3/32  |
| 1BA   | .365                       | WOEX70B  | 25/32  | 19/32  | 3/16 | 1/4   | 5-1/8   |
| 0BA   | .413                       | WOEX80B  | 29/32  | 21/32  | 7/32 | 5/16  | 5-13/32 |
| 1/4"  | .445                       | WOEX90B  | 29/32  | 21/32  | 7/32 | 5/16  | 5-15/32 |
| 5/16" | .525                       | WOEX100B | 1-5/32 | 27/32  | 9/32 | 3/8   | 6-1/32  |
| 3/8"  | .600                       | WOEX110B | 1-5/16 | 15/16  | 9/32 | 13/32 | 6-11/32 |
| 7/16" | .710                       | WOEX120B | 1-5/16 | 1-1/32 | 5/16 | 7/16  | 6-23/32 |





WOEX90B






## SPLINE COMBINATION

### Short Handle, inches

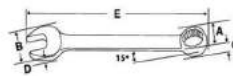
|  |  | Stock No. | A      | B      | C     | D     | E       |
|---|---|-----------|--------|--------|-------|-------|---------|
| 1/4   | #8  | OES8B     | 13/32  | 17/32  | 1/8   | 5/32  | 4-1/2   |
| 5/16  | #10   | OES10B    | 15/32  | 21/32  | 11/64 | 15/64 | 4-55/64 |
| 3/8   | #12   | OES12B    | 17/32  | 25/32  | 13/64 | 17/64 | 5-7/32  |
| 7/16  | #14   | OES14B    | 5/8    | 29/32  | 15/64 | 5/16  | 5-27/64 |
| 1/2   | #16   | OES16B    | 23/32  | 1-1/16 | 1/4   | 5/16  | 5-47/64 |
| 9/16  | #18   | OES18B    | 13/16  | 1-3/16 | 17/64 | 21/64 | 6-1/32  |
| 5/8   | #20   | OES20B    | 7/8    | 1-5/16 | 9/32  | 11/32 | 6-5/16  |
| 11/16   | #22   | OES22B    | 31/32  | 1-7/16 | 19/64 | 23/64 | 6-39/64 |
| 3/4   | #24   | OES24B    | 1-1/16 | 1-9/16 | 5/16  | 3/8   | 6-29/32 |



## COMBINATION Blue-Point®





BLPCWSM712B



BLPCWS711B



### Standard Handle, mm (Blue-Point®)

|  | Stock No. | E     |  |
|--|-----------|-------|--|
| 8  | BLPCWM8B  | 139.5 | •  |
| 9  | BLPCWM9B  | 151.6 | •  |
| 10   | BLPCWM10B | 162.7 | •  |
| 11   | BLPCWM11B | 175.2 | •  |
| 12   | BLPCWM12B | 185.6 | •  |
| 13   | BLPCWM13B | 197.2 | •  |
| 14   | BLPCWM14B | 208.5 | •  |
| 15   | BLPCWM15B | 219.9 | •  |
| 16   | BLPCWM16B | 230.0 | •  |
| 17   | BLPCWM17B | 243.3 | •  |
| 18   | BLPCWM18B | 254.1 | •  |
| 19   | BLPCWM19B | 265.9 | •  |

Set Contains:

Set includes storage tray

### Standard Handle, inches (Blue-Point®)

|  | Stock No. | E        |  |
|--|-----------|----------|--|
| 1/4  | BLPCW8B   | 4-49/64  |  |
| 5/16   | BLPCW10B  | 5-1/2    |  |
| 3/8  | BLPCW12B  | 6-3/16   | •  |
| 7/16   | BLPCW14B  | 6-57/64  | •  |
| 1/2  | BLPCW16B  | 7-49/64  | •  |
| 9/16   | BLPCW18B  | 8-13/64  | •  |
| 5/8  | BLPCW20B  | 9-1/16   | •  |
| 11/16  | BLPCW22B  | 9-49/64  | •  |
| 3/4  | BLPCW24B  | 10-15/32 | •  |
| 13/16  | BLPCW26B  | 11-3/16  | •  |
| 7/8  | BLPCW28B  | 11-59/64 | •  |
| 15/16  | BLPCW30B  | 12-5/8   | •  |
| 1  | BLPCW32B  | 13-21/64 | •  |

Set Contains:

Set includes storage tray

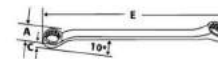
## FLANK DRIVE® OFFSET BOX

### Standard Handle, 10° Offset, mm

|  |  |  | A         | C         | E   |  |
|---|---|---|-----------|-----------|-----|---|
| 8-10  | —   | XBM810A   | 12.3-15   | 6.7-7.7   | 185 |   |
| 10-11   | —   | XBM1011A  | 15-16.4   | 7.7-8.3   | 202 | •   |
| 10-12   | —   | XBM1012A  | 15-17.7   | 7.7-8.8   | 208 |   |
| 11-13   | —   | XBM1113A  | 16.4-19.1 | 8.3-9.3   | 219 |   |
| 12-14   | XBM1214SA   | XBM1214A  | 17.7-20.4 | 8.8-9.7   | 230 | •   |
| 13-15   | XBM1315SA   | XBM1315A  | 19.1-21.8 | 9.3-10.2  | 241 | •   |
| 14-17   | —   | XBM1417A  | 20.4-24.5 | 9.8-11.4  | 248 |   |
| 16-18   | —   | XBM1618A  | 23.1-25.9 | 10.9-11.9 | 275 | •   |
| 17-19   | —   | XBM1719A  | 24.5-27.2 | 11.4-12.3 | 286 | •   |
| 18-21   | —   | XBM1821A  | 25.9-29.9 | 11.9-13.3 | 303 |   |
| 22-24   | —   | XBM2224A  | 31.3-34   | 13.7-14.7 | 342 |   |
| 27-30   | —   | XBM2730A  | 38.1-42.2 | 16-17.3   | 404 |   |

ASME® B107.100

Set includes storage tray

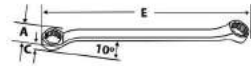


XBM605A



- Do not use "cheater bars" on handles
- Read safety precautions on pages W1 to W4

# FLANK DRIVE® OFFSET BOX



**XB605A**

## Standard Handle, 10° Offset, inches

Set Contains: **XB605A**

| Size         | 12             | A               | C           | E        | 12 |
|--------------|----------------|-----------------|-------------|----------|----|
| 3/8-7/16     | <b>XB1214A</b> | 9/16-21/32      | 5/16-11/32  | 7-19/32  | •  |
| 7/16-1/2     | <b>XB1416A</b> | 21/32-3/4       | 5/16-11/32  | 7-15/16  |    |
| 1/2-9/16     | <b>XB1618A</b> | 3/4-13/16       | 11/32-3/8   | 8-11/16  | •  |
| 9/16-5/8     | <b>XB1820A</b> | 13/16-29/32     | 13/32-7/16  | 9-13/32  |    |
| 5/8-11/16    | <b>XB2022A</b> | 29/32-1         | 7/16-15/32  | 10-5/32  | •  |
| 11/16-3/4    | <b>XB2224A</b> | 1-1-1/16        | 15/32-1/2   | 10-15/16 |    |
| 3/4-13/16    | <b>XB2426A</b> | 1-1/16-1-5/32   | 1/2-17/32   | 11-21/32 | •  |
| 7/8-15/16    | <b>XB2830A</b> | 1-1/4-1-11/32   | 17/32-9/16  | 13-1/8   | •  |
| 15/16-1      | <b>XB3032A</b> | 1-11/32-1-13/32 | 9/16-19/32  | 13-7/8   |    |
| 1-1-1/16     | <b>XB3234A</b> | 1-13/32-1-1/2   | 19/32-5/8   | 14-19/32 |    |
| 1-1/16-1-1/4 | <b>XB3440A</b> | 1-1/2-1-3/4     | 5/8-23/32   | 16-3/32  |    |
| 1-1/8-1-3/16 | <b>XB3638A</b> | 1-9/32-1-21/32  | 21/32-11/16 | 16-3/32  |    |
| 1-1/4-1-5/16 | <b>XB4042A</b> | 1-3/4-1-27/32   | 23/32-3/4   | 17-19/32 |    |
| 1-3/8-1-7/16 | <b>XB4446A</b> | 1-31/32-2-1/16  | 3/4-25/32   | 19-1/8   |    |
| 1-1/2-1-5/8  | <b>XB4852A</b> | 2-3/32-2-9/32   | 13/16-7/8   | 20-15/16 |    |

ASME® B107.100

Set includes storage tray



**XSM608A**

## Short Handle, 10° Offset, mm

Set Contains: **XSM608A**

| Size  | 12              | A         | C         | E   | 12 |
|-------|-----------------|-----------|-----------|-----|----|
| 6-7   | <b>XSM67A</b>   | 9.6-10.9  | 5.7-6.2   | 86  | •  |
| 8-9   | <b>XSM89A</b>   | 12.3-13.7 | 6.7-7.2   | 103 | •  |
| 8-10  | <b>XSM810</b>   | 12.3-15   | 6.7-7.7   | 107 |    |
| 9-10  | <b>XSM910A</b>  | 13.7-15   | 7.2-7.7   | 112 | •  |
| 11-12 | <b>XSM1112A</b> | 16.4-17.7 | 8.3-8.8   | 128 | •  |
| 13-14 | <b>XSM1314A</b> | 19.1-20.4 | 9.3-9.8   | 146 | •  |
| 15-16 | <b>XSM1516A</b> | 21.8-23.1 | 10.2-10.9 | 163 | •  |
| 17-19 | <b>XSM1719A</b> | 24.5-27.2 | 11.4-12.3 | 185 | •  |
| 18-20 | <b>XSM1820A</b> | 25.9-28.6 | 11.9-12.8 | 194 | •  |

ASME® B107.100

Set includes storage tray



**XS609A**

## Short Handle, 10° Offset, inches

Set Contains: **XS609A**

| Size        | 12             | A            | C           | E       | 12 |
|-------------|----------------|--------------|-------------|---------|----|
| 3/16-7/32   | <b>XS67A</b>   | 5/16-11/32   | 7/32-7/32   | 3-27/32 | •  |
| 1/4-5/16    | <b>XS810A</b>  | 13/32-15/32  | 1/4-9/32    | 4-1/4   | •  |
| 5/16-3/8    | <b>XS1012A</b> | 15/32-9/16   | 9/32-5/16   | 4-9/16  | •  |
| 3/8-7/16    | <b>XS1214A</b> | 9/16-21/32   | 5/16-11/32  | 4-29/32 | •  |
| 7/16-1/2    | <b>XS1416A</b> | 21/32-3/4    | 11/32-11/32 | 5-3/16  | •  |
| 1/2-9/16    | <b>XS1618A</b> | 3/4-13/16    | 3/8-3/8     | 5-17/32 | •  |
| 9/16-5/8    | <b>XS1820A</b> | 13/16-29/32  | 13/32-7/16  | 5-7/8   | •  |
| 5/8-3/4     | <b>XS2024A</b> | 29/32-1-1/16 | 7/16-1/2    | 6-3/8   | •  |
| 11/16-13/16 | <b>XS2226A</b> | 1-1-5/32     | 15/32-17/32 | 6-23/32 | •  |

ASME® B107.100

Set includes storage tray



**XID604KA**

## Midget, 10° Offset, inches

Set Contains: **XID604KA**

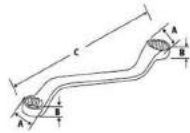
| Size       | 12              | A          | C         | E       | 12 |
|------------|-----------------|------------|-----------|---------|----|
| 3/16-13/64 | <b>XID1213A</b> | 5/16-11/32 | 1/8-5/32  | 2-13/16 | •  |
| 7/32-15/64 | <b>XID1415A</b> | 3/8-3/8    | 5/32-5/32 | 3-1/16  | •  |
| 1/4-9/32   | <b>XID1618A</b> | 13/32-7/16 | 5/32-3/16 | 3-13/32 | •  |
| 5/16-11/32 | <b>XID2022A</b> | 15/32-1/2  | 3/16-7/32 | 3-31/32 | •  |

ASME® B107.100

Set includes storage bag



# FLANK DRIVE® OFFSET BOX



- Heads of XO, XOM and XSO series are deeply offset at 60° to the handles for improved access to recessed fasteners
- Wrenches feature the 12-point Flank Drive® configuration for strength and turning power



XOM605

## Standard Handle, Deep 60° Offset, mm

Set Contains:

XOM605

| mm    | 12       | A         | B       | C     | 12 |
|-------|----------|-----------|---------|-------|----|
| 8-10  | XOM810   | 11.7-14.2 | 6.9-7.3 | 178.1 |    |
| 9-10  | XOM910   | 14.2-16.3 | 7.6     | 193.0 |    |
| 10-11 | XOM1011  | 15-16.3   | 7.6     | 193.0 | •  |
| 12-14 | XOM1214  | 15-20.3   | 9.0     | 210.0 | •  |
| 13-14 | XOM1314  | 18.8-21.2 | 8.9     | 223.3 |    |
| 13-15 | XOM1315  | 16.3-21.2 | 8.9     | 223.0 | •  |
| 15-16 | XOM1516  | 23.0-25.2 | 10.8    | 252.7 |    |
| 16-18 | XOM1618  | 17.7-25.4 | 10.8    | 253.0 | •  |
| 17-19 | XOM1719  | 17.7-27.4 | 11.1    | 260.0 | •  |
| 18-20 | XOM1820A | 32.5-33.3 | 13.8    | 330.0 |    |
| 20-21 | XOM2021  | 32.5-33.3 | 13.7    | 329.6 |    |
| 22-24 | XOM2224  | 31.9-34.1 | 13.7    | 329.6 |    |

ASME® B107.100

Set includes storage tray



X0605

## Standard Handle, Deep 60° Offset, inches

Set Contains:

X0605

| 12          | 12     | A              | C               | E        | 12 |
|-------------|--------|----------------|-----------------|----------|----|
| 1/4-5/16    | XO810  | 3/8            | 9/32 (1/4-9/32) | 6-13/32  |    |
| 5/16-3/8    | XO1012 | 15/32-9/16     | 9/32            | 7        |    |
| 3/8-7/16    | XO1214 | 9/16-5/8       | 5/16            | 7-19/32  | •  |
| 1/2-9/16    | XO1618 | 23/32-13/16    | 11/32           | 8-25/32  | •  |
| 9/16-5/8    | XO1820 | 13/16-29/32    | 13/32           | 9-3/8    | •  |
| 5/8-11/16   | XO2022 | 29/32-1        | 13/32           | 9-15/16  |    |
| 5/8-3/4     | XO2024 | 29/32-1-3/32   | 7/16            | 10-1/4   |    |
| 11/16-13/16 | XO2226 | 1-1-5/32       | 15/32           | 10-27/32 | •  |
| 3/4-7/8     | XO2428 | 1-3/32-1-1/4   | 1/2             | 11-13/32 | •  |
| 7/8-15/16   | XO2830 | 1-1/4-1-11/32  | 17/32           | 12-31/32 |    |
| 15/16-1     | XO3032 | 1-11/32-1-7/16 | 9/16            | 13-15/16 |    |

ASME®/ANSI® B107.6

Set includes storage tray

## Short Handle, Deep 60° Offset, inches

| 12        | Stock No. | A          | B         | C       |
|-----------|-----------|------------|-----------|---------|
| 1/4-9/32  | XSO89     | 13/32-7/16 | 3/16-7/32 | 3-7/8   |
| 1/4-5/16  | XSO810A   | 3/8-7/16   | 3/16-7/32 | 4-5/32  |
| 3/8-7/16  | XSO1214A  | 17/32-5/8  | 1/4-9/32  | 4-13/16 |
| 5/8-11/16 | XSO2022   | 29/32-1    | 3/8-7/16  | 6-5/16  |
| 5/8-3/4   | XSO2024A  | 7/8-1-1/16 | 3/16-7/32 | 6-1/2   |

ASME®/ANSI® B107.100



XSO1214A

# FLANK DRIVE® HIGH PERFORMANCE OFFSET BOX

## Standard Handle, 0° Offset, mm

Set Contains:

XDHF606

| mm    | 12       | A         | C         | E     | 12 |
|-------|----------|-----------|-----------|-------|----|
| 6-7   | XDHF67   | 9.1-10.4  | 5.3-5.8   | 211.5 |    |
| 8-9   | XDHF89   | 11.6-13.0 | 5.8-6.2   | 226.1 |    |
| 8-10  | XDHF810  | 11.6-14.4 | 6.2-7.6   | 232.7 |    |
| 10-11 | XDHF1011 | 14.4-15.6 | 7.6-8.5   | 253.7 | •  |
| 10-12 | XDHF1012 | 14.4-17.1 | 8.5-9.0   | 272.2 |    |
| 12-13 | XDHF1213 | 17.1-18.7 | 9.0-9.0   | 286.2 | •  |
| 12-14 | XDHF1214 | 17.1-20.1 | 9.0-10.2  | 298.4 |    |
| 13-14 | XDHF1314 | 18.7-20.1 | 9.0-9.7   | 299.2 |    |
| 13-15 | XDHF1315 | 20.1-21.5 | 9.8-10.9  | 323.5 |    |
| 14-15 | XDHF1415 | 20.1-21.5 | 9.8-10.9  | 323.5 | •  |
| 14-17 | XDHF1417 | 20.1-23.7 | 9.8-11.3  | 345.0 |    |
| 15-16 | XDHF1516 | 21.5-22.6 | 10.9-10.9 | 347.5 | •  |
| 16-18 | XDHF1618 | 23.8-26.3 | 11.3-12.1 | 372.1 |    |
| 17-19 | XDHF1719 | 23.8-26.3 | 11.3-12.1 | 372.1 | •  |
| 18-20 | XDHF1820 | 25.0-27.3 | 12.1-13.6 | 395.7 | •  |
| 21-22 | XDHF2122 | 28.8-30.6 | 13.7-14.6 | 421.2 |    |
| 22-24 | XDHF2224 | 30.6-33.1 | 14.0-14.9 | 445.2 |    |

Set includes storage tray



XDHF606



XDHF605

## Standard Handle, 0° Offset, inches

Set Contains:

XDHF605

| 12          | 12       | A            | C           | E       | 12 |
|-------------|----------|--------------|-------------|---------|----|
| 1/4-5/16    | XDHF810  | 13/32-15/32  | 7/32-1/4    | 8-5/16  | •  |
| 3/8-7/16    | XDHF1214 | 17/32-5/8    | 5/16-11/32  | 10-1/16 | •  |
| 1/2-9/16    | XDHF1618 | 23/32-13/16  | 11/32-13/32 | 11-3/4  | •  |
| 5/8-3/4     | XDHF2024 | 7/8-1-1/32   | 7/16-15/32  | 13-5/8  | •  |
| 11/16-13/16 | XDHF2226 | 31/32-1-5/32 | 15/32-17/32 | 15-5/8  | •  |

Set includes storage tray



- Do not use "cheater bars" on handles
- Read safety precautions on pages W1 to W4

# FLANK DRIVE® HIGH PERFORMANCE OFFSET BOX



**XDHSFM1214**

## Short Handle, 0° Offset, mm

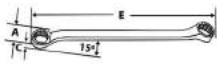
|       |            | A         | C         | E     |
|-------|------------|-----------|-----------|-------|
| 8-10  | XDHSFM810  | 12.1-14.9 | 6.2-7.6   | 162.9 |
| 10-12 | XDHSFM1012 | 14.4-17.1 | 7.6-9.0   | 190.5 |
| 12-14 | XDHSFM1214 | 17.1-20.1 | 8.5-10.2  | 208.8 |
| 17-19 | XDHSFM1719 | 23.8-26.3 | 11.3-12.1 | 260.3 |



**XDHS1012**

## Short Handle, 15° Offset Heads, inches

|          |          | A          | C        | E |
|----------|----------|------------|----------|---|
| 5/16-3/8 | XDHS1012 | 31/64-9/16 | 1/4-5/16 | 7 |



**XDHM606**

## Standard Handle, 15° Offset, mm

Set Contains:

**XDHM606**

|       |          | A         | C         | E     |   |
|-------|----------|-----------|-----------|-------|---|
| 8-9   | XDHM89   | 11.6-13.0 | 5.8-6.2   | 219.2 | • |
| 8-10  | XDHM810  | 11.6-14.4 | 6.2-7.6   | 225.6 |   |
| 10-11 | XDHM1011 | 14.4-15.6 | 7.6-8.5   | 246.3 | • |
| 10-12 | XDHM1012 | 14.4-17.1 | 7.6-9.0   | 264.0 |   |
| 12-13 | XDHM1213 | 17.1-18.7 | 9.0-9.0   | 277.6 | • |
| 12-14 | XDHM1214 | 17.1-20.1 | 9.0-10.2  | 289.6 |   |
| 14-15 | XDHM1415 | 20.1-21.5 | 9.8-10.9  | 313.1 | • |
| 14-17 | XDHM1417 | 20.1-23.7 | 9.8-11.3  | 334.7 |   |
| 15-16 | XDHM1516 | 21.5-22.6 | 10.9-10.9 | 334.8 |   |
| 17-19 | XDHM1719 | 23.7-26.3 | 11.3-12.1 | 360.1 | • |
| 18-20 | XDHM1820 | 24.9-27.3 | 12.1-13.6 | 384.0 | • |

Set includes storage tray



**XDH605**

## Standard Handle, 15° Offset, inches

Set Contains:

**XDH605**

|              |          |           | A               | C           | E       |   |
|--------------|----------|-----------|-----------------|-------------|---------|---|
| 7/32-1/4     | XDH78A   | GXDH78A   | 11/32-3/8       | 13/64-15/64 | 7-15/64 |   |
| 1/4-5/16     | XDH810B  | GXDH810B  | 3/8-29/64       | 1/4-1/4     | 8-3/64  | • |
| 5/16-3/8     | XDH1012B | GXDH1012B | 29/64-35/64     | 1/4-19/64   | 8-7/8   |   |
| 3/8-7/16     | XDH1214A | GXDH1214A | 35/64-5/8       | 19/64-11/32 | 9-11/16 | • |
| 7/16-1/2     | XDH1416A | -         | 11/32-3/4       | 11/32-23/64 | 10-7/16 |   |
| 1/2-9/16     | XDH1618A | GXDH1618A | 23/32-13/16     | 23/64-13/32 | 11-7/16 | • |
| 9/16-5/8     | XDH1820A | -         | 13/16-29/32     | 13/32-7/16  | 12-3/8  |   |
| 5/8-3/4      | XDH2024A | -         | 57/64-1-3/64    | 7/16-31/64  | 13-9/32 | • |
| 11/16-3/4    | XDH2224A | -         | 31/32-1-1/32    | 15/32-3/4   | 14-7/32 |   |
| 11/16-13/16  | XDH2226A | -         | 63/64-1-9/64    | 31/64-17/32 | 15-5/32 | • |
| 3/4-7/8      | XDH2428  | -         | 1-3/64-1-1/64   | 31/64-37/64 | 15-3/4  |   |
| 25/32-7/8    | XDH2528  | -         | 1-5/64-1-13/64  | 35/64-37/64 | 16-5/64 |   |
| 15/16-1      | XDH3032  | -         | 1-5/16-1-25/64  | 37/64-39/64 | 15-1/2  |   |
| 1-1/16-1-1/4 | XDH3440  | -         | 1-31/64-1-47/64 | 5/8-23/32   | 18-1/4  |   |
| 1-1/4-1-5/16 | XDH4042  | -         | 1-47/64-1-13/16 | 23/32-47/64 | 19-1/4  |   |
| 1-1/4-1-3/8  | XDH4044  | -         | 1-47/64-1-15/16 | 23/32-49/64 | 20-1/4  |   |
| 1-1/4-1-7/16 | XDH4046  | -         | 1-47/64-2       | 23/32-51/64 | 21      |   |
| 1-7/16-1-1/2 | XDH4648  | -         | 2-2-1/16        | 51/64-13/16 | 22      |   |

Set includes storage tray

Aerospace Spec. AS954E



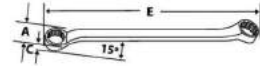
## SPLINE OFFSET BOX

Snap-on® spline wrenching tools have been developed to service high tensile strength spline nuts and bolts widely used on both military and commercial aircraft. Precise, radial spline teeth engage the fastener teeth over a wider area to minimize stress, and allow application of high torque to reduce risk of damage to the fastener or to the tool.

Chrome tools comply with Military Spec. MS-33787 and MIL-W-8982. The unique spline wrenching configuration can also be used on ordinary six- and 12-point fasteners with an advantage similar to the *Snap-on* Flank Drive® wrenching system.



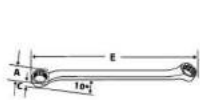
XDES1618A



### Box / 15° Offset Heads, inches, chrome

|         |             | Stock No. | A             | C           | E       |
|---------|-------------|-----------|---------------|-------------|---------|
| #7-#9   | 7/32-9/32   | XDES79A   | 11/32-7/16    | 11/64-13/64 | 7-1/4   |
| #8-#10  | 1/4-5/16    | XDES810A  | 3/8-15/32     | 3/16-7/32   | 8-1/16  |
| #12-#14 | 3/8-7/16    | XDES1214A | 35/64-41/64   | 5/16-11/32  | 9-3/4   |
| #16-#18 | 1/2-9/16    | XDES1618A | 3/4-13/16     | 3/8-3/8     | 11-7/16 |
| #18-#20 | 9/16-5/8    | XDES1820A | 13/16-57/64   | 25/64-13/32 | 12-3/8  |
| #22-#24 | 11/16-3/4   | XDES2224A | 31/32-1-5/64  | 0.438-0.525 | 14-1/4  |
| #26-#30 | 13/16-15/16 | XDES2630A | 1-5/32-1-5/16 | 1/2-9/16    | 16-3/16 |
| #28-#32 | 7/8-1       | XDES2832A | 1-1/4-1-7/16  | 17/32-37/64 | 17      |

## TORX® BOX



XLE605

### Long Handle, 10° Offset Head, TORX®

| #       |          | A           | C           | E       |   |
|---------|----------|-------------|-------------|---------|---|
| E5-E6   | XLE56    | 9/32-5/16   | 5/32-3/16   | 6-13/32 | • |
| E7-E8   | XLE78    | 11/32-3/8   | 7/32-7/32   | 7-7/32  | • |
| E10-E12 | XLE1012A | 15/32-17/32 | 1/4-5/16    | 8-7/8   | • |
| E14-E16 | XLE1416  | 5/8-23/32   | 11/32-11/32 | 10-7/16 | • |
| E18-E20 | XLE1820  | 13/16-7/8   | 13/32-7/16  | 12-3/8  | • |

ASME® B107.100

Set includes storage tray

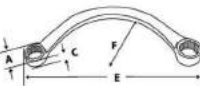


ETX705

### Standard Handle, 0° Offset Head, TORX®

| #       |         | A           | C           | E       |   |
|---------|---------|-------------|-------------|---------|---|
| E5-E6   | ETX0506 | 17/64-5/16  | 5/32-11/64  | 4-41/64 | • |
| E7-E8   | ETX0708 | 21/64-3/8   | 7/32-15/64  | 5-15/32 | • |
| E10-E12 | ETX1012 | 29/64-35/64 | 1/4-19/64   | 6-13/32 | • |
| E14-E16 | ETX1416 | 5/8-23/32   | 11/32-23/64 | 7-1/2   | • |
| E18-E20 | ETX1820 | 13/16-57/64 | 13/32-7/16  | 8-37/64 | • |

## FLANK DRIVE® SPECIALTY BOX



CXM605

### Half Moon, mm

| mm    |         | A     | C     | E   | F  |   |
|-------|---------|-------|-------|-----|----|---|
| 10-12 | CXM1012 | 15-17 | 6-7   | 128 | 48 | • |
| 11-13 | CXM1113 | 16-18 | 8-8   | 144 | 57 | • |
| 14-17 | CXM1417 | 20-23 | 9-9   | 166 | 65 | • |
| 15-19 | CXM1519 | 22-27 | 10-11 | 198 | 78 | • |
| 18-21 | CXM1821 | 27-31 | 11-13 | 224 | 86 | • |

ASME® B107.100

Set includes storage tray



CX605

### Half Moon, inches

|             |        | A             | C           | E     | F      |   |
|-------------|--------|---------------|-------------|-------|--------|---|
| 5/16-3/8    | CX1012 | 15/32-9/16    | 3/16-5/16   | 4-5/8 | 2-1/16 |   |
| 7/16-1/2    | CX1416 | 5/8-23/32     | 5/16-5/16   | 5     | 2-7/32 | • |
| 9/16-5/8    | CX1820 | 13/16-7/8     | 11/32-3/8   | 6-1/2 | 2-9/16 | • |
| 5/8-3/4     | CX2024 | 7/8-1-7/32    | 13/32-7/16  | 7-3/4 | 3-1/16 | • |
| 11/16-13/16 | CX2226 | 31/32-1-9/32  | 13/32-15/32 | 8-1/2 | 3-1/2  | • |
| 7/8-15/16   | CX2830 | 1-1/4-1-11/32 | 9/16-9/16   | 10    | 4-1/16 | • |

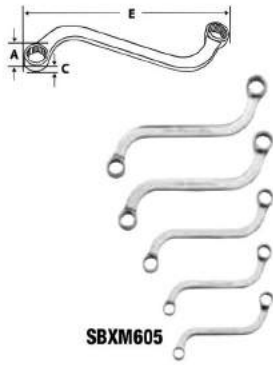
ASME® B107.100

Set includes storage tray



• Do not use "cheater bars" on handles  
• Read safety precautions on pages W1 to W4

# FLANK DRIVE® SPECIALTY BOX



## “S” Shaped, mm

Set Contains: SBXM605

| mm    | 12       | A     | C     | E   | 12 |
|-------|----------|-------|-------|-----|----|
| 10-12 | SBXM1012 | 14-18 | 6-8   | 140 | •  |
| 11-13 | SBXM1113 | 16-19 | 7-8   | 155 | •  |
| 14-15 | SBXM1415 | 21-22 | 9-9   | 190 | •  |
| 16-18 | SBXM1618 | 24-27 | 10-11 | 173 | •  |
| 17-19 | SBXM1719 | 25-28 | 10-12 | 240 | •  |

ASME® B107.100

Set includes storage tray



## “S” Shaped, inches

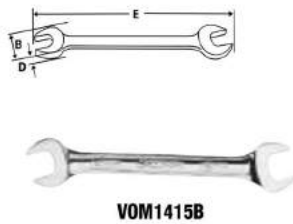
Set Contains: SBX605

| II        | 12      | A             | C           | E      | 12 |
|-----------|---------|---------------|-------------|--------|----|
| 5/16-3/8  | SBX1012 | 15/32-9/16    | 9/16-7/32   | 3-3/4  | •  |
| 7/16-1/2  | SBX1416 | 21/32-3/4     | 9/32-5/16   | 5-5/16 | •  |
| 9/16-5/8  | SBX1820 | 27/32-15/16   | 11/32-11/32 | 6-7/8  | •  |
| 11/16-3/4 | SBX2224 | 1-1/32-1-1/8  | 11/32-11/32 | 8-7/16 | •  |
| 13/16-7/8 | SBX2628 | 1-7/32-1-5/16 | 17/32-9/16  | 10     | •  |

ASME® B107.100

Set includes storage tray

## OPEN END



## Standard, mm

| mm    | Stock No. | B     | D   | E   | mm    | Stock No. | B     | D     | E   |
|-------|-----------|-------|-----|-----|-------|-----------|-------|-------|-----|
| 6-7   | VOM67B    | 13-15 | 4-4 | 97  | 14-15 | VOM1415B  | 29-31 | 7-7   | 178 |
| 7-8   | VOM78B    | 15-17 | 4-4 | 106 | 16-18 | VOM1618B  | 33-37 | 7-8   | 205 |
| 8-9   | VOM89B    | 17-20 | 4-5 | 119 | 17-19 | VOM1719B  | 35-38 | 8-9   | 216 |
| 8-10  | VOM810B   | 17-21 | 4-5 | 121 | 19-22 | VOM1922B  | 39-46 | 9-10  | 245 |
| 10-11 | VOM1011B  | 21-23 | 5-6 | 136 | 21-24 | VOM2124B  | 43-49 | 9-10  | 267 |
| 11-13 | VOM1113B  | 23-27 | 6-6 | 151 | 22-24 | VOM2224B  | 46-49 | 10-10 | 273 |
| 12-13 | VOM1213B  | 25-27 | 6-6 | 157 | 27-30 | VOM2730B  | 55-61 | 11-12 | 338 |
| 12-14 | VOM1214B  | 25-29 | 6-7 | 162 | 30-32 | VOM3032B  | 61-65 | 12-12 | 368 |

ASME®/ANSI® B107.100



## Standard, inches

Set Contains: V0820K\* V0806B\*\*

| II           | Stock No. | B               | D           | E        |   |   |
|--------------|-----------|-----------------|-------------|----------|---|---|
| 3/16-1/4     | V068      | 13/32           | 9/64        | 3-13/32  |   |   |
| 1/4-5/16     | V0810B    | 17/32-21/32     | 5/32-5/32   | 4-1/16   | • | • |
| 5/16-3/8     | V01012B   | 21/32-25/32     | 5/32-3/16   | 4-21/32  | • |   |
| 3/8-7/16     | V01214B   | 25/32-29/32     | 3/16-7/32   | 5-5/16   | • | • |
| 7/16-1/2     | V01416B   | 29/32-1-1/16    | 7/32-1/4    | 5-15/16  | • |   |
| 1/2-9/16     | V01618B   | 1-1/16-1-5/32   | 1/4-9/32    | 6-19/32  | • | • |
| 9/16-5/8     | V01820B   | 1-5/32-1-5/16   | 9/32-9/32   | 7-9/32   | • |   |
| 5/8-11/16    | V02022B   | 1-5/16-1-13/32  | 9/32-5/16   | 7-15/16  | • | • |
| 5/8-3/4      | V02024B   | 1-5/16-1-9/16   | 9/32-11/32  | 8-9/32   | • |   |
| 11/16-3/4    | V02224B   | 1-13/32-1-9/16  | 5/16-11/32  | 8-5/8    | • |   |
| 3/4-13/16    | V02426B   | 1-9/16-1-21/32  | 11/32-3/8   | 9-11/32  | • | • |
| 3/4-7/8      | V02428B   | 1-9/16-1-13/16  | 11/32-3/8   | 9-21/32  | • |   |
| 13/16-7/8    | V02628B   | 1-21/32-1-13/16 | 3/8-3/8     | 10-1/32  | • |   |
| 7/8-15/16    | V02830B   | 1-13/16-1-29/32 | 3/8-13/32   | 10-3/4   | • | • |
| 15/16-1      | V03032B   | 1-29/32-2-1/32  | 13/32-13/32 | 11-15/32 | • |   |
| 1-1-1/16     | V03234B   | 2-1/32-2-5/32   | 13/32-7/16  | 12-7/32  | • |   |
| 1-1/16-1-1/4 | V03440B   | 2-5/32-2-17/32  | 7/16-1/2    | 12-15/16 | • |   |
| 1-1/8-1-3/16 | V03638B   | 2-5/16-2-13/32  | 7/16-15/32  | 13-23/32 | • |   |
| 1-1/4-1-5/16 | V04042B   | 2-17/32-2-21/32 | 1/2-1/2     | 15-1/4   | • |   |
| 1-3/8-1-7/16 | V04446B   | 2-13/16-2-29/32 | 17/32-17/32 | 16-7/8   | • |   |
| 1-1/2-1-5/8  | V04852B   | 3-1/16-3-5/16   | 9/16-19/32  | 18-29/32 | • |   |

ASME®/ANSI® B107.100

\*Set includes storage bag  
\*\*Set includes storage tray