



Our heritage as the premier name in tool storage is evident in every Heritage Series roll cab we make. They're proof that you don't have to spend the most to get the most — in performance, innovation and durability.

PROVIDING THE FEATURES YOU NEED IS PART OF OUR HERITAGE.

From Lock'n Roll® drawers that won't drift open, to double wall construction and gas-assisted lifts on top chests, Heritage Series cabs are packed with advantages you'll find nowhere else. Available in Red, Gloss Black, Electric Orange or Royal Blue, they're also designed to let you add extra storage components as your tool collection grows.



HERITAGE SERIES

HERITAGE SERIES: ROLL CABS



Roll Cabs	Specifications	KRA5318F	KRA5311F	KRA4813F	KRA4107F	KRA4008F	KRA2007F	KRA2005F
Capacity	Approx. Cubic Inches (cm ³)	19,200 (314,632)	20,000 (327,741)	14,000 (229,419)	15,000 (245,806)	10,000 (163,871)	10,000 (163,871)	10,000 (163,871)
	Approx. Square Inches (cm ²)	5,000 (32,258)	5,000 (32,258)	4,000 (25,806)	4,250 (27,419)	3,000 (19,355)	2,800 (18,064)	2,400 (15,484)
	Load Capacity, lb (Kg)	2,400 (1,089)	2,400 (1,089)	2,400 (1,089)	2,400 (1,089)	1,300 (590)	1,100 (499)	1,100 (499)
Footprint	Width, inches (mm)	53 (1,397)	53 (1,397)	40 (1,016)	40 (1,016)	26 (660)	26 (660)	26 (660)
	Depth, inches (mm)	20 (508)	20 (508)	20 (508)	20 (508)	20 (508)	20 (508)	20 (508)
	Height, inches (mm)	38-1/2 (978)	38-1/2 (978)	38-1/2 (978)	38-1/2 (978)	37 (940)	37 (940)	37 (940)
Drawers	Drawer Banks	3	2	2	1	1	1	1
	Drawer Count	18	11	13	7	8	7	5
	Widest Drawer, inches (mm)	35 (880)	48 (1,219)	35 (880)	35 (880)	23 (584)	23 (584)	23 (584)
	Slides, lb (Kg) (ball bearing)	120 (54)	120 (54)	120 (54)	120 (54)	120 (54)	100 (45)	100 (45)
	Double Slides	Yes (1 drawer)	Yes (1 drawer)	Yes (1 drawer)	Yes (1 drawer)	Optional	Optional	Optional
Extras	Top Mat	Unidirectional Rubber	Unidirectional Rubber	Unidirectional Rubber	Unidirectional Rubber	Unidirectional Rubber	Unidirectional Rubber	Unidirectional Rubber
	Weight							
Optional Add-ons Available	Net Weight, lb (Kg)	371 (168)	349 (158)	297 (135)	275 (125)	183 (83)	170 (77)	162 (73)
	Shipping Weight, lb (Kg)	454 (206)	400 (181)	327 (148)	305 (138)	252 (114)	239 (108)	231 (105)
	Top Chest	KRA5308F	KRA5308F	KRA4114F, KRA4810F	KRA4114F, KRA4810F	KRA4014F	KRA2055, KRA4014F	KRA2055, KRA4014F
	Side Cab	KRA4820F, KRA4830F	KRA4820F, KRA4830F	KRA4820F, KRA4830F	KRA4820F, KRA4830F	—	—	—
	Locker	KRA5012F	KRA5012F	KRA5012F	KRA5012F	—	—	—
	Middle Drawer Section	—	—	KRA4860F	KRA4860F	KRA2063	KRA2063	KRA2063
Hardwood Top	KRWT5300	KRWT5300	KRWT40F	KRWT40F	KRWT26F	KRWT26F	KRWT26F	
Stainless Top	KRSST5300	KRSST5300	KRSST40F	KRSST40F	—	—	—	



HERITAGE SERIES: ROLL CABS



KRA5318FPBO



KRA5311FPC



KRA4813FPCM




KRA4107FPJK

HERITAGE Series Roll Cab Drawer Sizes

Specifications	Width		Depth		Height		KRA5318F	KRA5311F	KRA4813F	KRA4107F
	inches	mm	inches	mm	inches	mm	Drawers	Drawers	Drawers	Drawers
2" Narrow	11-3/16	285	17-1/2	445	1-5/8	41	2	3	4	—
4" Narrow	11-3/16	285	17-1/2	445	3-5/8	92	7	1	1	—
8" Narrow	11-3/16	285	17-1/2	445	7-5/8	193	1	—	—	—
12" Narrow	11-3/16	285	17-1/2	445	11-5/8	295	1	1	1	—
2" Wide	21-7/16	544	17-1/2	445	1-5/8	41	2	—	2	—
2" Extra Wide	34-3/4	881	17-1/2	445	1-5/8	41	—	1	—	2
4" Wide	21-7/16	544	17-1/2	445	3-5/8	92	3	—	3	—
4" Extra Wide	34-3/4	881	17-1/2	445	3-5/8	92	1	3	1	4
8" Wide	21-7/16	544	17-1/2	445	7-5/8	193	1	—	1	—
8" Extra Wide	34-3/4	881	17-1/2	445	7-5/8	193	—	1	—	1
6" Super Wide	47-3/4	1,214	17-1/2	445	5-9/16	141	—	1	—	—
Total Drawer Count							18	11	13	7

Colors Available:



All KRA5000 and KRA4000 Series units are available in four standard colors. Add suffix to base stock number for special colors.



- Do not open multiple drawers
- Images may be shown without actual warning labels
- Read safety precautions on pages W1 to W4

HERITAGE SERIES: ROLL CABS



KRA4008FPC



KRA2007FPBO

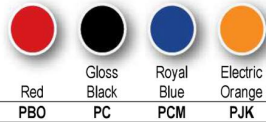


KRA2005FPCM

HERITAGE Series Roll Cab Drawer Sizes

Specifications	Width		Depth		Height		KRA4008F	KRA2007F	KRA2005F
	inches	mm	inches	mm	inches	mm	Drawers	Drawers	Drawers
2" Wide	21-3/8	544	17-1/2	445	1-5/8	41	4	2	—
4" Wide	21-3/8	544	17-1/2	445	3-5/8	92	3	4	4
8" Wide	21-3/8	544	17-1/2	445	7-5/8	193	1	1	—
12" Wide	21-3/8	544	17-1/2	445	11-5/8	295	—	—	1
Total Drawer Count							8	7	5


Colors Available:



All KRA5000 and KRA4000 Series units are available in four standard colors. Add suffix to base stock number for special colors.

PBO PC PCM PJK

Colors Available:



KRA2007 and KRA2005 Series units are available in three standard colors. Add suffix to base stock number for special colors.

PBO PC PCM

TOP CHESTS


KRA5308F Series Top Chest



KRA5308FPBO

Cubic Inches (cm ³)	Square Inches (cm ²)	Net Weight, lb (kg)	Shipping Weight, lb (kg)	
12,970 (212,540)	4,191 (27,039)	224 (102)	269 (122)	
	Drawers	Width, inches (mm)	Depth, inches (mm)	Height, inches (mm)
Specifications	8	53-3/8 (1,356)	19-13/16 (503)	19-3/8 (493)
Drawers	2	11-1/8 (283)	17-1/2 (445)	1-5/8 (41)
	2	11-1/8 (283)	17-1/2 (445)	3-5/8 (92)
	2	34-3/4 (881)	17-1/2 (445)	1-5/8 (41)
	2	34-3/4 (881)	17-1/2 (445)	3-5/8 (92)
Top Compartment	—	52-3/8 (1,328)	18-3/4 (475)	4-5/8 (118)

Colors Available:



All KRA5000 and KRA4000 Series units are available in four standard colors. Add suffix to base stock number for special colors.

PBO PC PCM PJK



HERITAGE SERIES: TOP CHESTS



KRA5315FPCM

KRA5315F Series Top Chest

Cubic Inches (cm ³)	Square Inches (cm ²)	Net Weight, lb (kg)	Shipping Weight, lb (kg)	
10,758 (176,324)	4,065 (26,227)	244 (110)	298 (135)	
	Drawers	Width, inches (mm)	Depth, inches (mm)	Height, inches (mm)
Specifications	15	53-3/8 (1,356)	19-13/16 (503)	19-7/16 (494)
Drawers	6	11-1/8 (283)	17-1/2 (445)	1-5/8 (41)
	4	11-1/8 (283)	17-1/2 (445)	3-5/8 (91)
	2	21-3/8 (542)	17-1/2 (445)	1-5/8 (41)
	2	21-3/8 (542)	17-1/2 (445)	3-5/8 (91)
	1	34-3/4 (881)	17-1/2 (445)	3-5/8 (91)



KRA4810FPJK

KRA4810F Series Top Chest

Cubic Inches (cm ³)	Square Inches (cm ²)	Net Weight, lb (kg)	Shipping Weight, lb (kg)	
9,359 (153,370)	3,026 (19,520)	196 (89)	226 (103)	
	Drawers	Width, inches (mm)	Depth, inches (mm)	Height, inches (mm)
Specifications	8	40 (1,016)	19-13/16 (503)	19-7/16 (494)
Drawers	2	11-1/8 (283)	17-1/2 (445)	1-5/8 (41)
	2	11-1/8 (283)	17-1/2 (445)	3-5/8 (91)
	2	21-3/8 (283)	17-1/2 (445)	1-5/8 (41)
	2	21-3/8 (283)	17-1/2 (445)	3-5/8 (91)
	Top Compartment	—	39-7/8 (1,013)	18-1/2 (475)



KRA4114FPCM

KRA4114F Series Top Chest

Cubic Inches (cm ³)	Square Inches (cm ²)	Net Weight, lb (kg)	Shipping Weight, lb (kg)	
9,746 (159,710)	3,178 (20,500)	183 (83)	213 (97)	
	Drawers	Width, inches (mm)	Depth, inches (mm)	Height, inches (mm)
Specifications	4	40 (1,016)	19-13/16 (503.2)	19-7/16 (493.7)
Drawers	2	34-3/4 (881)	17-1/2 (445)	1-5/8 (41)
	2	34-3/4 (881)	17-1/2 (445)	3-5/8 (91)
Top Compartment	—	39-7/8 (1,014)	18-3/4 (475)	4-3/4 (120)



KRA4014FPC

KRA4014F Series Top Chest

Cubic Inches (cm ³)	Square Inches (cm ²)	Net Weight, lb (kg)	Shipping Weight, lb (kg)	
6,180 (101,270)	1,995 (12,870)	119 (54)	142 (64)	
	Drawers	Width, inches (mm)	Depth, inches (mm)	Height, inches (mm)
Specifications	4	26-3/4 (678)	19-13/16 (503)	19-7/16 (494)
Drawers	2	21-3/8 (542)	17-1/2 (445)	1-5/8 (41)
	2	21-3/8 (542)	17-1/2 (445)	3-5/8 (91)
Top Compartment	—	26-5/8 (675)	18-3/4 (475)	4-3/4 (120)

Colors Available:



Red	Black	Royal Blue	Electric Orange
PBO	PC	PCM	PJK

All KRA5000 and KRA4000 Series units are available in four standard colors. Add suffix to base stock number for special colors.



- Do not open multiple drawers
- Images may be shown without actual warning labels
- Read safety precautions on pages W1 to W4

HERITAGE SERIES: TOP CHESTS



KRA2055FPBO

KRA2055F Top Chest

Cubic Inches (cm3)	Square Inches (cm2)	Net Weight, lb (kg)	Shipping Weight, lb (kg)	
4,452 (72,955)	1,814 (11,703)	90 (41)	110 (50)	
	Drawers	Width, inches (mm)	Depth, inches (mm)	Height, inches (mm)
Specifications	5	26 (660)	14-3/4 (373)	17-1/4 (437)
Drawers	4	22-1/8 (559)	13-1/8 (332)	1-7/8 (47)
	1	22-1/8 (559)	13-1/8 (332)	3-1/8 (79)
Top Compartment	—	25-13/16 (655)	13-3/4 (348)	3-7/8 (97)

Colors Available:

Red Gloss Black Royal Blue
 PBO PC PCM
 All KRA2055 Series units are available in three standard colors. Add suffix to base stock number for special colors.



KRA4059FPC

KRA4059F Series Top Chest

Cubic Inches (cm3)	Square Inches (cm2)	Net Weight, lb (kg)	Shipping Weight, lb (kg)	
4,288 (70,268)	1,753 (11,309)	92 (42)	117 (53)	
	Drawers	Width, inches (mm)	Depth, inches (mm)	Height, inches (mm)
Specifications	9	26 (660)	14-3/4 (373)	17-3/16 (436)
Drawers	6	6-11/16 (169)	13-1/8 (332)	1-3/4 (44)
	2	22-1/8 (559)	13-1/8 (332)	1-7/8 (47)
	1	22-1/8 (559)	13-1/8 (332)	3-1/8 (79)
Top Compartment	—	25-13/16 (655)	13-3/4 (348)	3-7/8 (97)

Colors Available:

Red Gloss Black Royal Blue Electric Orange
 PBO PC PCM PJK
 All KRA5000 and KRA4000 Series units are available in four standard colors. Add suffix to base stock number for special colors.

DRAWER SECTIONS



KRA4860FPBO

KRA4860F Series Drawer Sections

Cubic Inches (cm3)	Square Inches (cm2)	Net Weight, lb (kg)	Shipping Weight, lb (kg)	
3,112 (50,997)	1,216 (7,845)	115 (52)	145 (66)	
	Drawers	Width, inches (mm)	Depth, inches (mm)	Height, inches (mm)
Specifications	2	40 (1,016)	19-13/16 (503)	9-13/16 (249)
Drawers	1	34-11/16 (881)	17-9/16 (445)	1-5/8 (41)
	1	34-11/16 (881)	17-9/16 (445)	3-5/8 (91)

Colors Available:

Red Gloss Black Royal Blue Electric Orange
 PBO PC PCM PJK
 All KRA5000 and KRA4000 Series units are available in four standard colors. Add suffix to base stock number for special colors.



KRA2063FPC

KRA2063F Series Drawer Sections

Cubic Inches (cm3)	Square Inches (cm2)	Net Weight, lb (kg)	Shipping Weight, lb (kg)	
1,792 (29,365)	1,124 (7,252)	70 (22)	94 (43)	
	Drawers	Width, inches (mm)	Depth, inches (mm)	Height, inches (mm)
Specifications	3	26 (660)	19-13/16 (503)	9-11/16 (246)
Drawers	3	21-3/8 (544)	17-9/16 (445)	1-5/8 (41)

Colors Available:

Red Gloss Black Royal Blue
 PBO PC PCM
 All KRA2063 Series units are available in three standard colors. Add suffix to base stock number for special colors.



KRA5012F Series Lockers

Cubic Inches (cm3)	Square Inches (cm2)	Net Weight, lb (kg)	Shipping Weight, lb (kg)	
10,177 (166,770)	1,480 (9,548)	115 (52)	145 (66)	
	Drawers	Width, inches (mm)	Depth, inches (mm)	Height, inches (mm)
Specifications	4	16-1/2 (419)	19-13/16 (503)	51-1/2 (1,308)
Drawers	2	11-3/16 (288)	17-9/16 (445)	1-5/8 (41)
	2	11-3/16 (288)	17-9/16 (445)	3-5/8 (92)
Shelves	3	12-3/8 (315)	18-3/4 (475)	11-3/4 (297)

Colors Available:

				All KRA5000 and KRA4000 Series units are available in four standard colors. Add suffix to base stock number for special colors.
Red	Gloss Black	Royal Blue	Electric Orange	
PBO	PC	PCM	PJK	



KRA5012FPBO

END CABINETS

KRA4820F Series End Cabinets

Cubic Inches (cm3)	Square Inches (cm2)	Net Weight, lb (kg)	Shipping Weight, lb (kg)	
5,094 (83,476)	1,174 (7,574)	117 (53)	147 (67)	
	Drawers	Width, inches (mm)	Depth, inches (mm)	Height, inches (mm)
Specifications	6	16-1/2 (419)	19-13/16 (503)	32-1/8 (815)
Drawers	2	11-1/8 (283)	17-9/16 (445)	1-9/16 (39.7)
	3	11-1/8 (283)	17-9/16 (445)	3-1/2 (88.9)
	1	11-1/8 (283)	17-9/16 (445)	11-3/4 (297)



KRA4820FPC

KRA4830F Series End Cabinets

Cubic Inches (cm3)	Square Inches (cm2)	Net Weight, lb (kg)	Shipping Weight, lb (kg)
8,426 (138,080)	843 (5,439)	76 (35)	97 (44)
	Width, inches (mm)	Depth, inches (mm)	Height, inches (mm)
Specifications	16-1/2 (419)	19-13/16 (503)	32-5/16 (820)
Shelves 2	15-1/16 (381)	18-5/8 (473)	—
Lower Compartment 1	15-1/16 (381)	18-5/8 (473)	—

Colors Available:

				All KRA5000 and KRA4000 Series units are available in four standard colors. Add suffix to base stock number for special colors.
Red	Gloss Black	Royal Blue	Electric Orange	
PBO	PC	PCM	PJK	



KRA4830FPBO



- Secure end cab to roll cab per instructions
- Do not open multiple drawers
- Images may be shown without actual warning labels
- Read safety precautions on pages W1 to W4