



Tool sets

6
PCS



250V, 4x190 mm; 5x100 mm, PH1x100 mm; S2;
9 mm; SK2; 160 mm; CrV; 3 m x 16 mm

YATO	size(mm)
YT-39005	225x110x45

7
PCS



250V, 4x190 mm; 5x100 mm, PH1x100 mm; S2;
9 mm; SK2; 200 mm; CrV; 200 mm;
3 m x 16 mm

YATO	size(mm)
YT-39006	225x150x45

Tool sets

10
PCS



250V, 4x190 mm; 5x100 mm, PH1x100 mm; S2;
9 mm; SK2; 180 mm; CrV; 160 mm; CrV;
200 mm; 3 m x 16 mm; 225 g;

YATO	size(mm)
YT-39002	320x180x50

Tool sets

12
PCS



250V, 4x190 mm; 5x100 mm, PH1x100 mm; S2;
9 mm; SK2; 180 mm; CrV; 160 mm; CrV;
200 mm; 3 m x 16 mm; 225 g;
PVC 0.13 mm 19 mm x 20 m; 190 mm

YATO	size(mm)
YT-39003	320x180x50

Tool sets

13
PCS



















140 mm; 3x75 mm, PH0x75 mm; S2; 2x50 mm,
PH00x50 mm; S2; 12-220V; 115 mm;
115 mm; 140 mm; 30W; 205 mm;
19.5x190 mm;

YATO	size(mm)
YT-39007	300x180x55

Tool sets

22
PCS










-  140 mm;  140 mm;
-  185 mm;  12-220V;
-  130 mm;  115 mm;  115 mm;
-  205 mm; 3CR13;
-  2x50 mm, PH00x50 mm; S2;
-  3x75 mm, 5x100 mm, PH0x75 mm, PH1x100 mm; S2;
-  30W;  3 m x 16 mm;
-  150 mm;  PVC 0.13 mm 19 mm x 20 m;
-  19.5x190 mm;  9 mm, SK2

YATO 	size(mm)
YT-39008	310x230x55

Tool sets

8
PCS










-  125-250V;
-  5.5x100 mm, PH1x100 mm; SVCMS5;
-  9 mm; SK5;  180 mm; CrV;
-  160 mm; CrV;
-  200 mm; CrV;  3 m x 16 mm

YATO 	size(mm)
YT-3904	265x160x60

Tool sets

8
PCS



-  125-250V;  5x100 mm, PH1x100 mm; S2;
-  9 mm; SK5;  180 mm; CrV;
-  160 mm; CrV;
-  200 mm;  3 m x 16 mm






YATO 	size(mm)
YT-3906	265x160x60

Socket set

14
PCS

1" CrV 50BV30 QUICK RELEASE 24T CrV 6140



-  1" 46, 48, 50, 55, 60, 65, 70, 75, 80; CrV50BV30;
-  1"x650 mm; CrV50BV30;
-  1"x550 mm; CrV50BV30;
-  1"x200 mm, 1"x400 mm; CrV50BV30;
-  1"x500 mm; CrV50BV30;



YATO 	size	QTY
YT-13630	1"	1

Socket set

15 PCS 3/4" CrV 50BV30 QUICK RELEASES 24T CrV 6140



- 3/4": 30, 32, 34 (L=55mm); 36, 38mm (L=60mm); 41mm (L=65mm); 46, 50mm (L=70mm); 55 (L=75mm); 60mm (L=80mm); CrV50BV30;
- 3/4"x500 mm; 24T; CrV 6140;
- 3/4"x500 mm; CrV50BV30;
- 3/4"x100 mm, 3/4"x200 mm; CrV50BV30;
- 3/4"x106 mm; CrV50BV30;

YATO	○	📦
YT-1334	3/4"	1

Socket set

20 PCS 3/4" CrV 50BV30 QUICK RELEASES 24T CrV 6140



- 3/4": 19, 21, 22, 24mm (L=50mm); 26, 27, 28mm (L=52mm); 30, 32 (L=53mm); 33, 34mm (L=56mm); 36mm (L=58mm); 38mm (L=60mm); 41mm (L=64mm); 46mm (L=68mm); 50 mm (L=72mm); CrV50BV30;
- 3/4"x500 mm; CrV50BV30;
- 3/4"x510 mm; CrV50BV30;
- 3/4"x100 mm, 3/4"x200 mm; CrV50BV30;

YATO	○	📦
YT-1335	3/4"	1

Torx socket set

9 PCS TORX CrV 50BV30



- 1/4": E5, E6, E7, E8;
- 3/8": E10, E12, E14, E16;
- 1/4" (M) x 3/8" (F)

YATO	○	📦	
YT-0520	1/4"	210	10/40

Torx socket set

9 PCS TORX CrV 50BV30



- 1/2": E10, E11, E12, E14, E16, E18, E20, E22, E24

YATO	📦	📦
YT-0521	1100	20

Go-through socket set

21 PCS QUICK RELEASES 1/4" 1/2" METRIC IMPERIAL CrV 50BV30 CrV 6140



BMC & COLOR SLEEVE

- 10, 11, 12, 13, 14, 15, 16, 17, 18, 19 mm (L=32 mm); 3/4", 11/16", 5/8", 9/16", 1/2", 7/16", 3/8" (L=32 mm); CrV 50BV30;
- L=178 mm; CrV 6140;
- 1/4", 1/2"; CrV 6140;
- 17 mm (L=75 mm); CrV 50BV30

YATO	○	○	📦
YT-3865	1/2"	1/4"	4/12

Tool set

8 PCS 1/4" CrV 50BV30 AS-DRIVE



METAL CASE & COLOR BOX







- 1/4": 5.5, 6, 7, 8, 9, 10, 12, 13 mm (L=50 mm) CrV 50BV30

YATO	📦	📦
YT-14431	220	10

Sockets set

1/4" 15 PCS CrV 50BV30



-  1/4": 4, 5, 6, 7, 8, 9, 10, 12, 13 mm (L=25 mm); CrV 50BV30;
-  1/4" (50.8, 152.4 mm); CrV 50BV30;
-  1/4"; CrV 50BV30; 
-  1/4"; 72T; CrV 6140;
-  1/4" (150 mm); CrV 50BV30










YATO 			
YT-14411	1/4"	1100	10

Tool set

23 PCS 1/4" CrV 50BV30 CrV 6140 72T AS-DRIVE









-  1/4": 4, 5, 6, 7, 8, 9, 10, 12, 13 mm (L=25 mm); CrV 50BV30;
-  1/4": 4, 5, 6, 7, 8, 9, 10, 12, 13 mm (L=50 mm); CrV 50BV30;
-  1/4" (50.8, 152.4 mm); CrV 50BV30;
-  1/4"; CrV 50BV30;
-  1/4"; 72T; CrV 6140; L=155mm;
-  1/4" (150 mm); CrV 50BV30

YATO 			
YT-14451	1/4"	700	10

Sockets set

1/4" 23 PCS CrV 50BV30














-  1/4": 4, 5, 6, 7, 8, 9, 10, 12, 13 mm (L=25 mm); CrV 50BV30;
-  1/4": 4, 5, 6, 7, 8, 9, 10, 12, 13 mm (L=50 mm); CrV 50BV30;
-  1/4" (50.8, 152.4 mm); CrV 50BV30;
-  1/4"; CrV 50BV30;
-  1/4"; 72T; CrV 6140;
-  1/4" (150 mm); CrV 50BV30




YATO 			
YT-14421	1/4"	1330	10

Tool set

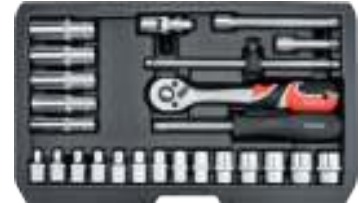
38 PCS 1/4" CrV 50BV30 CrV 6140








-  1/4": 3.5, 4, 4.5, 5, 5.5, 6, 7, 8, 9, 10, 11, 12, 13, 14 mm (L=25 mm); CrV 50BV30; L=155mm;
-  1/4" (50.8, 101.6 mm); CrV 50BV30;
-  1/4"; CrV 50BV30;
-  1/4" (152.4 mm); CrV 50BV30;
-  1/4"; 72T; CrV 6140;
-  1/4" (150 mm); CrV 50BV30;
-  1/4": T10, T15, T20, T25, T30, T40; AISI S2 / CrV 50BV30;
-  1/4": PH1, PH2; AISI S2 / CrV 50BV30;
-  1/4": PZ1, PZ2; AISI S2 / CrV 50BV30;
-  1/4": 4, 5.5, 6.5 mm; AISI S2 / CrV 50BV30;
-  1/4": 3, 4, 5, 6, 8 mm; AISI S2 / CrV 50BV30

YATO 		
YT-14471	830	10

Tool set

25 PCS 1/4" CrV 50BV30 CrV 6140 72T AS-DRIVE









-  1/4": 3.5, 4, 4.5, 5, 5.5, 6, 7, 8, 9, 10, 11, 12, 13, 14 mm (L=25 mm); CrV 50BV30;
-  1/4": 8, 10, 11, 12, 13 mm (L=50 mm); CrV 50BV30;
-  1/4" (50.8, 101.6 mm); CrV 50BV30;
-  1/4"; CrV 50BV30;
-  1/4" (152.4 mm); CrV 50BV30;
-  1/4"; 72T; CrV 6140; L=155mm;
-  1/4" (150 mm); CrV 50BV30

YATO 		
YT-14461	760	10

Tool set

20 PCS 1/4" CrV 50BV30 CrV 6140 72T AS-DRIVE



-  1/4": 3.5, 4, 4.5, 5, 5.5, 6, 7, 8, 9, 10, 11, 12, 13, 14 mm (L=25 mm); CrV 50BV30;
-  1/4" (50.8, 152.4 mm); CrV 50BV30;
-  1/4"; CrV 50BV30; L=155mm;
-  1/4" (152.4 mm); CrV 50BV30;
-  1/4"; 72T; CrV 6140;
-  1/4" (150 mm); CrV 50BV30



YATO 		
YT-14491	600	10

Tool set

42 PCS 1/4" CrV 50BV30 CrV 6140 CrV 6150
S2 72T AS-DRIVE



- 1/4": 4, 4.5, 5, 5.5, 6, 7, 8, 9, 10, 11, 12, 13, 14 mm (L=25 mm); CrV 50BV30;
- 1/4": 8, 9, 10, 11, 12, 13 mm (L=50 mm); CrV 50BV30;
- 1/4" (50.8, 101.6 mm); CrV 50BV30;
- 1/4"; CrV 50BV30;
- 1/4" (152.4 mm); CrV 50BV30;
- 1/4"; 72T; CrV 6140;
- 1/4" (150 mm); CrV 50BV30;
- 1/4"; CrV 50BV30;
- 1/4": PH0, PH1, PH2 (L=25 mm); AISI S2;
- 1/4": PZ0, PZ1, PZ2 (L=25 mm); AISI S2;
- 1/4": 3, 4, 5 mm (L=25 mm); AISI S2;
- 1/4": 6, 7, 8 mm (L=25 mm); AISI S2;
- 1/4" (150 mm); CrV 6140;
- 1.5, 2.0, 2.5 mm; CrV 6150

YT-14481	900	6

Tool set

20 PCS 1/2" CrV 50BV30 CrV 6140 72T AS-DRIVE



- 1/2": 8, 9, 10, 11, 12, 13, 14, 15, 16, 17, 18, 19, 20, 21, 22, 23, 24 mm (L=38 mm); 27, 30, 32 mm (L=42 mm); CrV 50BV30;
- 1/2" (127, 254 mm); CrV 50BV30;
- 1/2"; CrV 50BV30;
- 1/2": 16, 21 mm; CrV 50BV30;
- 1/2" (255 mm); CrV 50BV30;
- 1/2"; 72T; CrV 6140

YT-3875	3500	6

Tool set

20 PCS 1/2" CrV 50BV30 CrV 6140 72T AS-DRIVE



- 1/2": 10, 11, 12, 13, 14, 15, 16, 17, 18, 19, 22, 24 mm (L=38 mm); CrV 50BV30;
- 1/2": 13, 17, 19 mm (L=76 mm); CrV 50BV30;
- 1/2" (254 mm); CrV 50BV30;
- 3/8"(F) x 1/2"(M); CrV 50BV30;
- 1/2"; CrV 50BV30;
- 1/2": 16 mm; CrV 50BV30;
- 1/2"; 72T; CrV 6140

YT-38691	2400	10

Tool set

25 PCS 1/2" CrV 50BV30 CrV 6140 72T AS-DRIVE



- 1/2": 10, 11, 12, 13, 14, 15, 16, 17, 18, 19, 20, 21, 22, 23, 24 mm (L=38 mm); 27, 30, 32 mm (L=42 mm); CrV 50BV30;
- 1/2" (127 mm); CrV 50BV30;
- 1/2"(F) x 3/8"(M); CrV 50BV30;
- 1/2": 16, 21 mm; CrV 50BV30;
- 1/2" (255 mm); CrV 50BV30;
- 1/2" (317 mm); CrV 50BV30;
- 1/2"; 72T; CrV 6140

YT-38741	3500	2

Tool set

22 PCS 3/8" CrV 50BV30 CrV 6140 72T AS-DRIVE



- 3/8": 6, 7, 8, 9, 10, 11, 12, 13, 14, 15, 16 mm (L=28 mm); 17, 18, 19, 20, 21, 22 mm (L=30 mm); CrV 50BV30;
- 3/8" (76, 152.4 mm); CrV 50BV30;
- 3/8"; CrV 50BV30;
- 3/8" (198 mm); CrV 50BV30;
- 3/8"; 72T; CrV 6140; L=200mm;



YT-38561	1400	10

Tool set

9 PCS 3/8" CrV 50BV30 AS-DRIVE









- 3/8": 8, 10, 11, 12, 13, 14, 16, 17, 19 mm (L=63 mm); CrV 50BV30

YT-3855	630	10

Tool set

3/8" **19** **CrV**
PCS 50BV30





 3/8" (9.5 mm): 10, 11, 13, 14, 15, (L=28mm); 17, 19 mm (L=30 mm); CrV 50BV30;
 3/8" (9.5 mm): 10, 11, 12, 13 mm (L=46 mm); 14, 15, 17, 19 mm (L=63 mm); CrV 50BV30;
 3/8" (9.5 mm); (75 mm); CrV 50BV30;
 3/8" (9.5 mm); (200 mm); 72T; CrV 6140;
 3/8" (9.5 mm); (215 mm); CrV 50BV30;
 3/8" (9.5 mm); CrV 50BV30

YATO 			
YT-38641	3/8"	2300	8

Tool set

3/8" **15** **CrV**
PCS 50BV30






 10, 11, 12, 13, 14, (L=28mm); 15, 17, 19, 21, 22 mm, (L=30mm); L= 28 mm; CrV 50BV30
 75 mm, 150 mm; CrV 50BV30
 200 mm; 72T; CrV 6140
 16 mm, 21 mm; CrV 50BV30

YATO 			
YT-38631	3/8"	1900	10

Sockets set

1/2" **12** **CrV**
PCS 50BV30









 10, 11, 12, 13, 14, 15, 17, 19, 21, 24 mm; L=38 mm; CrV 50BV30;
 250 mm; 72T; CrV 6140;
 125 mm; CrV 50BV30

YATO 			
YT-12621	1/2"	2200	8

Tool set

18 **1/2"** **CrV** **CrV** **72T** **AS-DRIVE**
PCS 50BV30 6140










 11, 13, 14, 15, 17, 19, 21, 22, 23, 24 mm; (L=38 mm);  27, 30, 32 mm; (L=42 mm); CrV 50BV30;  125 mm; CrV 50BV30;
 250 mm; 72T; CrV 6140;
 460 mm; CrV 50BV30;
 16 mm, 21 mm; CrV 50BV30

YATO 			
YT-12641	1/2"	4500	3

Sockets set

1/2" **23** **CrV**
PCS 50BV30











 10, 11, 12, 13, 14, 15, 16, 17, 18, 19, 20, 21, 22, 23, 24 mm; L=38 mm;  27, 30, 32 mm; L=42 mm; CrV 50BV30;  250 mm; 72T; CrV 6140;  125 mm, 250 mm; CrV 50BV30;
 250 mm; CrV 50BV30;  CrV 50BV30

YATO 			
YT-12651	1/2"	5000	5

Sockets set

1/2" **24** **CrV**
PCS 50BV30



 10, 11, 12, 13, 14, 15, 16, 17, 18, 19, 20, 21, 22, 23, 24 mm; (L=38 mm);  27, 30, 32 mm; (L= 42 mm); CrV 50BV30;
 125 mm; CrV 50BV30;
 250 mm; 72T; CrV 6140;
 250 mm; CrV 50BV30;
 CrV 50BV30;
 16 mm, 21 mm; CrV 50BV30

YATO 			
YT-12661	1/2"	4800	5

Sockets set

25 PCS 1/2" CrV 50BV30



10, 11, 12, 13, 14, 15, 16, 17, 18, 19, 20, 21, 22, 23, 24 mm; L=38mm; 27, 30, 32 mm; L=42 mm; CrV 50BV30; 125 mm; CrV 50BV30; 250 mm; 72T; CrV 6140; 250 mm; CrV 50BV30; 50 mm; CrV 50BV30; 16 mm, 21 mm; CrV 50BV30; 315 mm; CrV 50BV30

YATO			
YT-12671	1/2"	5300	5

Tool set

18 PCS 1/2" CrV 50BV30
CrV 6140 72T AS-DRIVE



1/2": 11, 13, 14, 15, 17, 19, 21, 22, 23, 24 mm (L=38 mm); 27, 30, 32 mm (L=42 mm); CrV 50BV30; 1/2" (127 mm); CrV 50BV30; 1/2": 16, 21 mm; CrV 50BV30; 1/2" (457 mm); CrV 50BV30; 1/2"; 72T; CrV 6140

YATO			
YT-3870		3100	6

Sockets set

10 PCS 1/2" CrV 50BV30 AS-DRIVE



1/2": 10, 12, 13, 14, 15, 17, 19, 21, 22, 24 mm (L=76 mm); CrV 50BV30

YATO			
YT-38861		1300	10

Sockets set

12 PCS 1/2" CrV 50BV30 CrV 6140 72T AS-DRIVE




1/2": 10, 11, 12, 13, 14, 15, 17, 19, 21, 24 mm (L=38 mm); CrV 50BV30; 1/2" (127 mm); CrV 50BV30; 1/2"; 72T; CrV 6140

YATO			
YT-38821		1400	10

Sockets set

19 PCS 1/2" CrV 50BV30
CrV 6140 72T AS-DRIVE



1/2": 8, 9, 10, 11, 12, 13, 14, 15, 16, 17, 19, 21, 22, 23, 24 mm (L=38 mm); 27, 30, 32 mm (L=42 mm); CrV 50BV30; 1/2"; 72T; CrV 6140

YATO			
YT-38681		2100	10

Tool set

12 PCS 1/2" CrV 50BV30
CrV 6140 72T AS-DRIVE



1/2": 10, 11, 12, 13, 14, 15, 17, 19, 21, 24 mm (L=38 mm); CrV 50BV30; 1/2" (127 mm); CrV 50BV30; 1/2"; 72T; CrV 6140

YATO			
YT-38671		1400	10

Tool set

147 PCS **CrV SK2 S2**



- 1/4" (6.3 mm);
- 200 mm;
- 160 mm; CrV 55;
- 160 mm; CrV 55;
- 160 mm; CrV 55;
- 12-220V;
- 190 mm;
- PVC 0.13 mm 19 mm x 20 m;
- LED;
- 8 oz;
- 3 m x 16 mm;
- 150mm;
- 9 mm, SK2

- E8x10PCS;
- 4x3x10PCS;
- 1.6x25x50PCS;
- 20LBx15PCS;
- 3x30x14PCS;
- 2.6x25x15PCS;
- 3.2x38x10PCS;
- M5x20x5PCS;

YATO		
YT-39000	3500	1

Tool set

169 PCS **CrV SK2 S2 GRADE II**



- 160 mm; Cr-Ni ;
- 200 mm;
- 1/4" (6.3 mm);
- 8 oz;
- 1/4" (6.3 mm); 3, 4, 5.5, 6 mm (L=25mm); AISI S2;
- 1/4" (6.3 mm); PH1, PH2, PH3 (L=25 mm); AISI S2;
- 1/4" (6.3 mm); 2, 2.5, 3, 4, 5, 6 mm (L=25 mm); AISI S2;
- 1/4" (6.3 mm); T8, T10, T15, T20, T25, T27 (L=25 mm); AISI S2;
- 9 mm, SK2
- 3 m x 16 mm; L=95mm;
- 190 mm;
- 150mm; ;
- 30W; **HARDWARE SETS**
- 1.0mm; **LED**;
- 140 mm;
- 12-220V;
- PVC 0.13 mm 19 mm x 20 m;

YATO		
YT-39291	3000	1

Tool set

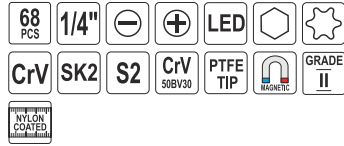
29 PCS **CrV SK2 S2**



- 1.4x50 mm, 2.0x50mm, 2.4x50mm, 6x100mm, PH00x50mm, PH0X50mm, PH1x50mm, PH2x100 mm;
- 200 mm;
- 160 mm; CrV 55;
- 160 mm; CrV 55;
- 250 mm; CrV;
- 2,6 m m ; 205 mm;
- 12-220V;
- 190 mm;
- PVC 0.13 mm 19 mm x 20 m;
- LED;
- 8 oz
- 3 m x 16 mm;
- 150mm;
- 9 mm, SK2
- 1.5, 2.0, 2.2, 3.0, 4.0, 5.0, 5.5, 6.0mm;

YATO		
YT-39001	4350	2

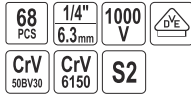
Tool set



- 1/4" (63mm): 4, 4.5, 5, 5.5, 6, 7, 8, 9, 10, 11, 12, 13mm (L=25mm);
- 1/4" (150 mm); 1/4", 2.3 mm;
- 1.4x50 mm, 2.0x50mm, 2.4x50mm, 5.0x75mm, 6x100mm, PH00x50mm, PH0X50mm, PH1x50mm, PH1x75mm, PH2x100 mm;
- 150 mm;
- 160 mm; CrV 55;
- 160 mm; CrV 55;
- 250 mm; CrV;
- 2.6 m m; 205 mm;
- 5-6mm; 175mm;
- 12-220V;
- 30W;
- 19.5x190 mm;
- 205 mm; 3CR13;
- 140 mm;
- PVC 0,13 mm 19 mm x 20 mm;
- 1/4" (6.3 mm): 3, 4, 5, 5, 6 mm (L=25 mm); AISI S2;
- 1/4" (6.3 mm): PH1, PH2, PH3 (L=25 mm); AISI S2;
- 1/4" (6.3 mm): 2, 2.5, 3, 4, 5, 6 mm (L=25 mm); AISI S2;
- 1/4" (6.3 mm): T8, T10, T15, T20, T25, T27 (L=25 mm); AISI S2;
- LED; 9 mm, SK2 3 m x 16 mm;
- 1.5, 2.0, 2.5, 3.0, 4.0, 5.0, 6.0, 8.0, 10.0mm;
- 180x90x40mm

YT-39004	4850	2

Tool set



- 1/4" (6.3 mm): 4, 4.5, 5, 5.5, 6, 7, 8, 9, 10, 11, 12, 13 mm (L=25 mm); CrV 50BV30;
- 140 mm; 190 mm; 3CRB;
- 150 mm; 160 mm; 1000 V; CrV;
- 160 mm; 1000 V; CrV; 3 m x 16 mm;
- 175 mm; 1000V 19.5 x 190 mm;
- 1.5 V; 9 LED; 9 mm;
- 19 mm x 20 mm; 10 g;
- 1/4" (6.3 mm); (150 mm); CrV 50BV30;
- 1/4" (6.3 mm) x 1/4" (6.3 mm); CrV 50BV30;
- 1.4, 2.0, 2.4 mm; PH00, PH0, PH01; S2;
- 4x75, 5.5x125, PH1x80, PH2x100 mm; 1000V; S2;
- 1/4" (6.3 mm): 3.0, 4.0, 5.0, 5.5, 6.0 mm (L=25 mm); AISI S2 / CrV 6150;
- 1/4" (6.3 mm): PH1, PH2, PH3 (L=25 mm); AISI S2 / CrV 6150;
- 1/4" (6.3 mm): 2.0, 2.5, 3.0, 4.0, 5.0, 6.0 mm (L=25 mm); AISI S2 / CrV 6150;
- 1/4" (6.3 mm): T8, T10, T15, T20, T25, T27 (L=25 mm); AISI S2 / CrV 6150;
- 1.5, 2.0, 2.5, 3.0, 4.0, 5.0, 6.0, 7.0, 8.0, 10 mm; CrV 6150
- 30W 12-220V
- 126x70x24mm

YT-39009	4850	2

Tool set



- 1/2": 10, 11, 12, 13, 14, 15, 16, 17, 18, 19, 20, 21, 22, 23, 24 mm (L=38 mm); 27, 30, 32 mm (L=42 mm); CrV 50BV30;
- 1/2": 10, 13, 17, 19 mm (L=76 mm); CrV 50BV30;
- 1/2" (127, 254 mm); CrV 50BV30;
- 1/2"; CrV 50BV30; 1/2": 16, 21 mm; CrV 50BV30;
- 1/2" (255 mm); CrV 50BV30;
- 8, 10, 11, 12, 13, 14, 17, 19, 22 mm; CrV;
- 1/2"; 72T; CrV 6140

YT-3876	4700	6

Tool set

46 PCS 1/2" CrV 50BV30 CrV 6140
METRIC & S.A.E. 72T AS-DRIVE



- 1/2": 8, 9, 10, 11, 12, 13, 14, 15, 16, 17, 18, 19, 20, 21, 22, 23, 24 mm (L=38 mm); 27, 30, 32 mm (L=42 mm); CrV 50BV30;
- 1/2": 10, 12, 13, 14, 15, 17, 19 mm (L=76 mm); CrV 50BV30;
- 1/2" (127, 254 mm); CrV 50BV30;
- 3/8"; CrV 50BV30;
- 1/2"; CrV 50BV30;
- 1/2": 16, 21 mm; CrV 50BV30;
- 1/2" (254 mm); CrV 50BV30;
- 1/2"x3/8", 1/2"x7/16", 1/2"x1/2", 1/2"x9/16", 1/2"x5/8", 1/2"x11/16", 1/2"x3/4", 1/2"x13/16", 1/2"x7/8", 1/2"x15/16", 1/2"x1"; CrV 50BV30;
- 1/2"; 72T; CrV 6140

YATO		
YT-3877	5200	6

Tool set

77 PCS 1/2" 1/4" CrV 50BV30 CrV 6140
CrV 6150 S2 72T AS-DRIVE



- 1/2": 10, 11, 12, 13, 14, 15, 17, 19, 22, 24 mm (L=38 mm); 27, 30, 32 mm (L=42 mm); 1/4": 4, 5, 6, 7, 8, 9, 10, 11, 12 mm (L=25 mm); CrV 50BV30;
- 1/2" (127, 254 mm); 1/4" (76, 101.6 mm); CrV 50BV30;
- 1/2", 1/4"; CrV 50BV30;
- 1/2": 16, 21 mm; CrV 50BV30;
- 1/4"; CrV 50BV30;
- 1/4": T10, T15, T20, T25, T30 (L=25 mm); AISI S2;
- 1/4": PH0, PH1, PH2, PH3 (L=25 mm); AISI S2;
- 1/4": PZ1, PZ2, PZ3 (L=25 mm); AISI S2;
- 1/4": 3, 4, 5.5, 7 mm (L=25 mm); AISI S2;
- 1/4": 2, 3, 4, 5, 6 mm (L=25 mm); AISI S2;
- 1/4"x1/4"; CrV;
- 7, 8, 9, 10, 11, 12, 13, 14, 15, 17, 19 mm; CrV;
- 14x15, 12x13, 10x11, 8x9 mm; CrV 6140;
- 1/2", 1/4"; 72T; CrV 6140;
- 1.5, 2, 2.5, 5, 6, 8, 10 mm; CrV 6150

YATO		
YT-38781	4700	2

Tool set

82 PCS 1/2" 1/4" CrV 50BV30
CrV 6140 S2 72T AS-DRIVE



- 1/2": 14, 15, 16, 17, 18, 19, 20, 22, 24 mm (L=38 mm); 27, 30, 32 mm (L=42 mm); 1/4": 4, 4.5, 5, 5.5, 6, 7, 8, 9, 10, 11, 12, 13, 14 mm (L=25 mm); CrV 50BV30;
- 1/2" (127, 254 mm); 1/4" (50.8, 101.6 mm); CrV 50BV30;
- 3/8"(F) x 1/2"(M); CrV 50BV30;
- 1/4" (150 mm); CrV 6140;
- 1/2", 1/4"; CrV 50BV30;
- 1/2": 16, 21 mm; CrV 50BV30;
- 1/4" (152 mm); CrV 50BV30;
- 1/2", 1/4"; 72T; CrV 6140;
- 1/4" (150 mm); CrV 50BV30;
- 1/4"x1/4"; 1/2"x5/16"; CrV 50BV30;
- 5/16": PH3, PH4 (L=30 mm); AISI S2;
- 5/16": PZ3, PZ4 (L=30 mm); AISI S2;
- 5/16": 8, 10, 12 mm (L=30 mm); AISI S2;
- 5/16": 8, 10, 12, 14 mm (L=30 mm); AISI S2;
- 5/16": T40, T45, T50, T55 (L=30 mm); AISI S2;
- 1/4": T8, T10, T15, T20, T25, T30; AISI S2 / CrV 50BV30;
- 1/4": PH1, PH2; AISI S2 / CrV 50BV30;
- 1/4": PZ1, PZ2; AISI S2 / CrV 50BV30;
- 1/4": 3, 4, 5, 6 mm; AISI S2 / CrV 50BV30;
- 1/4": 4, 5.5, 7 mm; AISI S2 / CrV 50BV30;
- 8, 10, 11, 12, 13, 14, 17, 19, 22 mm; CrV

YATO		
YT-12691	4800	4

Tool set

- 94 PCS
- 1/2"
- 1/4"
- CrV 50BV30
- CrV 6140
- CrV 6150
- S2
- 72T
- AS-DRIVE



- 1/2": 10, 11, 12, 13, 14, 15, 16, 17, 18, 19, 20, 21, 22, 23, 24 mm (L=38 mm); 27, 30, 32 mm (L=42 mm);
- 1/4": 4, 4.5, 5, 5.5, 6, 7, 8, 9, 10, 11, 12, 13, 14 mm (L=25 mm); CrV 50BV
- 30;
- 1/2": 14, 15, 17, 19 mm (L=76 mm);
- 1/4": 6, 7, 8, 9, 10, 11, 12, 13 mm (L=50 mm); CrV 50BV30;
- 1/2" (127, 254 mm); 1/4" (50.8, 101.6 mm); CrV 50BV30;
- 3/8"(F) x 1/2"(M); CrV 50BV30;
- 1/4" (150 mm); CrV;
- 1/2", 1/4"; CrV 50BV30;
- 1/2": 16, 21 mm; CrV 50BV30;
- 1/4" (152 mm); CrV 50BV30;
- 1/2", 1/4"; 72T; CrV 6140;
- 1/4" (150 mm); CrV 50BV30;
- 5/16": 8, 10, 12, 14 mm (L=30 mm); AISI S2;
- 5/16": 8, 10, 12 mm (L=30 mm); AISI S2;
- 5/16": PH3, PH4 (L=30 mm); AISI S2;
- 5/16": PZ3, PZ4 (L=30 mm); AISI S2;
- 5/16": T40, T45, T50, T55 (L=30 mm); AISI S2;
- 1/2"x5/16"; CrV 50BV30; 1/4"x1/4"; CrV 50BV30;
- 1/4": T8, T10, T15, T20, T25, T30; AISI S2 / CrV 6150;
- 1/4": 3, 4, 5, 6 mm; AISI S2 / CrV 6150;
- 1/4": PZ1, PZ2; AISI S2 / CrV 6150;
- 1/4": PH1, PH2; AISI S2 / CrV 6150;
- 1/4": 4, 5.5, 7 mm; AISI S2 / CrV 6150;
- 1.5, 2, 2.5 mm; CrV 6150



YATO		
YT-12681	5000	2

Tool set

- 56 PCS
- 1/4" 6.3mm
- CrV 50BV30
- 72T
- CrV 6150
- CrV 6140
- S2
- AS-DRIVE



- 1/4" (6.3 mm): 4, 4.5, 5, 5.5, 6, 7, 8, 9, 10, 11, 12, 13 mm (L=25 mm); CrV 50BV30;
- 1/4" (6.3 mm): 6, 7, 8, 9, 10, 11, 12, 13 mm (L=50 mm); CrV 50BV30;
- 1/4" (6.3 mm): E4, E5, E6, E7, E8, E10; CrV 50BV30;
- 1/4" (6.3 mm): (76, 152.4 mm); CrV 50BV30;
- 1/4" (6.3 mm); (150 mm); CrV 6140;
- 1/4" (6.3 mm); CrV 50BV30;
- 1/4" (6.3 mm); (152.4 mm); CrV 50BV30;
- 1/4" (6.3 mm); (155 mm); 72T; CrV 6140;
- 1/4" (6.3 mm); (150 mm); CrV 50BV30;
- 1/4" (6.3 mm) (F) x 3/8" (9.5 mm) (M); CrV 50BV30;
- 1/4" (6.3 mm): 4, 5.5, 6.5 mm (L=37 mm); AISI S2 / CrV 6150;
- 1/4" (6.3 mm): PH1, PH2, PH3 (L=37 mm); AISI S2 / CrV 6150;
- 1/4" (6.3 mm): PZ1, PZ2, PZ3 (L=37 mm); AISI S2 / CrV 6150;
- 1/4" (6.3 mm): T8, T10, T15, T20, T25, T30, T40 (L=37 mm); AISI S2 / CrV 6150;
- 1/4" (6.3 mm): 3, 4, 5, 6, 7, 8 mm (L=37 mm); AISI S2 / CrV 6150

YATO		
YT-14501	1/4" (6.3 mm)	10

Tool set

- 58 PCS
- 3/8"
- CrV 50BV30
- AS-DRIVE
- S2
- 72T
- AS-DRIVE



- 3/8": 6, 7, 8, 9, 10, 11, 12, 13, 14, 15, 16 mm (L=28 mm); 17, 18, 19, 20, 21, 22, 24 mm (L=30 mm); CrV 50BV30;
- 3/8": 8, 10, 11, 12, 13, 14, 15, 17, 19 mm (L=63 mm); CrV 50BV30;
- 3/8": (76, 254 mm); CrV 50BV30;
- 3/8"; CrV 50BV30;
- 3/8": 16, 21 mm; CrV 50BV30;
- 3/8": (200 mm); 72T; CrV 6140;
- 1/2" (12.7 mm) (F) x 3/8" (9.5 mm) (M); CrV 50BV30;
- 3/8": 5.5, 6.5, 8 mm (L=50 mm); AISI S2 / CrV 6150;
- 3/8": PH1, PH2, PH3 (L=50 mm); AISI S2 / CrV 6150;
- 3/8": PZ1, PZ2 (L=50 mm); AISI S2 / CrV 6150;
- 3/8": T10, T15, T20, T25, T30, T40, T45, T50, T55 (L=50 mm); AISI S2 / CrV 6150;
- 3/8": 3, 4, 5, 6, 7, 8, 10 mm (L=50 mm); AISI S2 / CrV 6150

YATO		
YT-3857	3100	6

Tool set

100
PCS

CrV
6140



1/2" (12.7 mm): 10, 11, 12, 13, 14, 15, 16, 17, 18, 19, 20, 21, 22, 23, 24 mm (L=38 mm); 27, 30, 32 mm (L=42 mm); 1/4" (6.3 mm): 4, 4.5, 5, 5.5, 6, 7, 8, 9, 10, 11, 12, 13, 14 mm (L=25 mm); CrV 50BV30;
 1/4" (6.3 mm): 6, 7, 8, 9, 10, 11, 12, 13 mm (L=50 mm); CrV 50BV30; 1/2" (12.7 mm): (127, 254 mm); 1/4" (6.3 mm); (50.8, 101.6 mm); CrV 50BV30; 3/8" (9.5 mm) (F) x 1/2" (12.7 mm) (M); CrV 50BV30;
 1/4" (6.3 mm); (150 mm); CrV 50BV30;
 1/2" (12.7 mm); 1/4" (6.3 mm); CrV 50BV30;
 1/2" (12.7 mm): 16, 21 mm; CrV 50BV30;
 1/4" (6.3 mm); (152.4 mm); CrV 40;
 1/2" (12.7 mm); (255 mm); 1/4" (6.3 mm); (155 mm); 72T; CrV 6140; 1/4" (6.3 mm); (150 mm); CrV 50BV30; 1/2" (12.7 mm) x 5/16" (7.9 mm); CrV 6140; 1/4" (6.3 mm) x 1/4" (6.3 mm); CrV 6140; 1/4" (6.3 mm) x 1/4" (6.3 mm); CrV 6140; 1/4" (6.3 mm); (L=60 mm); 5/16" (7.9 mm): 8, 10, 12 mm (L=30 mm); AISI S2; 1/4" (6.3 mm): 4 mm (L=50 mm); AISI S2; 1/4" (6.3 mm): 3, 4, 5.5, 7 mm (L=25 mm); AISI S2; 5/16" (7.9 mm): PH3, PH4 (L=30 mm); AISI S2; 1/4" (6.3 mm): PH1 (L=50 mm); AISI S2; 1/4" (6.3 mm): PH0, PH1, PH2, PH3, (L=25 mm); AISI S2; 5/16" (7.9 mm): PZ3, PZ4 (L=30 mm); AISI S2; 1/4" (6.3 mm): PZ1, PZ2, PZ3 (L=25 mm); AISI S2; 5/16" (7.9 mm): T40, T45, T50, T55 (L=30 mm); AISI S2; 1/4" (6.3 mm): T10, T15, T20, T25, T30 (L=25 mm); AISI S2; 5/16" (7.9 mm): 8, 10, 12, 14 mm (L=30 mm); AISI S2; 1/4" (6.3 mm): 2, 3, 4, 5, 6 mm (L=25 mm); AISI S2; 1.5, 2.0, 2.5 mm; CrV 6150; 3.6V; 5V = 300mA;



YATO			
YT-12685	1/2"(12.7mm)	1/4"(6.3mm)	2

Tool set

108
PCS

1/2"

1/4"

CrV
50BV30

CrV
6140

CrV
6150

S2

72T

AS-DRIVE



1/2": 10, 11, 12, 13, 14, 15, 16, 17, 18, 19, 20, 21, 22, 24 mm (L=38 mm); 27, 30, 32 mm (L=42 mm); 30;
 1/4": 4, 4.5, 5, 5.5, 6, 7, 8, 9, 10, 11, 12, 13, 14 mm (L=25 mm); CrV 50BV
 1/2": 14, 15, 17, 19, 22 mm (L=76 mm);
 1/4": 6, 7, 8, 9, 10, 11, 12, 13 mm (L=50 mm); CrV 50BV30;
 1/2" (127, 254 mm); 1/4" (50.8, 101.6 mm); CrV 50BV30;
 1/2", 1/4"; CrV 50BV30;
 1/2": 16, 21 mm; CrV 50BV30;
 1/4" (152.4 mm); CrV 50BV30;
 1/2", 1/4"; 72T; CrV 6140;
 1/2"(F) x 5/16"(F);
 1/4" (150 mm); CrV 50BV30;
 1/4": T8, T10, T15, T20, T25, T27, T30; AISI S2 / CrV 50BV30;
 1/4": PH1, PH2; AISI S2 / CrV 50BV30;
 1/4": PZ1, PZ2; AISI S2 / CrV 50BV30;
 1/4": 4, 4.5, 5, 6, 6.5 mm; AISI S2 / CrV 50BV30;
 1/4": 3, 4, 5, 6; AISI S2 / CrV 50BV30;
 5/16": PH3, PH4 (L=30 mm); AISI S2;
 5/16": PZ3, PZ4 (L=30 mm); AISI S2;
 5/16": T40, T45, T50, T55, T60; (L=30 mm); AISI S2;
 5/16": 8, 10, 12 mm (L=30 mm); AISI S2;
 5/16": 1.5, 2, 2.5 mm; CrV 6150;



YATO		
YT-38791	5600	2

Tool set

120
PCS

1/2"

3/8"

1/4"

CrV
50BV30

CrV
6140

S2

METRIC & S.A.E.

72T

AS-DRIVE



1/2": 20, 21, 22, 24 mm (L=38 mm); 27, 30, 32 mm (L=42 mm);
 3/8": 9, 10, 11, 12, 13, 14, 15, 16 mm (L=28 mm); 17, 18, 19 mm (L=30 mm);
 1/4": 4, 5, 6, 7, 8, 9, 10, 11, 12, 13 mm (L=25 mm); CrV 50BV30;
 3/8": 13, 14, 15, 17 mm (L=63 mm);
 1/2", 3/8", 1/4" (50.8 mm); CrV 50BV30;
 3/8" (76, 152.4 mm);
 1/4" (50.8 mm); CrV 50BV30;
 1/2", 3/8", 1/4"; CrV 50BV30;
 3/8": 16, 21 mm; CrV 50BV30;
 1/2", 3/8", 1/4"; 72T; CrV 6140;
 1/4" (150 mm); CrV 50BV30;
 1/4": T10, T15, T20, T25, T27, T30, T40 (L=25 mm); AISI S2;
 1/4"x1/4"; CrV;
 3/8": T20, T30, T40, T45, T50, T55, T60; AISI S2 / CrV 50BV30;
 3/8": PH1, PH2; AISI S2 / CrV 50BV30;
 3/8": PZ1, PZ2; AISI S2 / CrV 50BV30;
 3/8": 5.5, 6.5 mm; AISI S2 / CrV 50BV30;
 3/8": 3, 4, 5, 6 mm; AISI S2 / CrV 50BV30;
 8, 9, 10, 11, 12, 13, 14, 17, 18, 19 mm; CrV;
 1/4"x5/32", 1/4"x3/16", 1/4"x7/32", 1/4"x1/4", 1/4"x9/32",
 1/4"x5/16", 1/4"x11/32", 1/4"x3/8", 1/4"x7/16", 1/4"x1/2",
 3/8"x3/8", 3/8"x7/16", 3/8"x1/2", 3/8"x9/16", 3/8"x5/8",
 3/8"x11/16", 3/8"x3/4", 3/8"x13/16", 3/8"x7/8", 1/2"x15/16",
 1/2"x1", 1/2"x1-1/16", 1/2"x1-1/4"; CrV 50BV30;
 1/2": 17, 19, 21, 23 mm; CrV 50BV30;
 3/8": E8, E10, E11, E12, E14, E16, E18, E20 mm; CrV 50BV30;



YATO		
YT-38801	7500	2

Tool set

150 PCS 1/2" 3/8" 1/4" CrV 50BV30 CrV 6140
CrV 6150 S2 METRIC & S.A.E. 72T AS-DRIVE



- 1/2": 20, 21, 22, 24 mm (L=38 mm); 27, 30, 32 mm (L=42 mm); 3/8": 9, 10, 11, 12, 13, 14, 15, 16 mm (L=28 mm); 17, 18, 19 mm (L=30 mm); 1/4": 4, 5, 6, 7, 8, 9, 10, 11, 12, 13 mm (L=25 mm); CrV 50BV30;
- 1/2": 10, 12, 13, 14, 17, 19 mm (L=76 mm); 3/8": 10, 11, 12, 13, 14, 15 mm (L=63 mm); 1/4": 4, 5, 6, 7, 8, 9 mm (L=50 mm); CrV 50BV30;
- 1/2" (127, 254 mm); 3/8" (76, 152.4 mm); 1/4" (50.8 mm); CrV 50BV30;
- 1/2", 3/8", 1/4"; CrV 50BV30;
- 3/8": 16, 21 mm; CrV 50BV30;
- 1/2", 3/8", 1/4"; 72T; CrV 6140;
- 1/4" (150 mm); CrV 50BV30;
- 1/4": T10, T15, T20, T25, T27, T30, T40 (L=25 mm); AISI S2;
- 1/4"x1/4"; CrV;
- 3/8": 4, 5.5, 6.5 mm; AISI S2 / CrV 50BV30;
- 3/8": PH1, PH2, PH3; AISI S2 / CrV 50BV30;
- 3/8": PZ1, PZ2, PZ3; AISI S2 / CrV 50BV30;
- 3/8": T20, T30, T40, T45, T50, T55, T60; AISI S2 / CrV 50BV30;
- 3/8": 3, 4, 5, 6, 8, 10 mm; AISI S2 / CrV 50BV30;
- 8, 9, 10, 11, 12, 13, 14, 15, 16, 17, 18, 19 mm; CrV;
- 1/4"x5/32", 1/4"x3/16", 1/4"x7/32", 1/4"x1/4", 1/4"x9/32", 1/4"x5/16", 1/4"x11/32", 1/4"x3/8", 1/4"x7/16", 1/4"x1/2", 3/8"x3/8", 3/8"x7/16", 3/8"x1/2", 3/8"x9/16", 3/8"x5/8", 3/8"x11/16", 3/8"x3/4", 3/8"x13/16", 3/8"x7/8", 1/2"x15/16", 1/2"x1", 1/2"x1-1/16", 1/2"x1-1/4"; CrV 50BV30;
- 1/2": 17, 19, 21, 23 mm; CrV 50BV30;
- 3/8": E8, E10, E11, E12, E14, E16, E18, E20 mm; CrV 50BV30;
- 8x10, 12x13, 17x19 mm;
- 1.5, 2, 2.5, 3, 4, 5, 6, 7, 8, 10 mm; CrV 6150

YATO		
YT-38811	9100	2

Tool set

215 PCS 1/2" 3/8" 1/4" CrV 50BV30 CrV 6140
CrV 6150 S2 72T AS-DRIVE MAGNETIC



- 1/2": 10, 11, 12, 13, 14, 15, 17, 19, 20, 21, 22, 24 mm (L=38 mm); 27, 30, 32 mm (L=42 mm); 3/8": 10, 11, 12, 13, 14, 15, 16 mm (L=28 mm); 17, 18, 19 mm (L=30 mm); 1/4": 4, 4.5, 5, 5.5, 6, 7, 8, 9, 10, 11, 12, 13, 14 mm (L=25 mm); CrV 50BV30;
- 1/2": 16, 17, 18, 19, 22 mm (L=76 mm); 3/8": 10, 11, 12, 13, 14, 15 mm (L=63 mm); 1/4": 4, 5, 6, 7, 8, 9, 10 mm (L=50 mm); CrV 50BV30;
- 1/2" (127, 254 mm); 3/8" (125 mm); 1/4" (50.8, 101.6 mm); CrV 50BV30;
- 1/2", 3/8", 1/4"; CrV 50BV30;
- 1/2": 16, 21 mm; 3/8": 18 mm; CrV 50BV30;
- 1/2" (255 mm); 1/4" (152.4 mm); CrV 50BV30;
- 1/2", 3/8", 1/4"; 72T; CrV 6140;
- 1/4" (150 mm); CrV 50BV30;
- 1/4" (220 mm); CrV 6140;
- 1/4"x1/4", 3/8"x5/16", 1/2"x5/16"; CrV 6140;
- 5/16": 5.5, 6, 6.5, 7, 8 mm (L=30 mm); AISI S2; 1/4": 5.5, 6, 6.5, 7, 8 mm (L=25 mm); AISI S2;
- 5/16": M5, M6, M8, M10 (L=30 mm); AISI S2; 1/4": M5, M6, M8, M10 (L=37 mm); AISI S2;
- 5/16": T25, T27, T30, T35, 2xT40, T45, T50 (L=30 mm); AISI S2; 1/4": T8, T10, T15, T20, T25 (L=20 mm); AISI S2; 1/2": T55, T60 (L=50 mm); AISI S2 / CrV 6150;
- 5/16": T27, T30, T35, T40, T45, T50 (L=30 mm); AISI S2; 1/4": T8, 2XT10, 2XT15, 2XT20, 2XT25, T40 (L=25 mm); AISI S2;
- 5/16": PH3, PH4 (L=30 mm); AISI S2; 1/4": PH1, PH2 (L=25 mm); AISI S2;
- 5/16": PZ3, PZ4 (L=30 mm); AISI S2; 1/4": PZ1, PZ2 (L=25 mm); AISI S2;
- 5/16": 6, 6.5, 8 mm (L=30 mm); AISI S2; 1/4": 4.5, 5, 6, 6.5 mm (L=25 mm); AISI S2;
- 1/4": S1, S2 (L=25 mm); AISI S2;
- 1/4": 4, 6, 8 mm (L=25 mm); AISI S2;
- 1/4": 6, 8, 10 mm (L=25 mm); AISI S2;
- 1/4": 1, 2, 3 mm (L=25 mm); AISI S2;
- 1/2": T55, T60; AISI S2 / CrV 50BV30; 1/4": T25, T27, T30, T35, 2xT40, T45, T50; AISI S2 / CrV 50BV30;
- 1/4": T27, T30, T35, T40, T45, T50; AISI S2 / CrV 50BV30;
- 1/4": 5, 5.5, 6, 6.5, 7, 8 mm; AISI S2 / CrV 50BV30;
- 1/4": PZ3, PZ4; AISI S2 / CrV 50BV30;
- 1/4": PH3, PH4; AISI S2 / CrV 50BV30;
- 1/4": 6, 6.5, 8 mm; AISI S2 / CrV 50BV30;
- 8, 10, 11, 12, 13, 14, 15, 16, 17, 18, 19, 22 mm; CrV;
- 1.27, 1.5, 2, 2.5, 3, 4, 5 mm; CrV 6150
- 1/2": E20, E22, E24; 3/8": E10, E11, E12, E14, E16, E18; 1/4": E4, E5, E6, E7, E8, CrV 6150

YATO		
YT-38841	9100	2

Tool set

128 PCS 1/2" 3/8" 1/4" 12.5 mm 10 mm 6.3 mm
CrV 50BV30 CrV 6140 CrV 6150 S2 72T AS-DRIVE



- 1/2" (12.7 mm): 14, 15, 16, 17, 18, 19, 20, 21, 22, 24 mm (L=38 mm); 27, 30, 32 mm (L=42 mm); 3/8" (9.5 mm): 10, 11, 12, 13, 14, 15, 16 mm (L=28 mm); 17, 18 mm (L=30 mm); 1/4" (6.3 mm): 6, 7, 8, 9, 10, 11, 12, 13 mm (L=25 mm); CrV 50BV30;
- 1/2" (12.7 mm): 17, 18, 19, 22 mm (L=76 mm); 3/8" (9.5 mm): 8, 10, 12, 13, 14, 15 mm (L=63 mm); 1/4" (6.3 mm): 6, 7, 8, 10, 12, 13 mm (L=50 mm); CrV 50BV30;
- 1/2" (127, 254 mm); 3/8" (125 mm); 1/4" (50.8, 101.6 mm); CrV 50BV30;
- 1/2", 3/8", 1/4"; CrV 50BV30;
- 1/2" (12.7 mm); (150, 250 mm); 3/8" (9.5 mm); (150, 250 mm); 1/4" (6.3 mm); (50, 100 mm); CrV 50BV30;
- 1/2" (12.7 mm); 3/8" (9.5 mm); 1/4" (6.3 mm); CrV 50BV30;
- 1/2" (12.7 mm): 16, 21 mm; CrV 50BV30;
- 3/8" (9.5 mm); (198 mm), 1/4" (6.3 mm); (152.4 mm); CrV 50BV30;
- 1/2" (12.7 mm); 3/8" (9.5 mm); 1/4" (6.3 mm); 72T; CrV 6140;
- 1/4" (6.3 mm); (150 mm); CrV 50BV30;
- 1/2" (12.7 mm); (250 mm); CrV 50BV30;
- 1/2" (12.7 mm) x 5/16" (7.9 mm), 3/8" (9.5 mm) x 1/4" (6.3 mm); CrV 6140;
- 3/8" (9.5 mm) (F) x 1/2" (12.7 mm) (M); CrV 50BV30;
- 1/4" (6.3 mm) x 1/4" (6.3 mm); CrV;
- 3/8" (9.5 mm) x 5/16" (7.9 mm); CrV 50BV30;
- 5/16" (8 mm): 6, 7, 8, 10, 12 mm (L=70 mm); AISI S2 / CrV 6150;
- 1/4" (6.3 mm): T8, T10 (L=25 mm); 3/8" (9.5 mm): T20, T30, T40, T45, T50, T55 (L=70 mm); AISI S2 / CrV 6150;
- 5/16" (8 mm): PH1, PH2, PH3 (L=70 mm); AISI S2 / CrV 6150;
- 1/4" (6.3 mm): PZ1, PZ2 (L=25 mm); AISI S2 / CrV 6150;
- 5/16" (8 mm): 5.5, 6.5 mm (L=70 mm); AISI S2 / CrV 6150;
- 1/4" (6.3 mm): PH1, PH2; AISI S2 / CrV 50BV30;
- 1/4" (6.3 mm): 4.0, 5.5, 6.5 mm; AISI S2 / CrV 50BV30;
- 1/4" (6.3 mm): 3, 4, 5, 6 mm; AISI S2 / CrV 50BV30;
- 1/4" (6.3 mm): T8, T10, T15, T20, T25, T30, T40; AISI S2 / CrV 50BV30;
- 8, 10, 12, 13, 14, 15, 16, 17, 18, 19 mm; CrV;
- 1.5, 2, 2.5 mm; CrV 6150;
- 1/2" (12.7 mm): 17, 19, 21, 22 mm; CrV 50BV30;
- 3/8" (9.5 mm): E8, E10, E11, E12, E14, E16; CrV 50BV30

YATO		
YT-38872	9100	2

Tool set

129 PCS	1/2"	3/8"	1/4"	CrV 6150	CrV 6140	CrV 50BV30
12.5 mm	10 mm	6.3 mm	S2	SVC M55	72T	AS-DRIVE
CrV 55						



- 1/2" (12.5 mm): 12, 13, 14, 15, 16, 17, 18, 19, 20, 21, 22, 24 mm (L=38 mm); 27, 30, 32 mm (L=42 mm);
- 3/8" (10 mm): 10, 11, 12, 13, 14, 15, 16 mm (L=28 mm); 17, 18, 19 mm (L=30 mm);
- 1/4" (6.3 mm): 4, 4.5, 5, 5.5, 6, 7, 8, 9, 10, 11, 12, 13, 14 mm (L=25 mm); CrV 50BV30;
- 1/2" (12.5 mm): 10, 12, 13, 14, 17, 19 mm (L=76 mm); 1/4" (6.3 mm): 4, 5, 6, 7, 8, 9 (L=50 mm); CrV 50BV30;
- 3/8": 16, 21 mm; CrV 50BV30;
- 1/2" (12.5 mm) (L=127, 254 mm); 3/8" (10 mm) (L=76, 152 mm); 1/4" (6.3 mm) (L=50 mm); CrV 50BV30;
- 1/2" (12.5 mm); 3/8" (10 mm); 1/4" (6.3 mm); CrV 50BV30;
- 1/4" (L=150 mm); CrV 50BV30;
- 1/2" (12.5 mm); 3/8" (10 mm); 1/4" (6.3 mm); 72T; CrV 6140;
- 8, 10, 11, 12, 13, 14, 15, 16, 17, 18, 19, 22 mm; CrV;
- 3/8" (10 mm): 4.0, 5.5, 6.5 mm; AISI S2 / CrV 50BV30;
- 3/8" (10 mm): PH1, PH2, PH3; AISI S2 / CrV 50BV30;
- 3/8" (10 mm): PZ1, PZ2, PZ3; AISI S2 / CrV 50BV30;
- 3/8" (10 mm): T20, T30, T40, T45, T50, T55, T60; AISI S2 / CrV 50BV30;
- 3/8" (10 mm): 3, 4, 5, 6, 8, 10 mm; AISI S2 / CrV 50BV30;
- 3x75, 4x100, 6.5x150, PH1x75, PH2x100, PH3x150 mm; SVC55;
- 180 mm; CrV 55;
- 160 mm; CrV 55;
- 160 mm; CrV 55;
- 1/2" (12.5 mm): 17, 19, 21, 23 mm; CrV 50BV30;
- 3/8" (10 mm): E8, E10, E11, E12, E14, E16, E18, E20; CrV 50BV30;
- 1.5, 2, 2.5, 3, 4, 5, 6, 7, 8, 10 mm; CrV 6150



YATO			
YT-38881	12000	2	

Tool set

109 PCS	1/2"	3/8"	1/4"	CrV 6140	CrV 50BV30	CrV 55
12.5 mm	10 mm	6.3 mm	S2	SVC M55	72T	AS-DRIVE
CrV 55						



- 1/2" (12.5 mm): 12, 13, 14, 15, 16, 17, 18, 19, 20, 21, 22, 24 mm (L=38 mm); 27, 30, 32 mm (L=42 mm);
- 1/4" (6.3 mm): 4, 4.5, 5, 5.5, 6, 7, 8, 9, 10, 11, 12, 13, 14 mm (L=25 mm); CrV 50BV30;
- 1/2" (12.5 mm): 10, 12, 13, 14, 17, 19 mm (L=76 mm); 1/4" (6.3 mm): 4, 5, 6, 7, 8, 9 (L=50 mm); CrV 50BV30;
- 1/2" (12.5 mm); 1/4" (6.3 mm); CrV 50BV30;
- 1/2" (12.5 mm) (L=254 mm); 1/4" (6.3 mm) (L=150 mm); CrV 50BV30;
- 1/2" (12.5 mm); 1/4" (6.3 mm); CrV 50BV30;
- 1/2" (12.5 mm): 16, 21 mm; CrV 50BV30;
- 1/2" (12.5 mm); 1/4" (6.3 mm); 72T; CrV 6140;
- 1/4" (6.3 mm) (L=150 mm); CrV 50BV30;
- 8x10, 12x13, 17x19 mm; CrV;
- 1/4" (6.3 mm): 4.0, 5.5, 6.5 mm; AISI S2 / CrV 50BV30;
- 1/4" (6.3 mm): PH1, PH2, PH3; AISI S2 / CrV 50BV30;
- 1/4" (6.3 mm): PZ2, PZ3; AISI S2 / CrV 50BV30;
- 1/4" (6.3 mm): T8, T10, T15, T20, T25; AISI S2 / CrV 50BV30;
- 1/4" (6.3 mm): T10, T15, T20, T25, T40; AISI S2 / CrV 50BV30;
- 1/4" (6.3 mm): 3, 4, 5, 6 mm; AISI S2 / CrV 50BV30;
- 3x75, 4x100, 6.5x150, PH1x75, PH2x100, PH3x150 mm; SVC55;
- 180 mm; CrV 55
- 160 mm; CrV 55;
- 1/2" (12.5 mm): E10, E12, E14, E16, E18, E20, E22, E24; CrV 50BV30;
- 300 g;
- 8x9, 10x11, 12x13, 14x15 mm; CrV



YATO			
YT-38891	10000	2	

Tool set

122 PCS	1/2"	3/8"	1/4"	CrV 6150	CrV 6140	CrV 50BV30	CrV 55
12.5 mm	10 mm	6.3 mm	S2	SVC M55	72T	AS-DRIVE	
CrV 55							



- 1/2" (12.5 mm): 12, 13, 14, 15, 16, 17, 18, 19, 20, 21, 22, 24 mm (L=38 mm); 27, 30, 32 mm (L=42 mm);
- 1/4" (6.3 mm): 4, 4.5, 5, 5.5, 6, 7, 8, 9, 10, 11, 12, 13, 14 mm (L=25 mm); CrV 50BV30;
- 1/2" (12.5 mm): 10, 12, 13, 14, 17, 19 mm (L=76 mm); 1/4" (6.3 mm): 4, 5, 6, 7, 8, 9 (L=50 mm); CrV 50BV30;
- 1/2" (12.5 mm); 1/4" (6.3 mm); CrV 50BV30;
- 1/4" (6.3 mm)x1/4" (6.3 mm); CrV
- 1/2" (12.5 mm) (L=254 mm); 1/4" (6.3 mm) (L=150 mm); CrV 50BV30;
- 1/2" (12.5 mm); 1/4" (6.3 mm); CrV 50BV30;
- 1/2" (12.5 mm): 16, 21 mm; CrV 50BV30;
- 1/2" (12.5 mm); 1/4" (6.3 mm); 72T; CrV 6140;
- 1/4" (6.3 mm) (L=150 mm); CrV 50BV30;
- 1/4" (6.3 mm): PH0, PH1, PH2 (L=25 mm); AISI S2 / CrV 6150;
- 1/4" (6.3 mm): PZ0, PZ1, PZ2 (L=25 mm); AISI S2 / CrV 6150;
- 1/4" (6.3 mm): 3, 4, 5, 6 mm (L=25 mm); AISI S2 / CrV 6150;
- 1/4" (6.3 mm): 4.0, 5.5, 6.5 mm; AISI S2 / CrV 50BV30;
- 1/4" (6.3 mm): PH1, PH2, PH3; AISI S2 / CrV 50BV30;
- 1/4" (6.3 mm): PZ2, PZ3; AISI S2 / CrV 50BV30;
- 1/4" (6.3 mm): T8, T10, T15, T20, T25; AISI S2 / CrV 50BV30;
- 1/4" (6.3 mm): T10, T15, T20, T25, T40; AISI S2 / CrV 50BV30;
- 1/4" (6.3 mm): 3, 4, 5, 6 mm; AISI S2 / CrV 50BV30;
- 180 mm; CrV 55
- 160 mm; CrV 55;
- 250 mm; CrV;
- 4x100, 6.5x150, PH2x100, PH3x150 mm; SVC55;
- 300 g;
- 8, 9, 10, 11, 12, 13, 14, 15, 16, 17, 18, 19 mm; CrV;
- 1/2" (12.5 mm): E10, E12, E14, E16, E18, E20, E22, E24; CrV 50BV30;
- 2, 2.5, 3, 4, 5, 6, 7, 8, 10 mm; CrV 6150



YATO			
YT-38901	10000	2	

Tools sets

79 PCS	1/2"	1/4"	CrV 50BV30	CrV 6140	CrV 55
AS-DRIVE	12.5 mm	6.3 mm	SVCM 55	S2	72T



- 1/2" (12.5 mm): 10, 11, 12, 13, 14, 16, 17, 19, 22, 24, 26 mm (L=38 mm); 27, 30, 32 mm (L=42 mm);
- 1/4" (6.3 mm): 5, 6, 7, 8, 9, 10, 11, 12, 13 mm (L=25 mm); CrV 50BV30;
- 1/2" (12.5 mm): 10, 11, 12, 13, 14, 17, 19 mm (L=76 mm); CrV 50BV30;
- 1/2" (12.5 mm) (430 mm); CrV 50BV30;
- 1/2" (12.5 mm) (L=125 mm); 1/4" (6.3 mm) (L=50 mm); CrV 50BV30;
- 1/2" (12.5 mm); CrV 50BV30;
- 1/2" (12.5 mm): 16, 21 mm; CrV 50BV30;
- 1/2" (12.5 mm), 1/4" (6.3 mm); 72T; CrV 6140;
- 1/4" (6.3 mm) (L=150 mm); CrV 50BV30;
- 6, 7, 8, 9, 10, 11, 12, 13, 14, 16, 17, 19, 22, 24 mm; CrV;
- 2.0x40, 2.4x75 mm, S2;
- 3.0x75, 4.0x100, 6.5x100, 8.0x150 mm; SVCM55;
- PH0x75 mm; S2;
- PH1x75, PH2x100 mm; SVCM55;
- 180 mm; CrV 55; 160, 200 mm; CrV 55;
- 160 mm; CrV 55; 250 mm; CrV;
- 300 g;
- 300 mm;
- 180 mm; CrMo;
- 120 mm; CrV 60;
- 2.5, 3, 4, 5, 6, 8, 10 mm; CrV
- SK5;



YATO		
YT-38911	12000	2

Tools sets

224 PCS	1/2"	3/8"	1/4"	S2	CrV 50BV30
12.5 mm	10 mm	6.3 mm	72T	CrV 6150	
METRIC & S.A.E.	MAGNETIC	AS-DRIVE	CrV 6140		



- 1/2" (12.5 mm): 10, 13, 15, 16, 17, 18, 19, 20, 21, 22, 23, 24 mm (L=38 mm); 27, 30, 32 mm (L=42 mm);
- 3/8" (10 mm): 10, 11, 12, 13, 14, 15, 16 mm (L=28 mm); 17, 18, 19 mm (L=30 mm);
- 1/4" (6.3 mm): 3.5, 4, 4.5, 5, 5.5, 6, 7, 8, 9, 10, 11, 12, 13, 14 mm (L=25 mm); CrV 50BV30;
- 1/2" (12.5 mm): 10, 11, 12, 13, 14, 15, 17, 19, 21 mm (L=76 mm);
- 3/8" (10 mm): 6, 7, 8, 9, 10 mm (L=63 mm); CrV 50BV30;
- 1/2" (12.5 mm): 7/16" (11.1 mm), 1/2" (12.7 mm), 9/16" (14.3 mm), 5/8" (15.9 mm), 11/16" (17.5 mm), 3/4" (19.0 mm), 13/16" (20.6 mm), 7/8" (22.2 mm);
- 1/4" (6.3 mm): 1/4" (6.3 mm), 9/32" (7.1 mm), 5/16" (7.9 mm), 11/32" (8.7 mm), 3/8" (9.5 mm); CrV 50BV30;
- 1/2" (12.5 mm): E16, E18, E20, E22, E24, 3/8" (10 mm); E10, E11, E12, E14; 1/4" (6.3 mm); E4, E5, E6, E7, E8; CrV 50BV30;
- 1/2" (12.5 mm): 17, 19, 21 mm; CrV 50BV30;
- 1/2" (12.5 mm); 3/8" (10 mm); CrV 50BV30;
- 1/4" (6.3 mm); CrV 50BV30;
- 1/2" (12.5 mm): 16, 21 mm; 3/8" (10 mm); 18 mm; CrV 50BV30;
- 1/2" (12.5 mm); 3/8" (10 mm); 1/4" (6.3 mm); CrV 50BV30;
- 1/2" (12.5 mm) x 5/16" (8 mm); 3/8" (10 mm) x 5/16" (8 mm); 3/8" (10 mm) x 1/4" (6.3 mm); 1/4" (6.3 mm) x 1/4" (6.3 mm); CrV 50BV30;
- 1/2" (12.5 mm) (125, 250 mm); (10 mm) (75, 250 mm); 1/4" (6.3 mm) (50, 100 mm); CrV 50BV30;
- 1/2" (12.5 mm); 3/8" (10 mm); 1/4" (6.3 mm); 72T; CrV 6140;
- 1/4" (6.3 mm) (150 mm); CrV 50BV30;
- 1/4" (6.3 mm); 1/4" (6.3 mm) (L=60 mm);
- 3/8" (10 mm) x 1/4" (6.3 mm) (L=50 mm); 1/4" (6.3 mm) x 1/4" (6.3 mm) (L=50 mm); 1/4" (6.3 mm) x 1/4" (6.3 mm) (L=25 mm); CrV
- 1/4" (6.3 mm): 3, 4, 5, 6, 5, 7, 8, 9 mm (L=25 mm); AISI S2;
- 5/16" (8 mm): 8, 10 mm (L=30 mm); AISI S2;
- 1/4" (6.3 mm): PH0, PH1, PH2, PH3 (L=25 mm); AISI S2;
- 5/16" (8 mm): PH3, PH4 (L=30 mm); AISI S2;
- 1/4" (6.3 mm): P20, P21, P22, P23 (L=25 mm); AISI S2;
- 5/16" (8 mm): P23, P24 (L=30 mm); AISI S2;
- 1/4" (6.3 mm): 3, 4, 5, 6, 7, 8 mm (L=25 mm); AISI S2;
- 5/16" (8 mm): 10, 12, 14 mm (L=30 mm); AISI S2;
- 1/4" (6.3 mm): T8, T9, T10, T15, T20, T25, T27, T30 (L=25 mm); AISI S2;
- 5/16" (8 mm): T40, T45, T50, T55, T60, T70 (L=30 mm); AISI S2;
- 1/4" (6.3 mm): T8, T9, T10, T15, T20, T25, T27, T30 (L=25 mm); AISI S2;
- 5/16" (8 mm): T40, T45, T50, T55, T60, T70 (L=30 mm); AISI S2;
- 5/16" (8 mm): T20, T25, T27, T30, T40, T45, T50, T55 (L=75 mm); AISI S2;
- 1/4" (6.3 mm): 4, 6, 8, 10 mm (L=25 mm); AISI S2;
- 1/4" (6.3 mm): 4, 5, 6, 7, 8 mm (L=25 mm); AISI S2;
- 1/4" (6.3 mm): TW1, TW2, TW3, TW4 (L=25 mm); AISI S2;
- 1/4" (6.3 mm): 6, 8, 10 mm (L=25 mm); AISI S2;
- 1/4" (6.3 mm): 3, 4, 5, 6, 7, 8 mm; (L=25 mm); AISI S2;
- 8, 9, 10, 11, 12, 13, 14, 15, 17, 19, 22 mm; CrV;
- 6x38, PH2x38; SVCM55; 180 mm; CrV 55;
- 250 mm; CrV; 2, 2.5, 3, 4, 5, 6, 7, 8, 10, 12 mm; CrV 6150

YATO		
YT-38941	14000	2

Tools sets

173 PCS	1/2"	3/8"	1/4"	S2	CrV 50BV30
12.5 mm	10 mm	6.3 mm	72T	CrV 6150	
METRIC & S.A.E.	MAGNETIC	AS-DRIVE	CrV 6140		



- 1/2" (12.7 mm): 10, 11, 12, 13, 14, 15, 16, 17, 18, 19, 20, 21, 22, 23, 24 mm (L=38 mm); 27, 30, 32 mm (L=42 mm);
- 3/8" (9.5 mm): 10, 11, 12, 13, 14, 15, 16 mm (L=28 mm);
- 17, 18, 19 mm (L=30 mm); 1/4" (6.3 mm): 4, 4.5, 5, 5.5, 6, 7, 8, 9, 10, 11, 12, 13, 14 mm (L=25 mm); CrV 50BV30;
- 1/2" (12.7 mm): 16, 17, 18, 19, 22 mm (L=76 mm);
- 3/8" (9.5 mm): 10, 11, 12, 13, 14, 15 mm (L=63 mm);
- 1/4" (6.3 mm): 4, 5, 6, 7, 8, 9, 10 mm (L=50 mm); CrV 50BV30;
- 1/2" (12.7 mm): E18, E20, E24, 3/8" (9.5 mm); E10, E11, E12, E14, E16, 1/4" (6.3 mm); E4, E5, E6, E7, E8; CrV 6150;
- 1/2" (12.7 mm); (127, 254 mm); 3/8" (9.5 mm); (152.4 mm), 1/4" (6.3 mm); (50.8, 101.6 mm); CrV 50BV30;
- 3/8" (9.5 mm) (F) x 1/2" (12.7 mm); CrV 50BV30;
- 1/2" (12.7 mm), 3/8" (9.5 mm), 1/4" (6.3 mm); CrV 50BV30;
- 1/2" (12.7 mm): 16, 21 mm, 3/8" (9.5 mm); 18 mm; CrV 50BV30; 1/4" (6.3 mm); (152.4 mm); CrV 40;
- 1/2" (12.7 mm); (255 mm); 3/8" (9.5 mm); (200 mm), 1/4" (6.3 mm); (155 mm); 72T; CrMo 440;
- 1/4" (6.3 mm); (150 mm); CrV 50BV30;
- 1/2" (12.7 mm) x 5/16" (7.9 mm);
- 3/8" (9.5 mm) x 5/16" (7.9 mm); CrV 50BV30;
- 1/4" (6.3 mm) x 1/4" (6.3 mm); CrV 50BV30;
- 5/16" (7.9 mm): 8, 10, 12 mm (L=30 mm); AISI S2;
- 5/16" (7.9 mm): PH3, PH4 (L=30 mm); AISI S2;
- 5/16" (7.9 mm): P23, P24 (L=30 mm); AISI S2;
- 5/16" (7.9 mm): T40, T45, T50, T55, T60, T70 (L=30 mm); AISI S2;
- 5/16" (7.9 mm): T40, T45, T50, T55, T60, T70 (L=30 mm); AISI S2;
- 5/16" (7.9 mm): 7, 8, 10, 12, 14 mm (L=30 mm); AISI S2;
- 1/4" (6.3 mm): T5, T6, T7 (L=25 mm); AISI S2;
- 1/4" (6.3 mm): T7, T10, T15, T20, T25, T27, T30, T40, T45 (L=25 mm); AISI S2;
- 1/4" (6.3 mm): M5, M6, M8 (L=25 mm); AISI S2;
- 1/4" (6.3 mm): RM5, RM6, RM7, RM8, RM9 (L=25 mm); AISI S2;
- 1/4" (6.3 mm): 4, 5, 5.5, 6, 5, 7 mm (L=37 mm); AISI S2 / CrV 6150;
- 1/4" (6.3 mm): PH0, PH1, PH2 (L=37 mm); AISI S2 / CrV 6150;
- 1/4" (6.3 mm): P20, P21, P22 (L=37 mm); AISI S2 / CrV 6150;
- 1/4" (6.3 mm): T8, T9, T10, T15, T20, T25, T27, T30 (L=37 mm); AISI S2 / CrV 6150;
- 1/4" (6.3 mm): T8, T9, T10, T15, T20, T25, T27, T30 (L=37 mm); AISI S2 / CrV 6150;
- 1/4" (6.3 mm): 3, 4, 5, 6 mm (L=37 mm); AISI S2 / CrV 6150;
- 1.25, 1.5, 2, 2.5, 3, 4, 5 mm; CrV 6150

YATO		
YT-38931	7500	2

Tools sets

126 PCS
1/2" 12.5mm
3/8" 10mm
1/4" 6.3mm
CrMo 440
CrV 50BV30
S2
72T
AS-DRIVE
CrV 6140

with magnetic



Sparking plugs socket with magnetic, it can suck the plug, taken out easily and without falling down

3



Flare nut wrench 8-12mm



Adding adapter, can use for 1/2" extension bar



Dual-use oil filter wrench, can fit both 3/8" and 1/2"



7mm socket bit, for removing the brake cylinder screw of VW car



Slip joint pliers, can use for removing screw, and replace of pipe wrench



- 1/2" (12.7 mm): 20, 21, 22, 24 mm (L=38 mm); 27, 30, 32 mm (L=42 mm);
- 3/8" (9.5 mm): 9, 10, 11, 12, 13, 14, 15, 16 mm (L=28 mm); 17, 18, 19 mm (L=30 mm);
- 1/4" (6.3 mm): 4, 4.5, 5, 5.5, 6, 7, 8, 9, 10, 11, 12, 13 mm (L=25 mm); CrV 50BV30;
- 3/8" (9.5 mm): 13, 14, 15, 17 mm (L=63 mm); 1/4" (6.3 mm): 8, 9, 10, 12 mm (L=50 mm); CrV 50BV30;
- 3/8" (9.5 mm): E8, E10, E11, E12, E14, E16, E18, E20; CrV 6150;
- 1/2" (12.7 mm): (127, 254 mm); 3/8" (9.5 mm): (76, 152.4 mm); 1/4" (6.3 mm): (50.8 mm); CrV 50BV30;
- 1/2" (12.7 mm), 3/8" (9.5 mm), 1/4" (6.3 mm); CrV 50BV30;
- 3/8" (9.5 mm): 16, 21 mm; CrV 50BV30;
- 1/2" (12.7 mm) (F) x 3/8" (9.5 mm) (M), 3/8" (9.5 mm) (F) x 1/2" (12.7 mm) (M), 3/8" (9.5 mm) (F) x 1/4" (6.3 mm) (M); CrV 50BV30;
- 3/8" (9.5 mm) (M) x 1/2" (12.7 mm) (F);
- 1/2" (12.7 mm): (255 mm), 3/8" (9.5 mm): (200 mm), 1/4" (6.3 mm): (155 mm); 72T; CrMo 440;
- 1/4" (6.3 mm): (150 mm); CrV 50BV30;
- 1/4" (6.3 mm) x 1/4" (6.3 mm); CrV 50BV30; L=140mm;

- 1/4" (6.3 mm): 4.0, 5.0, 6.5; AISI S2;
- 1/4" (6.3 mm): PH1, PH3; AISI S2;
- 1/4" (6.3 mm): Pz1, Pz2; AISI S2;
- 1/4" (6.3 mm): T10, T15, T20, T25, T27, T30, T40 (L=25 mm); AISI S2;
- 1/4" (6.3 mm): 3.0, 4.0, 5.0, 6.0; AISI S2;
- 6x100mm CrV2x100mm; S2;
- 1.5, 2.0, 2.5, 3.0, 4.0, 5.0, 6.0, 8.0, 10.0 mm; S2;
- 3/8" (9.5 mm): 5.5, 6.5 mm (L=50 mm); AISI S2 / CrV 50BV30;
- 3/8" (9.5 mm): PH1, PH2x2 (L=50 mm); AISI S2 / CrV 50BV30;
- 3/8" (9.5 mm): T20, T30, T40; AISI S2 / CrV 50BV30;
- 3/8" (9.5 mm): T45, T50, T55, T60 (L=50 mm); AISI S2 / CrV 50BV30;
- 3/8" (9.5 mm): 3, 4, 5, 6, 7 mm (L=50 mm); AISI S2 / CrV 50BV30;
- 1/2" (9.5 mm) T52 (L=125mm); AISI S2 / CrV 50BV30;
- 8, 10, 12, 13, 14, 16, 17, 18, 19 mm; CrV;
- 8x10mm (L=140mm); 11x12mm (L=160mm); CrV 6140;
- L=160mm;
- 3/8" (10.0mm); 1/2" (12.5mm); 63-120mm; CrV;



YATO		
YT-38875	9600g	2