



Rectangular centrifugal fan with forward curved impeller blades and swing-out motor impeller unit.

- Low-noise centrifugal impellers in aerodynamic galvanised steel casing for high pressure levels.
- Compact and flat design for use in extract and fresh air systems in commercial and industrial applications.

■ **Specification**

- **Casing**
Made of galvanised steel and flanged on both ends. Space saving, compact design.
- Easy to clean and service thanks to the swing-out motor impeller unit.
- **Impeller**
Forward curved centrifugal impeller made of galvanised steel, highly efficient with low noise levels. Aerodynamically optimised casing; intake air flow by means of an inlet nozzle.
- **Motor**
Totally enclosed, maintenance-free external rotor motor with directly fitted impeller, protected to IP 44.
Windings with protection against moisture. Ball bearing mounted and interference-free.
Dynamically balanced with

resilient motor mounting bracket for low vibration and low noise operation.

- **Electrical connection**
Terminal box (IP 55 for 3 ph.- or IP 44 for 1 ph.-types) is mounted with a permanently attached cable.
- **Motor protection**
Model KVV through thermal contacts which are connected in series with winding and automatically resets. Model KVD through built-in thermal contacts which must be connected to a motor full protection device.
- **Speed control**
By voltage reduction using a 5 speed transformer controller (recommended) or an electronic controller (stepless). The performance figures at corresponding voltages are given in the performance curve.

□ **Sound Levels**

- Above the performance curve, total values and spectrum are given for:
- Sound level case breakout
 - Sound level intake
 - Sound level exhaust
- The sound power level (on intake) is additionally shown within the performance curve for corresponding control voltages. In the table below you can also find:
- Case breakout sound level at 4 m (free field conditions).

□ **Installation**

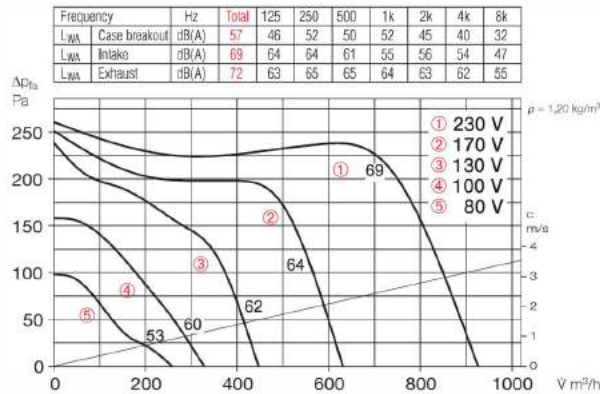
- Possible in any position. Attention should be paid to accessibility/swing out.

Note	Page
Selection chart	372
Technical description	373
Design guidelines	10 on
Modul. system components	370

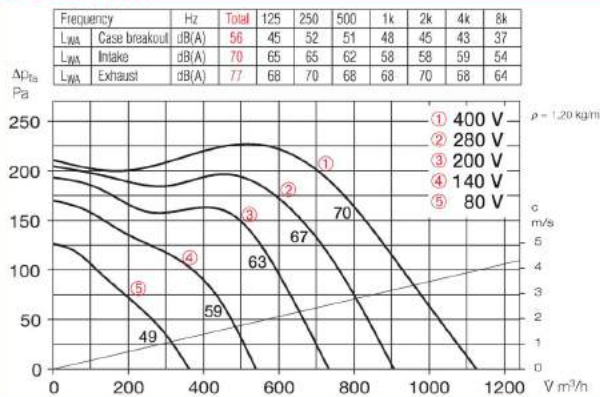
Type	Ref. no.	Air flow volume, free discharge	Nominal R.P.M.	Sound press. case breakout	Power consumption		Wiring diagram	Max. air flow temperature at		Weight net approx.	Speed controller 5-step		Motor full protection device to connect			
		V m³/h			min⁻¹	dB(A) in 4 m		kW	A		No.	Nom. vol.	Control	kg	Type	Ref. no.
1-phase motor, 230 V, 50 Hz, capacitor motor, protection to IP 44																
KVV 200/4/40/20	5675	925	810	37	0.21	0.95	508	60	50	11	TSW 1,5	1495	—	—	—	—
3-phase motor, 230/400 V, 50 Hz, protected to IP 44																
KVD 200/4/40/20	5676	1130	1260	36	0.25	0.82/0,47	860	70	70	8,6	TSD 0,8	1500	RDS 1	1314	MD	5849



KVW 200/4/40/20



KVD 200/4/40/20



Accessory details	Page
Shutters, grilles and louvres	420, 487 on
Filters, heaters and attenuators	421 on
Temperature control systems for heaters	427, 432 on
Speed controllers and motor full protection devices	525 on

Accessories

Gravity shutter

Type VK 40/20 Ref. no. 0874
External airflow operated gravity shutter made of polymer, light grey.

External louvres

Type WSG 40/20 Ref. no. 0109
Robust construction made of aluminium extrusion profile, natural colour anodised.

Volume control damper for ducting

Type JVK 40/20 Ref. no. 6910
Casing made with flanges on both sides. The control mechanism is outside the airstream. For electrical drive, see STM, accessory.

Circular spigot

Type FSK 40/20 Ref. no. 0832
For cost effective adaption of rectangular fans into circular ducting systems with Ø 200 mm.

Flexible connectors

Type VS 40/20 Ref. no. 5694
Flexible in-duct connector with flanges on both sides.

Counterflange

Type GF 40/20 Ref. no. 6919
Flange frames made of galvanised steel for connection to ducting.

Rectangular attenuator

Type KSD 40/20 Ref. no. 8728
For in-duct installation on intake or exhaust side.

Air-duct filter

Type KLF 40/20 G4 No. 8720
Type KLF 40/20 F7 No. 8644
Bag filter with a large cross section area. Galvanised steel casing with flanges on both sides.

Electric heater battery

Type EHR-K 6/40/20 No. 8702
Type EHR-K 15/40/20 No. 8703
Heating elements enclosed in a galvanised steel casing with connecting flanges on both sides.

Temperature control system for electric heater battery

Type EHSD 16 Ref. no. 5003

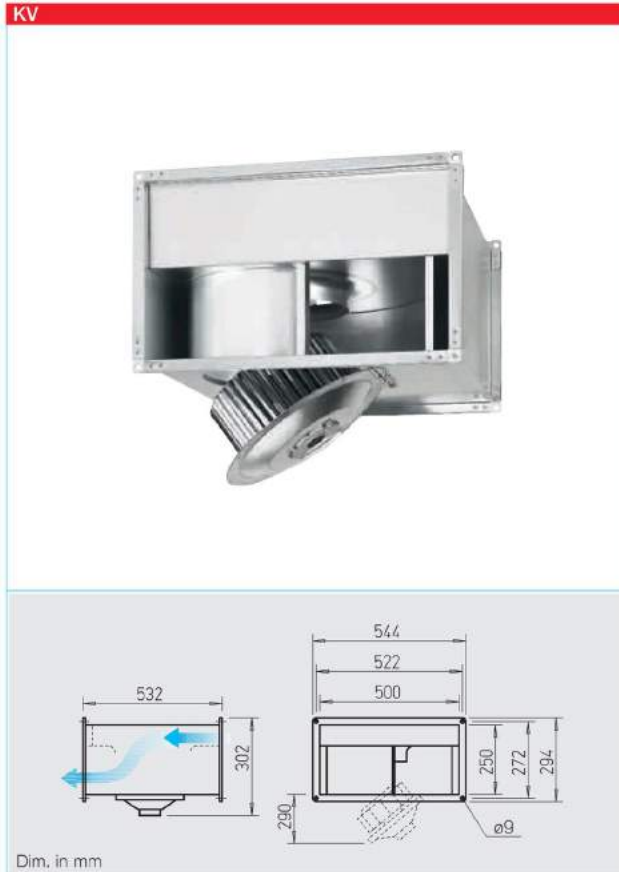
Warm water heater battery

Type WHR 2/40/20 No. 8782
Type WHR 4/40/20 No. 8783
For in-duct installation.

Temperature control system for warm water heater battery

Type WHS HE Ref. no. 8319





Rectangular centrifugal fan with forward curved impeller blades and swing-out motor impeller unit.

- Low-noise centrifugal impellers in aerodynamic galvanised steel casing for high pressure levels.
- Compact and flat design for use in extract and fresh air systems in commercial and industrial applications.

■ **Specification**

- **Casing**
Made of galvanised steel and flanged on both ends. Space saving, compact design.
- Easy to clean and service thanks to the swing-out motor impeller unit.
- **Impeller**
Forward curved centrifugal impeller made of galvanised steel, highly efficient with low noise levels. Aerodynamically optimised casing; intake air flow by means of an inlet nozzle.
- **Motor**
Totally enclosed, maintenance-free external rotor motor with directly fitted impeller, protected to IP 44. Windings with protection against moisture. Ball bearing mounted and interference-free.

Dynamically balanced with resilient motor mounting bracket for low vibration and low noise operation.

- **Electrical connection**
Terminal box (IP 55 for 3 ph., IP 65 for explosion-proof types) is mounted with permanently attached cable.
- **Motor protection**
Through built-in thermal contacts which must be connected to a motor full protection device.
- **Speed control**
By voltage reduction using a 5 speed transformer controller (recommended) or an electronic controller (stepless). The performance figures at corresponding voltages are given in the performance curve.

- **Sound Levels**
Above the performance curve, total values and spectrum are given for:
 - Sound level case breakout
 - Sound level intake
 - Sound level exhaust
 The sound power level (on intake) is additionally shown within the performance curve for corresponding control voltages. In the table below you can also find:
 - Case breakout sound level at 4 m (free field conditions).

- **Installation**
Possible in any position. Attention should be paid to accessibility/swing out.

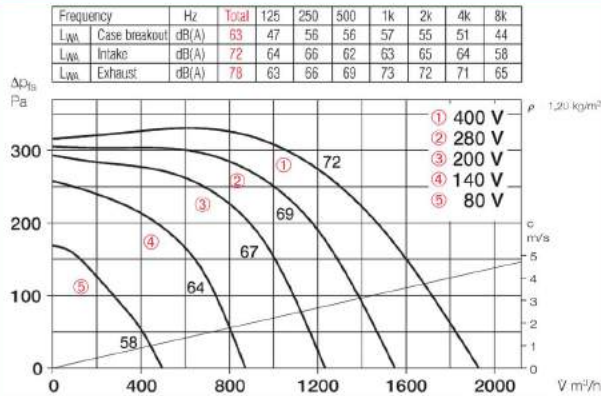
Note	Page
Selection chart	372
Technical description	373
Design guidelines	10 on
Modul. system components	370

- **Explosion-proof models**
Thermal motor protection through built-in PTC (positive temperature coefficient) thermistors which must be connected to a tripping unit MSA. Using this motor protection enables the speed control where a minimum voltage of 100 V must be maintained.

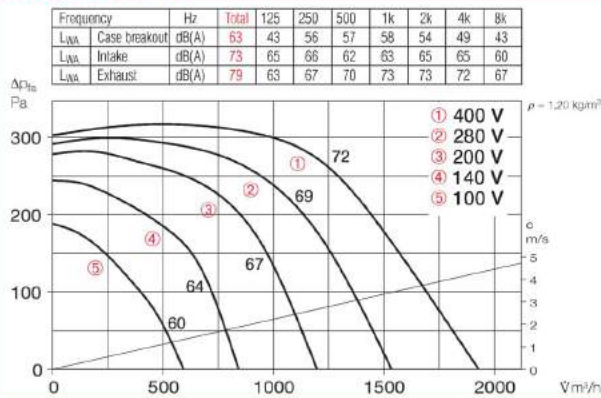
Type	Ref. no.	Air flow volume, free discharge	Nominal R.P.M.	Sound press. case breakout	Power consumption		Wiring diagram	Max. air flow temperature at		Weight net approx.	Speed controller 5-step			Motor full protection device to connect		
					kW	A		Norm. vol.	Control		kg	Type	Ref. no.	Type	Ref. no.	Type
3 ph. motor, 230/400 V, 50 Hz, protection to IP 44																
KVD 225/4/50/25	5679	1950	1270	43	0.54	1.6/0.93	860	65	60	17	TSD 1,5	1501	RDS 2	1315	MD	5849
Explosion-proof Ex e II, temperature class T1 – T3, 3-phase 400 V, 50 Hz, protection to IP 44																
KVD 225/4/50/25 Ex	6810	1900	1280	43	0.53	0.92	899	40	40	17	TSD 1,5	1501	—	—	MSA	1289



KVD 225/4/50/25



KVD 225/4/50/25 Ex



Accessory details	Page
Shutters, grilles and louvres	420, 487 on
Filters, heaters and attenuators	421 on
Temperature control systems for heaters	427, 432 on
Speed controllers and motor full protection devices	525 on

Accessories

Gravity shutter

Type VK 50/25 Ref. no. 0875
External airflow operated gravity shutter made of polymer, light grey.

External louvres

Type WSG 50/25 Ref. no. 0110
Robust construction made of aluminium extrusion profile, natural colour anodised.

Volume control damper for ducting

Type JVK 50/25 Ref. no. 6911
Casing made with flanges on both sides. The control mechanism is outside the airstream. For electrical drive, see STM, accessory.

Circular spigot

Type FSK 50/25 Ref. no. 0833
For cost effective adaption of rectangular fans into circular ducting systems with Ø 250 mm.

Flexible connectors

Type VS 50/25 Ref. no. 5695
Flexible in-duct connector with flanges on both sides.
- for Ex-fans

Type VS 50/25 Ex Ref. no. 0265

Counterflange

Type GF 50/25 Ref. no. 6920
Flange frames made of galvanised steel for connection to ducting.

Rectangular attenuator

Type KSD 50/25-30 No. 8729
For in-duct installation on intake or exhaust side.

Air-duct filter

Type KLF 50/25-30 G4 No. 8721
Type KLF 50/25-30 F7 No. 8645
Bag filter with a large cross section area. Galvanised steel casing with flanges on both sides.

Electric heater battery

Type EHR-K 8/50/25-30 No. 8704
Type EHR-K 24/50/25-30 No. 8705
Heating elements enclosed in a galvanised steel casing with connecting flanges on both sides.

Temperature control system for electric heater battery

Type EHSD 16 Ref. no. 5003

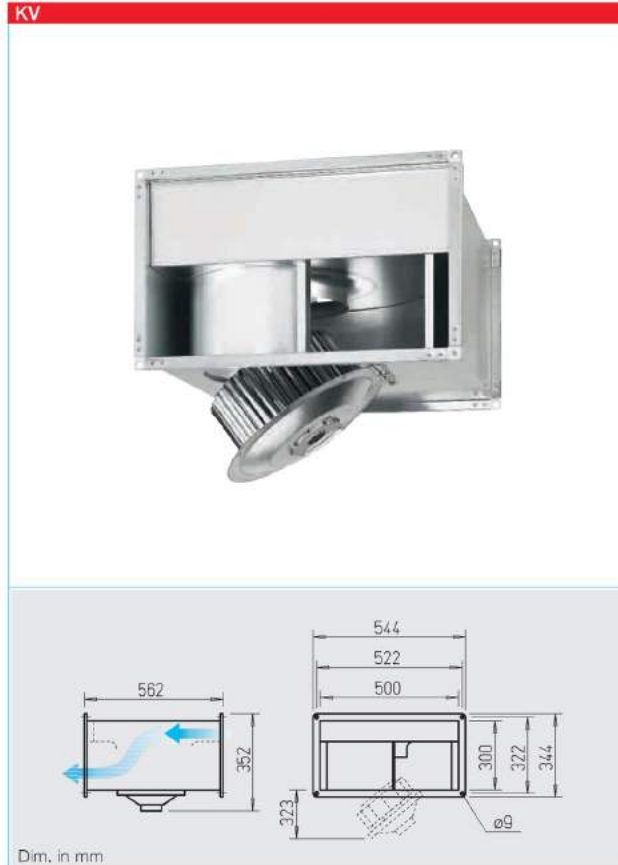
Warm water heater battery

Type WHR 2/50/25-30 No. 8784
Type WHR 4/50/25-30 No. 8785
For in-duct installation.

Temperature control system for warm water heater battery

Type WHS HE Ref. no. 8319





Rectangular centrifugal fan with forward curved impeller blades and swing-out motor impeller unit.

- Low-noise centrifugal impellers in aerodynamic galvanised steel casing for high pressure levels.
- Compact and flat design for use in extract and fresh air systems in commercial and industrial applications.

■ **Specification**

- **Casing**
Made of galvanised steel and flanged on both ends. Space saving, compact design.
- Easy to clean and service thanks to the swing-out motor impeller unit.
- **Impeller**
Forward curved centrifugal impeller made of galvanised steel, highly efficient with low noise levels. Aerodynamically optimised casing; intake air flow by means of an inlet nozzle.
- **Motor**
Totally enclosed, maintenance-free external rotor motor with directly fitted impeller, protected to IP 44. Windings with protection against moisture. Ball bearing mounted and interference-free.

Dynamically balanced with resilient motor mounting bracket for low vibration and low noise operation.

- **Electrical connection**
Terminal box (IP 55 for 3 ph., IP 65 for explosion-proof types) is mounted with permanently attached cable.
- **Motor protection**
Through built-in thermal contacts which must be connected to a motor full protection device.
- **Speed control**
By voltage reduction using a 5 speed transformer controller (recommended) or an electronic controller (stepless). The performance figures at corresponding voltages are given in the performance curve.

- **Sound Levels**
Above the performance curve, total values and spectrum are given for:
 - Sound level case breakout
 - Sound level intake
 - Sound level exhaust
 The sound power level (on intake) is additionally shown within the performance curve for corresponding control voltages. In the table below you can also find:
 - Case breakout sound level at 4 m (free field conditions).

- **Installation**
Possible in any position. Attention should be paid to accessibility/swing out.

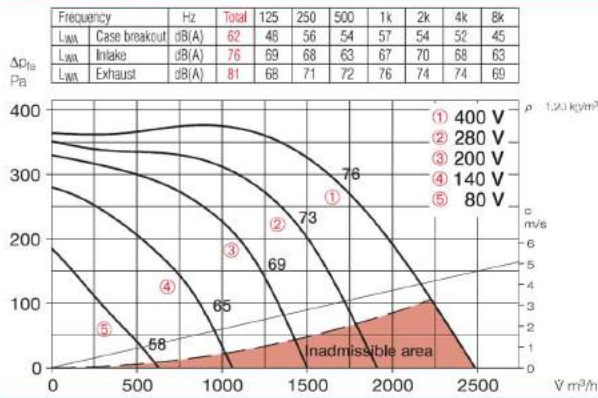
Note	Page
Selection chart	372
Technical description	373
Design guidelines	10 on
Modul. system components	370

- **Explosion-proof models**
Thermal motor protection through built-in PTC (positive temperature coefficient) thermistors which must be connected to a tripping unit MSA. Using this motor protection enables the speed control where a minimum voltage of 100 V must be maintained.

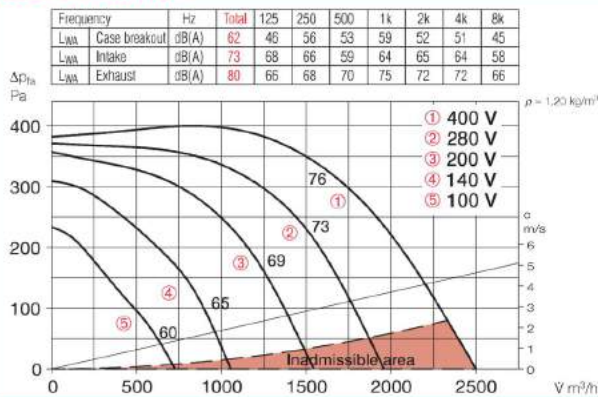
Type	Ref. no.	Air flow volume, free discharge V m³/h	Nominal R.P.M.	Sound press. case breakout dB(A) in 4 m	Power consumption		Wiring diagram No.	Max. air flow temperature at Nom. vol. Control		Weight net approx. kg	Speed controller 5-step without motor protect. unit / with motor protect. unit				Motor full protection device to connect built-in thermal contacts	
					kW	A		+°C	+°C		Type	Ref. no.	Type	Ref. no.	Type	Ref. no.
3-phase motor, 230/400 V, 50 Hz, protected to IP 44																
KVD 250/4/50/30	5682	2200	1260	42	0.72	2.5/1.5	860	60	60	21	TSD 1,5	1501	RDS 2	1315	MD	5849
Explosion-proof Ex e II, temperature class T1 – T3, 3-phase 400 V, 50 Hz, protection to IP 44																
KVD 250/4/50/30 Ex	6811	2300	1240	42	0.74	1.5	899	40	40	21	TSD 1,5	1501	—	—	MSA	1289



KVD 250/4/50/30



KVD 250/4/50/30 Ex



Accessory details	Page
Shutters, grilles and louvres	420, 487 on
Filters, heaters and attenuators	421 on
Temperature control systems for heaters	427, 432 on
Speed controllers and motor full protection devices	525 on

Accessories

Gravity shutter
Type VK 50/30 Ref. no. 0876
 External airflow operated gravity shutter made of polymer, light grey.

External louvres
Type WSG 50/30 Ref. no. 0111
 Robust construction made of aluminium extrusion profile, natural colour anodised.

Volume control damper for ducting
Type JVK 50/30 Ref. no. 6912
 Casing made with flanges on both sides. The control mechanism is outside the airstream. For electrical drive, see STM, accessory.

Circular spigot
Type FSK 50/30 Ref. no. 0837
 For cost effective adaption of rectangular fans into circular ducting systems with Ø 315 mm.

Flexible connectors
Type VS 50/30 Ref. no. 5696
 Flexible in-duct connector with flanges on both sides.
 – for Ex-fans
Type VS 50/30 Ex Ref. no. 0266

Counterflange
Type GF 50/30 Ref. no. 6921
 Flange frames made of galvanised steel for connection to ducting.

Rectangular attenuator
Type KSD 50/25-30 No. 8729
 For in-duct installation on intake or exhaust side.

Air-duct filter
Type KLF 50/25-30 G4 No. 8721
Type KLF 50/25-30 F7 No. 8645
 Bag filter with a large cross section area. Galvanised steel casing with flanges on both sides.

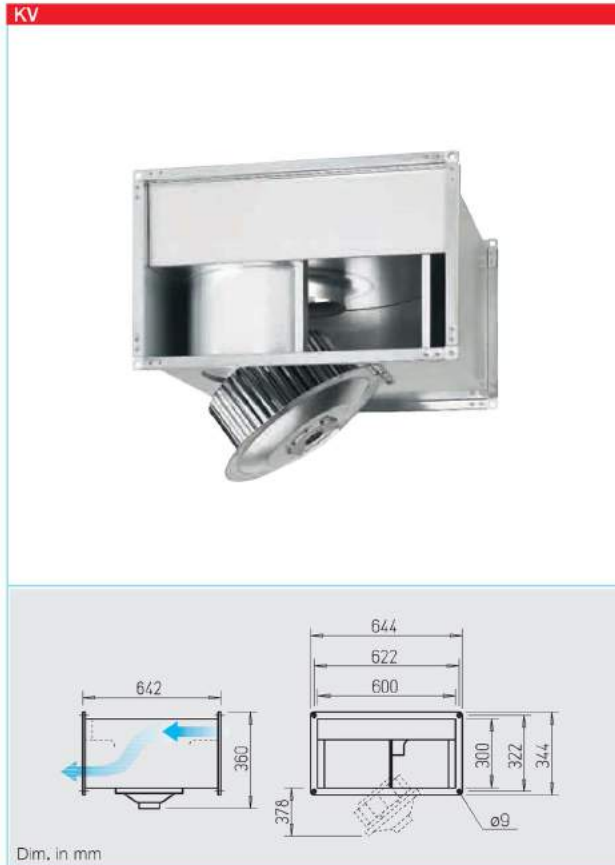
Electric heater battery
Type EHR-K 8/50/25-30 No. 8704
Type EHR-K 24/50/25-30 No. 8705
 Heating elements enclosed in a galvanised steel casing with connecting flanges on both sides.

Temperature control system for electric heater battery
Type EHSD 16 Ref. no. 5003

Warm water heater battery
Type WHR 2/50/25-30 No. 8784
Type WHR 4/50/25-30 No. 8785
 For in-duct installation.

Temperature control system for warm water heater battery
Type WHS HE Ref. no. 8319





Rectangular centrifugal fan with forward curved impeller blades and swing-out motor impeller unit.

- Low-noise centrifugal impellers in aerodynamic galvanised steel casing for high pressure levels.
- Compact and flat design for use in extract and fresh air systems in commercial and industrial applications.

■ **Specification**

- **Casing**
Made of galvanised steel and flanged on both ends. Space saving, compact design.
- Easy to clean and service thanks to the swing-out motor impeller unit.
- **Impeller**
Forward curved centrifugal impeller made of galvanised steel, highly efficient with low noise levels. Aerodynamically optimised casing; intake air flow by means of an inlet nozzle.
- **Motor**
Totally enclosed, maintenance-free external rotor motor with directly fitted impeller, protected to IP 44. Windings with protection against moisture. Ball bearing mounted and interference-free.

Dynamically balanced with resilient motor mounting bracket for low vibration and low noise operation.

- **Electrical connection**
Terminal box (IP 55 for 3 ph., IP 65 for explosion-proof types) is mounted with permanently attached cable.
- **Motor protection**
Through built-in thermal contacts which must be connected to a motor full protection device.
- **Speed control**
By voltage reduction using a 5 speed transformer controller (recommended) or an electronic controller (stepless). The performance figures at corresponding voltages are given in the performance curve.

- **Sound Levels**
Above the performance curve, total values and spectrum are given for:
 - Sound level case breakout
 - Sound level intake
 - Sound level exhaust
 The sound power level (on intake) is additionally shown within the performance curve for corresponding control voltages. In the table below you can also find:
 - Case breakout sound level at 4 m (free field conditions).

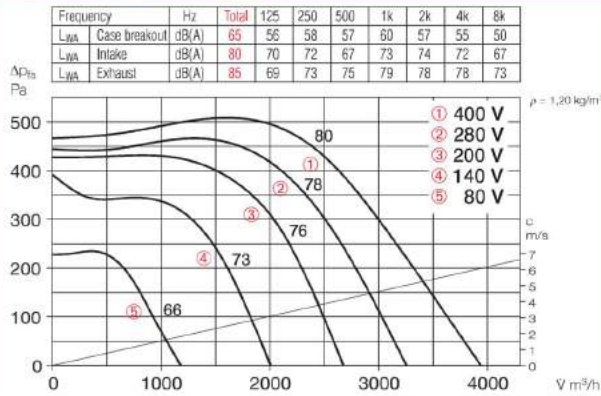
- **Installation**
Possible in any position. Attention should be paid to accessibility/swing out.

Note	Page
Selection chart	372
Technical description	373
Design guidelines	10 on
Modul. system components	370

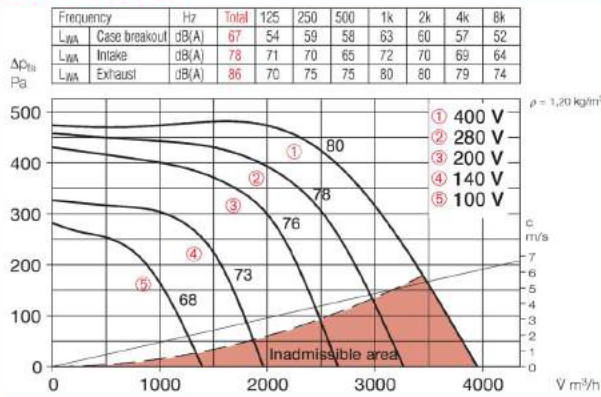
Type	Ref. no.	Air flow volume, free discharge V m³/h	Nominal R.P.M. min⁻¹	Sound press. case breakout dB(A) in 4 m	Power consumption		Wiring diagram No.	Max. air flow temperature at Nom. vol. Control		Weight net approx. kg	Speed controller 5-step without motor protect. unit		Speed controller 5-step with motor protect. unit		Motor full protection device to connect built-in thermal contacts	
					kW	A		+°C	+°C		Type	Ref. no.	Type	Ref. no.	Type	Ref. no.
3-phase motor, 230/400 V, 50 Hz, protected to IP 44																
KVD 280/4/60/30	5684	3950	1300	45	1.67	5.4/3.1	660	65	60	35	TSD 5,5	1503	RDS 7	1576	MD	5849
Explosion-proof Ex e II, temperature class T1 – T3, 3-phase 230/400 V, 50 Hz, protection to IP 44																
KVD 280/4/60/30 Ex	6812	3450	1340	47	1.45	2.9	699	40	40	34	TSD 5,5	1503	—	—	MSA	1269



KVD 280/4/60/30



KVD 280/4/60/30 Ex



Accessory details Page

Shutters, grilles and louvres	420, 487 on
Filters, heaters and attenuators	421 on
Temperature control systems for heaters	427, 432 on
Speed controllers and motor full protection devices	525 on

Accessories

Gravity shutter

Type VK 60/30 Ref. no. 0877
External airflow operated gravity shutter made of polymer, light grey.

External louvres

Type WSG 60/30 Ref. no. 0112
Robust construction made of aluminium extrusion profile, natural colour anodised.

Volume control damper for ducting

Type JVK 60/30 Ref. no. 6913
Casing made with flanges on both sides. The control mechanism is outside the airstream. For electrical drive, see STM, accessory.

Circular spigot

Type FSK 60/30 Ref. no. 0834
For cost effective adaption of rectangular fans into circular ducting systems with Ø 315 mm.

Flexible connectors

Type VS 60/30 Ref. no. 5697
Flexible in-duct connector with flanges on both sides.
– for Ex-fans

Type VS 60/30 Ex Ref. no. 0267

Counterflange

Type GF 60/30 Ref. no. 6922
Flange frames made of galvanised steel for connection to ducting.

Rectangular attenuator

Type KSD 60/30-35 No. 8730
For in-duct installation on intake or exhaust side.

Air-duct filter

Type KLF 60/30-35 G4 No. 8722
Type KLF 60/30-35 F7 No. 8646
Bag filter with a large cross section area. Galvanised steel casing with flanges on both sides.

Electric heater battery

Type EHR-K 15/60/30-35 No. 8706
Type EHR-K 30/60/30-35 No. 8707
Heating elements enclosed in a galvanised steel casing with connecting flanges on both sides.

Temperature control system for electric heater battery

Type EHSD 16 Ref. no. 5003

Warm water heater battery

Type WHR 2/60/30-35 No. 8786
Type WHR 4/60/30-35 No. 8787
For in-duct installation.

Temperature control system for warm water heater battery

Type WHS HE¹⁾ Ref. no. 8319

¹⁾ In model WHR 4/60/30-35 the heat output is reduced to 2200 l/h.





Rectangular centrifugal fan with forward curved impeller blades and swing-out motor impeller unit.

- Low-noise centrifugal impellers in aerodynamic galvanised steel casing for high pressure levels.
- Compact and flat design for use in extract and fresh air systems in commercial and industrial applications.

■ **Specification**

- **Casing**
Made of galvanised steel and flanged on both ends. Space saving, compact design.
- Easy to clean and service thanks to the swing-out motor impeller unit.
- **Impeller**
Forward curved centrifugal impeller made of galvanised steel, highly efficient with low noise levels. Aerodynamically optimised casing; intake air flow by means of an inlet nozzle.
- **Motor**
Totally enclosed, maintenance-free external rotor motor with directly fitted impeller, protected to IP 44.
Windings with protection against moisture. Ball bearing mounted and interference-free.

Dynamically balanced with resilient motor mounting bracket for low vibration and low noise operation.

- **Electrical connection**
Terminal box (IP 55 for 3 ph., IP 65 for explosion-proof types) is mounted with permanently attached cable.
- **Motor protection**
Through built-in thermal contacts which must be connected to a motor full protection device.
- **Speed control**
By voltage reduction using a 5 speed transformer controller (recommended) or an electronic controller (stepless). The performance figures are given in the performance curve.

- **Sound Levels**
Above the performance curve, total values and spectrum are given for:
 - Sound level case breakout
 - Sound level intake
 - Sound level exhaust
 The sound power level (on intake) is additionally shown within the performance curve for corresponding control voltages. In the table below you can also find:
 - Case breakout sound level at 4 m (free field conditions).
- **Installation**
Possible in any position. Attention should be paid to accessibility/swing out.

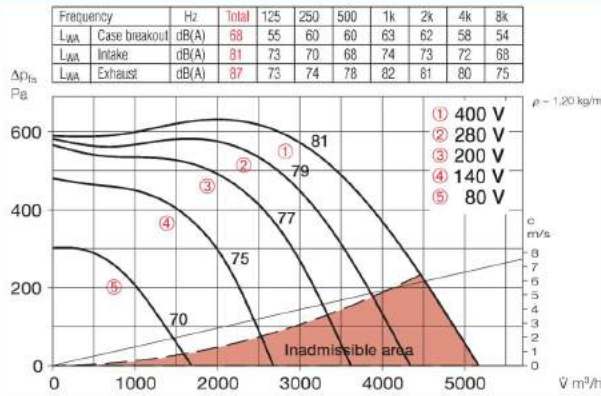
Note	Page
Selection chart	372
Technical description	373
Design guidelines	10 on
Modul. system components	370

- **Explosion-proof models**
Thermal motor protection through built-in PTC (positive temperature coefficient) thermistors which must be connected to a tripping unit MSA. Using this motor protection enables the speed control where a minimum voltage of 100 V must be maintained.

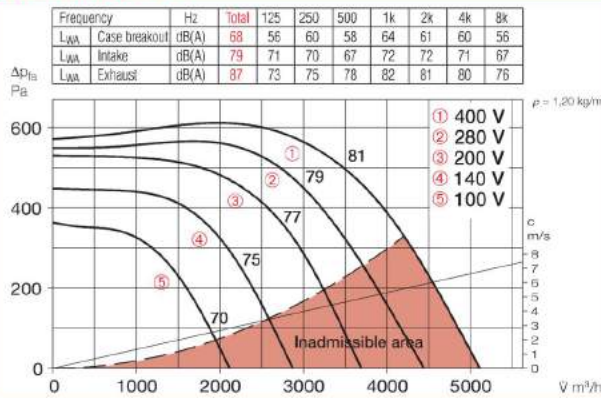
Type	Ref. no.	Air flow volume, free discharge V m³/h	Nominal R.P.M. min⁻¹	Sound press. case breakout dB(A) in 4 m	Power consumption		Wiring diagram No.	Max. air flow temperature at Nom. vol. Control		Weight net approx. kg	Speed controller 5-step without motor protect. unit		Speed controller 5-step with motor protect. unit		Motor full protection device to connect built-in thermal contacts	
					kW	A		+°C	+°C		Type	Ref. no.	Type	Ref. no.	Type	Ref. no.
3-phase motor, 230/400 V, 50 Hz, protected to IP 44																
KVD 315/4/60/35	5686	4500	1350	48	2.06	6.8/3.9	860	60	55	42	TSD 5,5	1503	RDS 7	1578	MD	5849
Explosion-proof Ex e II, temperature class T1 – T3, 3-phase 230/400 V, 50 Hz, protection to IP 44																
KVD 315/4/60/35 Ex	6613	4200	1370	48	2.0	4.0	899	40	40	42	TSD 5,5	1503	—	—	MSA	1289



KVD 315/4/60/35



KVD 315/4/60/35 Ex



Accessory details Page

Shutters, grilles and louvres	420, 487 on
Filters, heaters and attenuators	421 on
Temperature control systems for heaters	427, 432 on
Speed controllers and motor full protection devices	525 on

Accessories

Gravity shutter

Type VK 60/35 Ref. no. 0878
External airflow operated gravity shutter made of polymer, light grey.

External louvres

Type WSG 60/35 Ref. no. 0113
Robust construction made of aluminium extrusion profile, natural colour anodised.

Volume control damper for ducting

Type JVK 60/35 Ref. no. 6914
Casing made with flanges on both sides. The control mechanism is outside the airstream. For electrical drive, see STM, accessory.

Circular spigot

Type FSK 60/35 Ref. no. 0835
For cost effective adaption of rectangular fans into circular ducting systems with Ø 355 mm.

Flexible connectors

Type VS 60/35 Ref. no. 5698
Flexible in-duct connector with flanges on both sides.

– for Ex-fans

Type VS 60/35 Ex Ref. no. 0268

Counterflange

Type GF 60/35 Ref. no. 6923
Flange frames made of galvanised steel for connection to ducting.

Rectangular attenuator

Type KSD 60/30-35 No. 8730
For in-duct installation on intake or exhaust side.

Air-duct filter

Type KLF 60/30-35 G4 No. 8722
Type KLF 60/30-35 F7 No. 8646
Bag filter with a large cross section area. Galvanised steel casing with flanges on both sides.

Electric heater battery

Type EHR-K 15/60/30-35 No. 8706
Type EHR-K 30/60/30-35 No. 8707
Heating elements enclosed in a galvanised steel casing with connecting flanges on both sides.

Temperature control system for electric heater battery

Type EHSD 16 Ref. no. 5003

Warm water heater battery

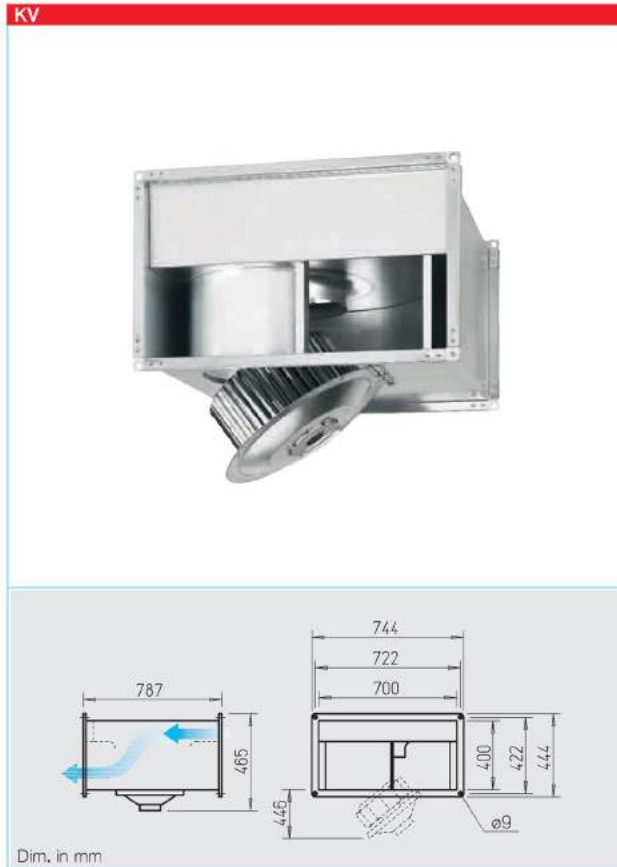
Type WHR 2/60/30-35 No. 8786
Type WHR 4/60/30-35 No. 8787
For in-duct installation.

Temperature control system for warm water heater battery

Type WHS HE¹⁾ Ref. no. 8319

¹⁾ In model WHR 4/60/30-35 the heat output is reduced to 2200 W/h.





Rectangular centrifugal fan with forward curved impeller blades and swing-out motor impeller unit.

- Low-noise centrifugal impellers in aerodynamic galvanised steel casing for high pressure levels.
- Compact and flat design for use in extract and fresh air systems in commercial and industrial applications.

■ **Specification**

- **Casing**
Made of galvanised steel and flanged on both ends. Space saving, compact design.
- Easy to clean and service thanks to the swing-out motor impeller unit.
- **Impeller**
Forward curved centrifugal impeller made of galvanised steel, highly efficient with low noise levels. Aerodynamically optimised casing; intake air flow by means of an inlet nozzle.
- **Motor**
Totally enclosed, maintenance-free external rotor motor with directly fitted impeller, protected to IP 44. Windings with protection against moisture. Ball bearing mounted

and interference-free. Dynamically balanced with resilient motor mounting bracket for low vibration and low noise operation.

- **Electrical connection**
Terminal box (IP 55 for 3 ph., IP 65 for explosion-proof types) is mounted with permanently attached cable.
- **Motor protection**
Through built-in thermal contacts which must be connected to a motor full protection device.
- **Speed control**
By voltage reduction using a 5 speed transformer controller (recommended) or an electronic controller (stepless). The performance figures at corresponding voltages are given in the performance curve.

- **Sound Levels**
Above the performance curve, total values and spectrum are given for:
 - Sound level case breakout
 - Sound level intake
 - Sound level exhaust
 The sound power level (on intake) is additionally shown within the performance curve for corresponding control voltages. In the table below you can also find:
 - Case breakout sound level at 4 m (free field conditions).

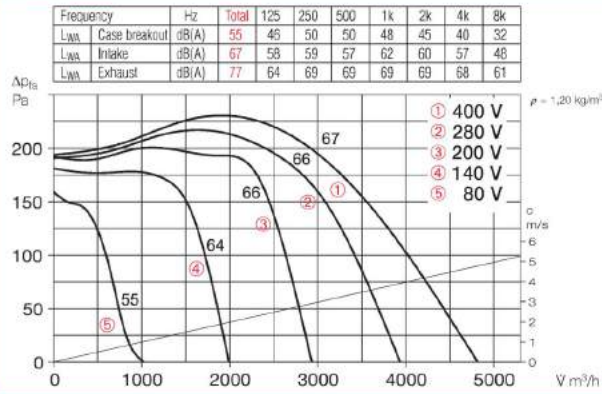
- **Installation**
Possible in any position. Attention should be paid to accessibility/swing out.

Note	Page
Selection chart	372
Technical description	373
Design guidelines	10 on
Modul. system components	370

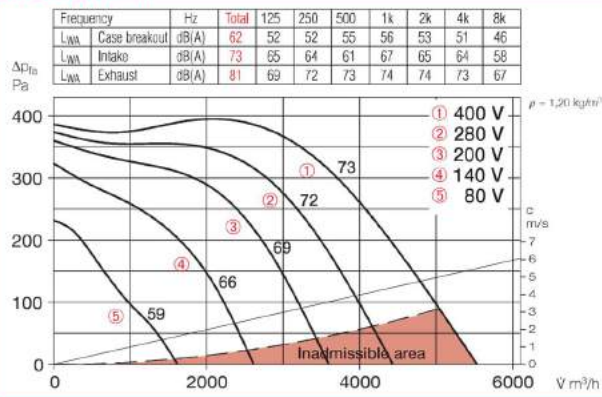
Type	Ref. no.	Air flow volume, free discharge V m³/h	Nominal R.P.M.	Sound press. case breakout dB(A) in 4 m	Power consumption		Wiring diagram No.	Max. air flow temperature at Norm. vol. Control		Weight net approx. kg	Speed controller 5-step				Motor full protection device to connect built-in thermal contacts	
					kW	A		+°C	+°C		Type	Ref. no.	Type	Ref. no.	Type	Ref. no.
3-phase motor, 230/400 V, 50 Hz, protected to IP 44																
KVD 355/8/70/40	5687	4850	680	35	1.02	3.9/2.3	860	70	70	49	TSD 5,5	1503	RDS 4	1316	MD	5849
KVD 355/6/70/40	5688	5000	830	42	1.53	5.5/3.2	860	60	60	54	TSD 5,5	1503	RDS 4	1316	MD	5849
KVD 355/4/70/40	5689	5800	1400	54	3.48	10.4/6.0	860	70	50	60	TSD 11	1513	RDS 11	1332	MD	5849
Explosion-proof Ex e II, temperature class T1 – T3, 3-phase 230/400 V, 50 Hz, protection to IP 44																
KVD 355/6/70/40 Ex	6814	4800	800	48	1.40	2.4	899	40	40	49	TSD 3,0	1502	—	—	MSA	1289



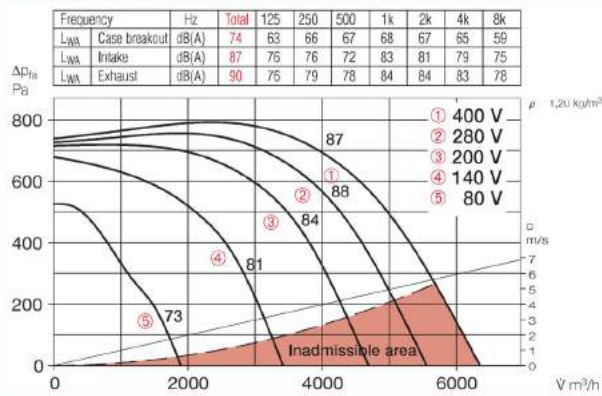
KVD 355/8/70/40



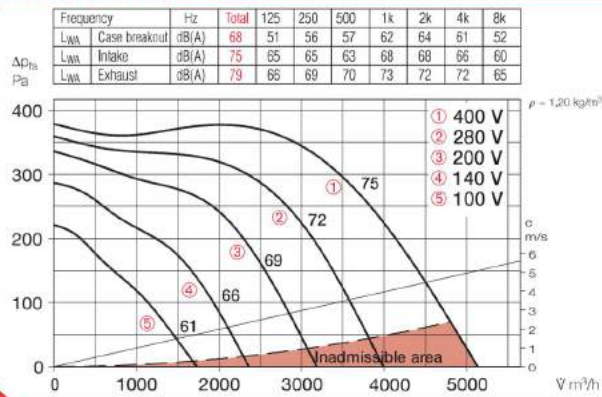
KVD 355/6/70/40



KVD 355/4/70/40



KVD 355/6/70/40 Ex



Accessories

Gravity shutter

Type VK 70/40 Ref. no. 0879
External airflow operated gravity shutter made of polymer, light grey.

External louvres

Type WSG 70/40 Ref. no. 0114
Robust construction made of aluminium extrusion profile, natural colour anodised.

Volume control damper for ducting

Type JVK 70/40 Ref. no. 6915
Casing made with flanges on both sides. The control mechanism is outside the airstream. For electrical drive, see STM, accessory.

Circular spigot

Type FSK 70/40 Ref. no. 0840
For cost effective adaption of rectangular fans into circular ducting systems with Ø 400 mm.

Flexible connectors

Type VS 70/40 Ref. no. 5699
Flexible in-duct connector with flanges on both sides.
– for Ex-fans
Type VS 70/40 Ex Ref. no. 0269

Counterflange

Type GF 70/40 Ref. no. 6924
Flange frames made of galvanised steel for connection to ducting.

Rectangular attenuator

Type KSD 70/40 Ref. no. 8731
For in-duct installation on intake or exhaust side.

Air-duct filter

Type KLF 70/40 G4 No. 8723
Type KLF 70/40 F7 No. 8647
Bag filter with a large cross section area. Galvanised steel casing with flanges on both sides.

Warm water heater battery

Type WHR 2/70/40 No. 8788
Type WHR 4/70/40 No. 8789
For in-duct installation.

Temperature control system for warm water heater battery

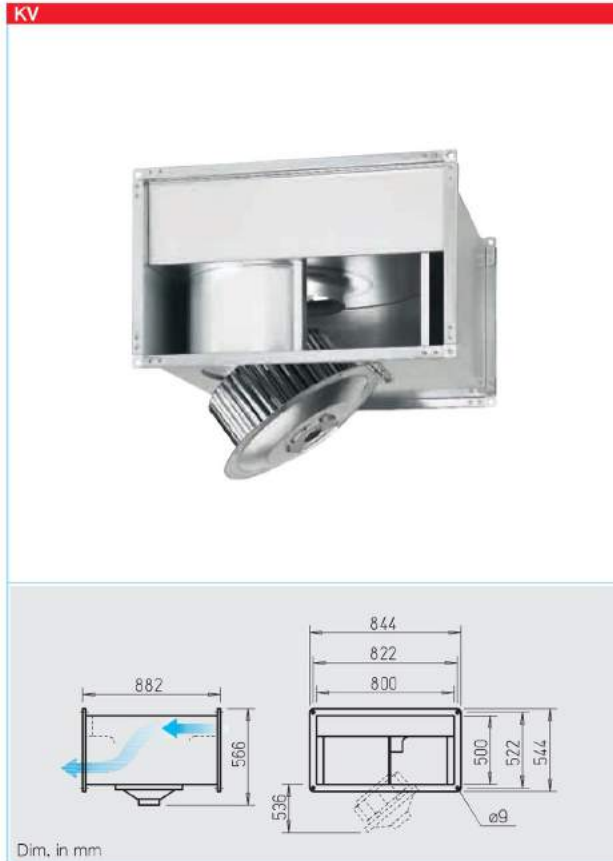
Type WHS HE¹⁾ Ref. no. 8319

¹⁾ In model WHR 4/70/40 the heat output is reduced to 2200 l/h.



Accessory details Page

Shutters, grilles and louvres	420, 487 on
Filters, heaters and attenuators	421 on
Temperature control systems for heaters	427, 432 on
Speed controllers and motor full protection devices	525 on



Rectangular centrifugal fan with forward curved impeller blades and swing-out motor impeller unit.

- Low-noise centrifugal impellers in aerodynamic galvanised steel casing for high pressure levels.
- Compact and flat design for use in extract and fresh air systems in commercial and industrial applications.

■ **Specification**

- **Casing**
Made of galvanised steel and flanged on both ends. Space saving, compact design.
- Easy to clean and service thanks to the swing-out motor impeller unit.
- **Impeller**
Forward curved centrifugal impeller made of galvanised steel, highly efficient with low noise levels. Aerodynamically optimised casing; intake air flow by means of an inlet nozzle.
- **Motor**
Totally enclosed, maintenance-free external rotor motor with directly fitted impeller, protected to IP 44.
Windings with protection against moisture. Ball bearing mounted

and interference-free. Dynamically balanced with resilient motor mounting bracket for low vibration and low noise operation.

- **Electrical connection**
Terminal box (IP 55) is mounted with a permanently attached cable.
- **Motor protection**
Through built-in thermal contacts which must be connected to a motor full protection device.
- **Speed control**
By voltage reduction using a 5 speed transformer controller (recommended) or an electronic controller (stepless). The performance figures at corresponding voltages are given in the performance curve.

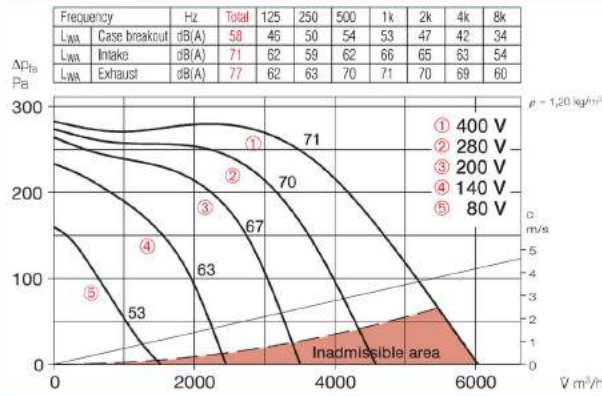
- **Sound Levels**
Above the performance curve, total values and spectrum are given for:
 - Sound level case breakout
 - Sound level intake
 - Sound level exhaust
 The sound power level (on intake) is additionally shown within the performance curve for corresponding control voltages. In the table below you can also find:
 - Case breakout sound level at 4 m (free field conditions).
- **Installation**
Possible in any position. Attention should be paid to accessibility/swing out.

Note	Page
Selection chart	372
Technical description	373
Design guidelines	10 on
Modul. system components	370

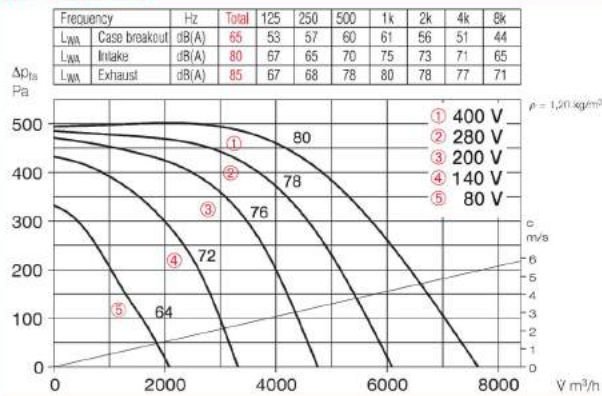
Type	Ref. no.	Air flow volume, free discharge	Nominal R.P.M.	Sound press. case breakout	Power consumption		Wiring diagram	Max. air flow temperature at		Weight net approx.	Speed controller 5-step				Motor full protection device to connect	
					kW	A		°C	°C		kg	Type	Ref. no.	Type	Ref. no.	Type
3-phase motor, 230/400 V, 50 Hz, protected to IP 44																
KVD 400/8/80/50	5690	5400	640	38	1.29	5.1/2.9	860	70	70	66	TSD 5,5	1503	RDS 4	1316	MD	5849
KVD 400/6/80/50	5691	7600	860	45	2.81	9.1/5.3	860	70	50	70	TSD 7,0	1504	RDS 7	1578	MD	5849



KVD 400/8/80/50



KVD 400/6/80/50



Accessories

Gravity shutter

Type VK 80/50 Ref. no. 0880
External airflow operated gravity shutter made of polymer, light grey.

External louvres

Type WSG 80/50 Ref. no. 0115
Robust construction made of aluminium extrusion profile, natural colour anodised.

Volume control damper for ducting

Type JVK 80/50 Ref. no. 6916
Casing made with flanges on both sides. The control mechanism is outside the airstream. For electrical drive, see STM, accessory.

Circular spigot

Type FSK 80/50 Ref. no. 0842
For cost effective adaption of rectangular fans into circular ducting systems with Ø 500 mm.

Flexible connectors

Type VS 80/50 Ref. no. 5700
Flexible in-duct connector with flanges on both sides.

Counterflange

Type GF 80/50 Ref. no. 6925
Flange frames made of galvanised steel for connection to ducting.

Rectangular attenuator

Type KSD 80/50 Ref. no. 8732
For in-duct installation on intake or exhaust side.

Air-duct filter

Type KLF 80/50 G4 No. 8670
Type KLF 80/50 F7 No. 8654
Bag filter with a large cross section area. Galvanised steel casing with flanges on both sides.

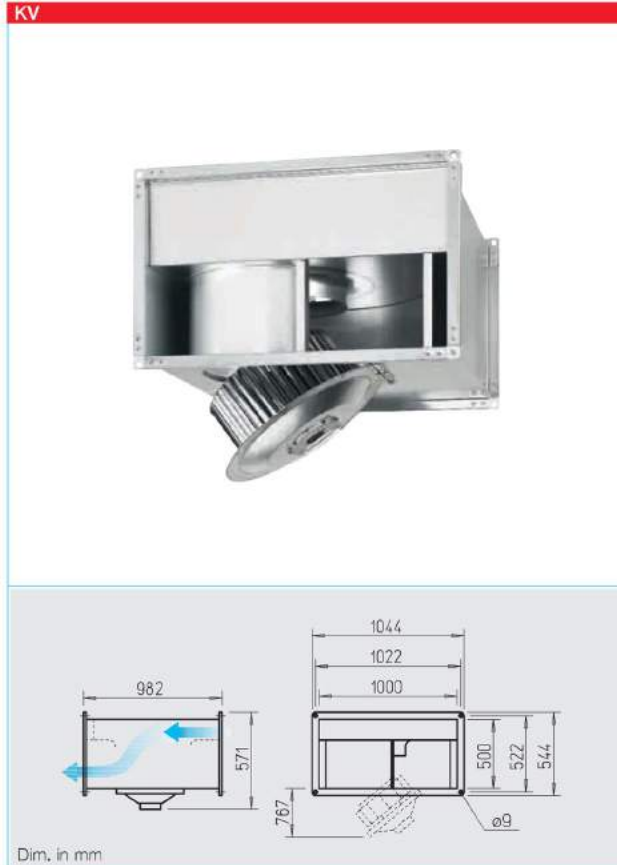
Warm water heater battery

Type WHR 2/80/50 No. 8795
Type WHR 4/80/50 No. 8796
For in-duct installation.



Accessory details Page

Shutters, grilles and louvres	420, 487 on
Filters, heaters and attenuators	421 on
Speed controllers and motor full protection devices	525 on



Rectangular centrifugal fan with forward curved impeller blades and swing-out motor impeller unit.

- Low-noise centrifugal impellers in aerodynamic galvanised steel casing for high pressure levels.
- Compact and flat design for use in extract and fresh air systems in commercial and industrial applications.

■ **Specification**

- **Casing**
Made of galvanised steel and flanged on both ends. Space saving, compact design.
- Easy to clean and service thanks to the swing-out motor impeller unit.
- **Impeller**
Forward curved centrifugal impeller made of galvanised steel, highly efficient with low noise levels. Aerodynamically optimised casing; intake air flow by means of an inlet nozzle.
- **Motor**
Totally enclosed, maintenance-free external rotor motor with directly fitted impeller, protected to IP 44.
Windings with protection against moisture. Ball bearing mounted and interference-free.

Dynamically balanced with resilient motor mounting bracket for low vibration and low noise operation.

- **Electrical connection**
Terminal box (IP 55) is mounted with a permanently attached cable.
- **Motor protection**
Through built-in thermal contacts which must be connected to a motor full protection device.
- **Speed control**
By voltage reduction using a 5 speed transformer controller (recommended) or an electronic controller (stepless). The performance figures at corresponding voltages are given in the performance curve.

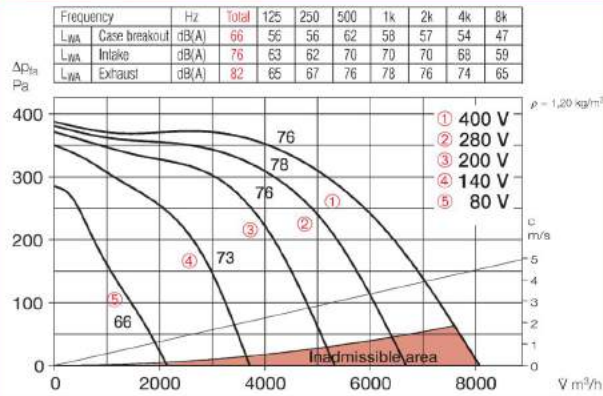
- **Sound Levels**
Above the performance curve, total values and spectrum are given for:
 - Sound level case breakout
 - Sound level intake
 - Sound level exhaust
 The sound power level (on intake) is additionally shown within the performance curve for corresponding control voltages. In the table below you can also find:
 - Case breakout sound level at 4 m (free field conditions).
- **Installation**
Possible in any position. Attention should be paid to accessibility/swing out.

Note	Page
Selection chart	372
Technical description	373
Design guidelines	10 on
Modul. system components	370

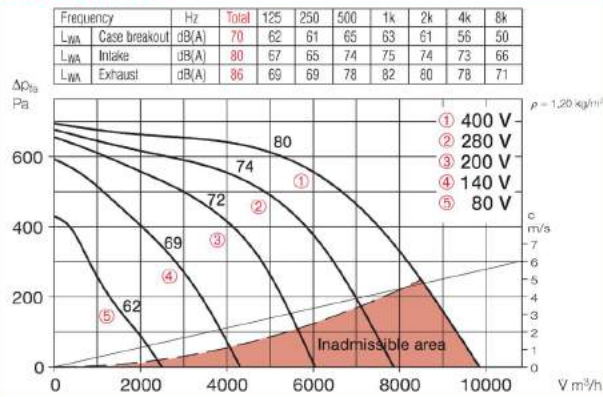
Type	Ref. no.	Air flow volume, free discharge	Nominal R.P.M.	Sound press. case breakout	Power consumption		Wiring diagram	Max. air flow temperature at		Weight net approx.	Speed controller 5-step without motor protect. unit		Speed controller 5-step with motor protect. unit		Motor full protection device to connect built-in thermal contacts	
		V m ³ /h			min ⁻¹	kW		A	Nom. vol.		Control	Type	Ref. no.	Type	Ref. no.	Type
3-phase motor, 230/400 V, 50 Hz, protected to IP 44																
KVD 450/8/100/50	5692	7600	690	46	2.26	8.6/5.0	860	60	50	90	TSD 7,0	1504	RDS 7	1578	MD	5849
KVD 450/6/100/50	5693	8500	870	50	3.65	11.6/6.7	860	70	50	90	TSD 11	1513	RDS 11	1332	MD	5849



KVD 450/8/100/50



KVD 450/6/100/50



Accessories

Gravity shutter

Type VK 100/50 Ref. no. 0881
External airflow operated gravity shutter made of polymer, light grey.

External louvres

Type WSG 100/50 Ref. no. 0116
Robust construction made of aluminium extrusion profile, natural colour anodised.

Volume control damper for ducting

Type JVK 100/50 Ref. no. 6917
Casing made with flanges on both sides. The control mechanism is outside the airstream. For electrical drive, see STM, accessory.

Circular spigot

Type FSK 100/50 Ref. no. 0843
For cost effective adaption of rectangular fans into circular ducting systems with Ø 500 mm.

Flexible connectors

Type VS 100/50 Ref. no. 5701
Flexible in-duct connector with flanges on both sides.

Counterflange

Type GF 100/50 Ref. no. 6926
Flange frames made of galvanised steel for connection to ducting.

Rectangular attenuator

Type KSD 100/50 Ref. no. 8733
For in-duct installation on intake or exhaust side.

Air-duct filter

Type KLF 100/50 G4 No. 8671
Type KLF 100/50 F7 No. 8655
Bag filter with a large cross section area. Galvanised steel casing with flanges on both sides.

Warm water heater battery

Type WHR 2/100/50 No. 8797
Type WHR 4/100/50 No. 8798
For in-duct installation.



Accessory details Page

Shutters, grilles and louvres	420, 487 on
Filters, heaters and attenuators	421 on
Speed controllers and motor full protection devices	525 on