



HEAVY-INDUSTRIAL SERIES 73" ROLL CABINET

Heavy-Industrial roll cabinet designed for the toughest work environments

Product Code	Description
50990	73" Wide 21 Drawer Roll Cabinet

Color Options: Standard color is red. To order in an optional color, simply add the appropriate color code to the end of the product code. Example: To order #50990 in Blue, specify product code 50990BL

50990 Roll Cabinet Overall Dimensions

Capacity (cu. in.)	Width (inches)	Depth (inches)	Height (inches)
29,477	80 7/32	24 5/16	43 1/16

Roll Cabinet Drawer Sizes

Number	Width (inches)	Depth (inches)	Height (inches)
Left side:			
1	49 3/8	22	4 1/4
1	23	22	2
2	23	22	3 1/8
2	23	22	4 1/4
1	23	22	6 7/16
Center:			
1	23	22	2
2	23	22	3 1/8
1	23	22	4 1/4
1	23	22	10 13/16
Right side:			
4	15 3/4	22	2
2	15 3/4	22	3 1/8
3	15 3/4	22	4 1/4

Features

- High gloss powder coat paint is scratch & chemical resistant
- Stainless steel work surface
- Heavy gauge metal for a lifetime of use
- Double wall construction for greater strength and durability
- Heavy duty 6" x 2" spring loaded casters
- Aluminum corner trim
- Handles on both side of cabinet
- Two pairs of 120 pounds rated ball bearing slides on all drawers over 3" deep.
- Anti-skid drawer liners included
- Overall width with handles is 80 1/4"

Color Options

	Red: Standard
	Black: B
	Blue: BL



50990






50990B






50990BL



Color Options

	Red: Standard
	Black: B
	Blue: BL

Color Options with Hardwood Top

	Red with Hardwood Top: W
	Black with Hardwood Top: BW
	Blue with Hardwood Top: BLW

Color Options with Hardwood Top: To order in an optional color with a hardwood top simply add the appropriate color and hardwood top code to the end of the product code. Example: To order #50885 in Blue with a Hardwood top, specify product code 50885BLW



50885W



HEAVY-INDUSTRIAL SERIES 54" ROLL CABINET WITH OPTIONAL HARDWOOD TOP

Heavy-Industrial roll cabinet designed for the toughest work environments

Product Code	Description
50885	54" Wide x 24 1/2" Deep 12 Drawer Roll Cabinet
50111	Hardwood Top Only

Color Options: Standard color is red. To order in an optional color, simply add the appropriate color code to the end of the product code. Example: To order #50885 in Blue, specify product code 50885BL

50885 Roll Cabinet Overall Dimensions

Capacity (cu. in.)	Width (inches)	Depth (inches)	Height (inches)
25,304	53 1/2	24 1/2	43

Roll Cabinet Drawer Sizes

Number	Width (inches)	Depth (inches)	Height (inches)
1	49 3/8	22	4 1/4
2	23	22	2
4	23	22	3
3	23	22	4 1/4
1	23	22	6 7/16
1	23	22	10 1/2

Features

- Frame is reinforced using 14 gauge plates on the front of cabinet
- Rigidity of frame is significantly increased with full height & width triple channel wall
- Three layers of metal guard the corners with interlock corner design
- Two pairs of 120 lb. rated ball bearing drawer slides on all drawers except 2" drawers
- 6"x2" precision ball bearing casters made of high tech thermoplastic rubber.
- Casters absorb vibrations transmitted to frame while moving on uneven surface
- Casters equipped with pedal brake and ball bearings for easy operation
- All drawers equipped with safe-lock system & made of 18 gauge heavy duty steel
- Extruded aluminum drawer handle trim
- Red high gloss powder coat paint is scratch resistant
- Drawer liners included at no extra charge
- Gas struts in lid of chest make lid easy to open and close






HEAVY-INDUSTRIAL SERIES 42" TOOL CABINETS

Heavy-Industrial-grade tool cabinets with ball bearing drawer slides for rugged service in the toughest work environments

Product Code	Description
50860	42" Wide x 24" Deep 4-Drawer Top Chest
50890	42" Wide x 24" Deep 5-Drawer Roll Cabinet

Color Options: Standard color is red. To order in an optional color, simply add the appropriate color code to the end of the product code. Example: To order #50860 in Blue, specify product code 50860BL

Color Options

	Red: Standard
	Black: B
	Blue: BL

50860 Top Chest Overall Dimensions

Capacity (cu. in.)	Width (inches)	Depth (inches)	Height (inches)
13966	42	24 ½	22 ½

Top Chest Drawer Sizes

Number	Width (inches)	Depth (inches)	Height (inches)
2	37 ¾	22	1 ¾
1	37 ¾	22	3 ¾
1	37 ¾	22	6 ¾

50890 Roll Cabinet Overall Dimensions

Capacity (cu. in.)	Width (inches)	Depth (inches)	Height (inches)
21379	42	24 ½	42

Roll Cabinet Drawer Sizes

Number	Width (inches)	Depth (inches)	Height (inches)
3	37 ¾	22	3 ¾
1	37 ¾	22	6 ¾
1	37 ¾	22	8 ¼

Features

- Frame is reinforced using 14 gauge plates on the front of cabinet.
- Rigidity of frame is significantly increased with full height & width triple channel wall.
- Three layers of metal guard the corners with interlock corner design.
- TWO pairs of 120 lb. rated ball bearing drawer slides on all drawers except 2" drawers.
- 6"x2" precision ball bearing casters made of high tech thermoplastic rubber.
- Casters absorb vibrations transmitted to frame while moving on uneven surfaces.
- Casters equipped with pedal brake and ball bearings for easy operation.
- All drawers equipped with safe-lock system & made of 18 gauge heavy duty steel.
- Extruded aluminum drawer handle trim.
- Red high gloss powder coat paint is scratch resistant.
- Drawer liners included at no extra charge.
- Gas struts in lid of chest make lid easy to open and close.





HEAVY-INDUSTRIAL SERIES 35" TOOL CABINETS

Heavy-Industrial roll cabinet designed for the toughest work environments

Product Code	Description
50881	35" Wide x 18" Deep 5 Drawer Top Chest
50887	35" Wide x 18" Deep 6 Drawer Roll Cabinet

Color Options: Standard color is red. To order in an optional color, simply add the appropriate color code to the end of the product code. Example: To order #50881 in Blue, specify product code 50881BL

50881 Top Chest Overall Dimensions

Capacity (cu. in.)	Width (inches)	Depth (inches)	Height (inches)
8350	35	18 3/4	22 3/4

Top Chest Drawer Sizes

Number	Width (inches)	Depth (inches)	Height (inches)
2	30 7/8	16 1/4	1 5/8
2	30 7/8	16 1/4	2 3/4
1	30 7/8	16 1/4	3 7/8

50887 Roll Cabinet Overall Dimensions

Capacity (cu. in.)	Width (inches)	Depth (inches)	Height (inches)
12,731	35	18 3/4	42

Roll Cabinet Drawer Sizes

Number	Width (inches)	Depth (inches)	Height (inches)
1	30 7/8	16 1/4	1 5/8
2	30 7/8	16 1/4	2 3/4
1	30 7/8	16 1/4	3 7/8
1	30 7/8	16 1/4	6 1/8
1	30 7/8	16 1/4	8 1/4



Color Options

 Red: Standard
 Black: B
 Blue: BL

HEAVY-INDUSTRIAL SERIES 27" TOOL CABINETS

Heavy-Industrial roll cabinet designed for the toughest work environments

Product Code	Description
50880	27" Wide x 18" Deep 5 Drawer Top Chest
50888	27" Wide x 18" Deep 6 Drawer Roll Cabinet

Color Options: Standard color is red. To order in an optional color, simply add the appropriate color code to the end of the product code. Example: To order #50880 in Blue, specify product code 50880BL

50880 Top Chest Overall Dimensions

Capacity (cu. in.)	Width (inches)	Depth (inches)	Height (inches)
6,604	27	18 3/4	22 1/4

Top Chest Drawer Sizes

Number	Width (inches)	Depth (inches)	Height (inches)
2	23	16 1/4	2
2	23	16 1/4	3
1	23	16 1/4	4 1/4

50888 Roll Cabinet Overall Dimensions

Capacity (cu. in.)	Width (inches)	Depth (inches)	Height (inches)
9,479	27	18 3/4	42

Roll Cabinet Drawer Sizes

Number	Width (inches)	Depth (inches)	Height (inches)
1	23	16 1/4	1 5/8
2	23	16 1/4	2 3/4
1	23	16 1/4	3 7/8
1	23	16 1/4	6 1/8
1	23	16 1/4	8 1/4

Features

- Frame is reinforced using 14 gauge plates on the front of cabinet
- Rigidity of frame is significantly increased with full height & width triple channel wall
- Three layers of metal guard the corners with interlock corner design
- TWO pairs of 120 lb. rated ball bearing drawer slides on all drawers except 2" drawers
- 6"x2" precision ball bearing casters made of high tech thermoplastic rubber .
- Casters absorb vibrations transmitted to frame while moving on uneven surfaces
- Casters equipped with pedal brake and ball bearings for easy operation
- All drawers equipped with safe-lock system & made of 18 gauge heavy duty steel
- Extruded aluminum drawer handle trim
- Red high gloss powder coat paint is scratch resistant
- Drawer liners included at no extra charge
- Gas struts in lid of chest make lid easy to open and close



Color Options

 Red: Standard
 Black: B
 Blue: BL