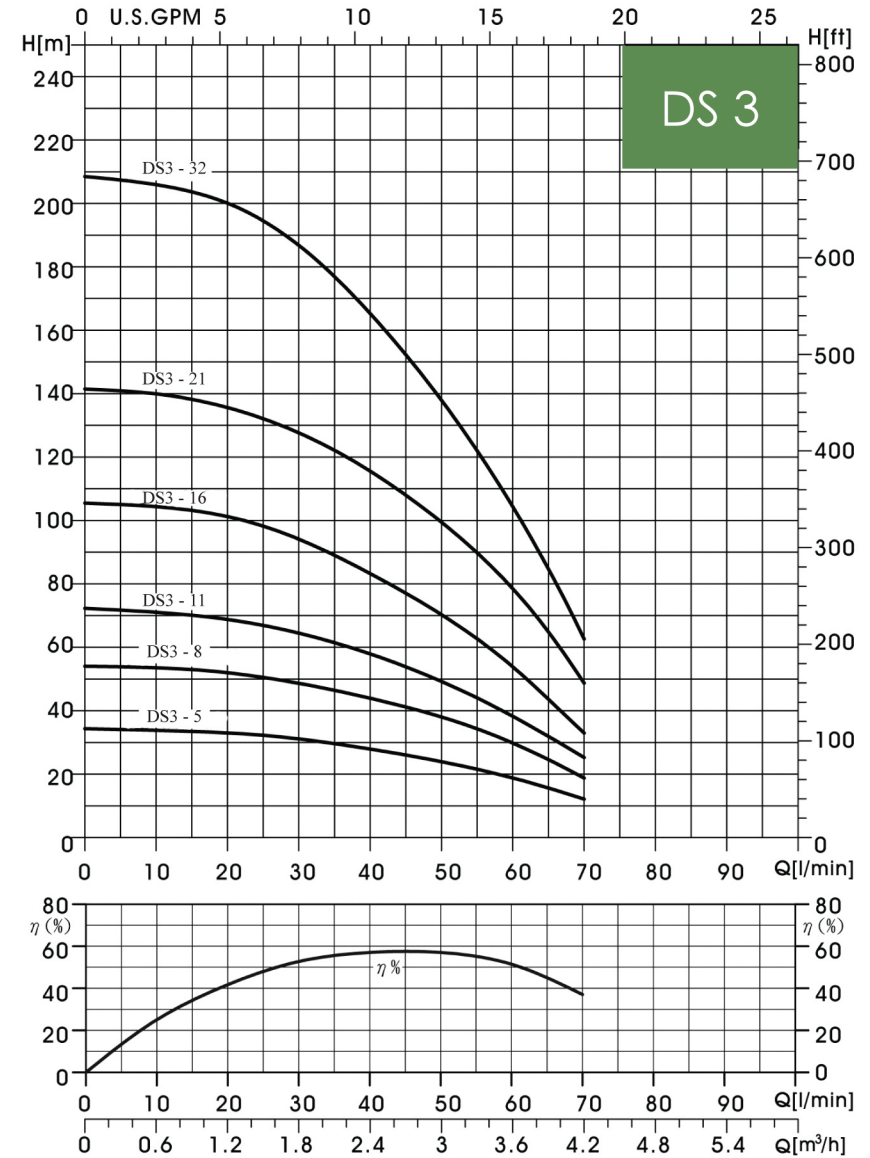
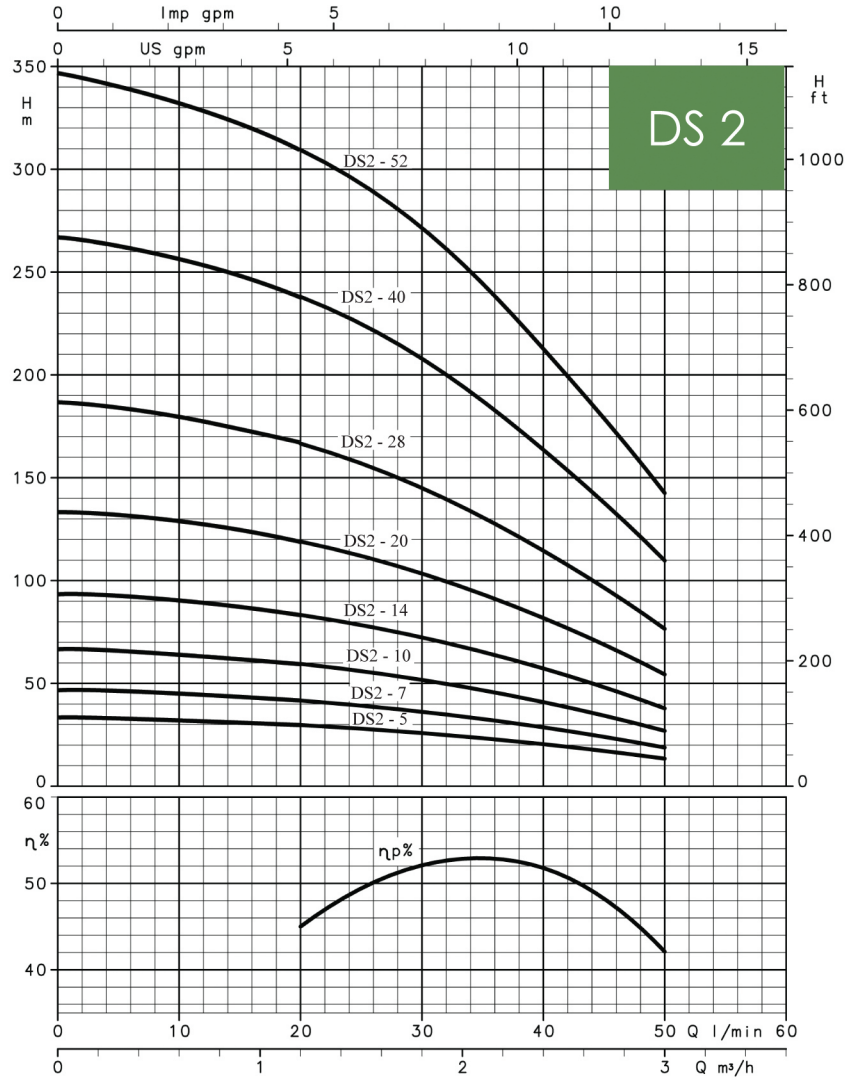


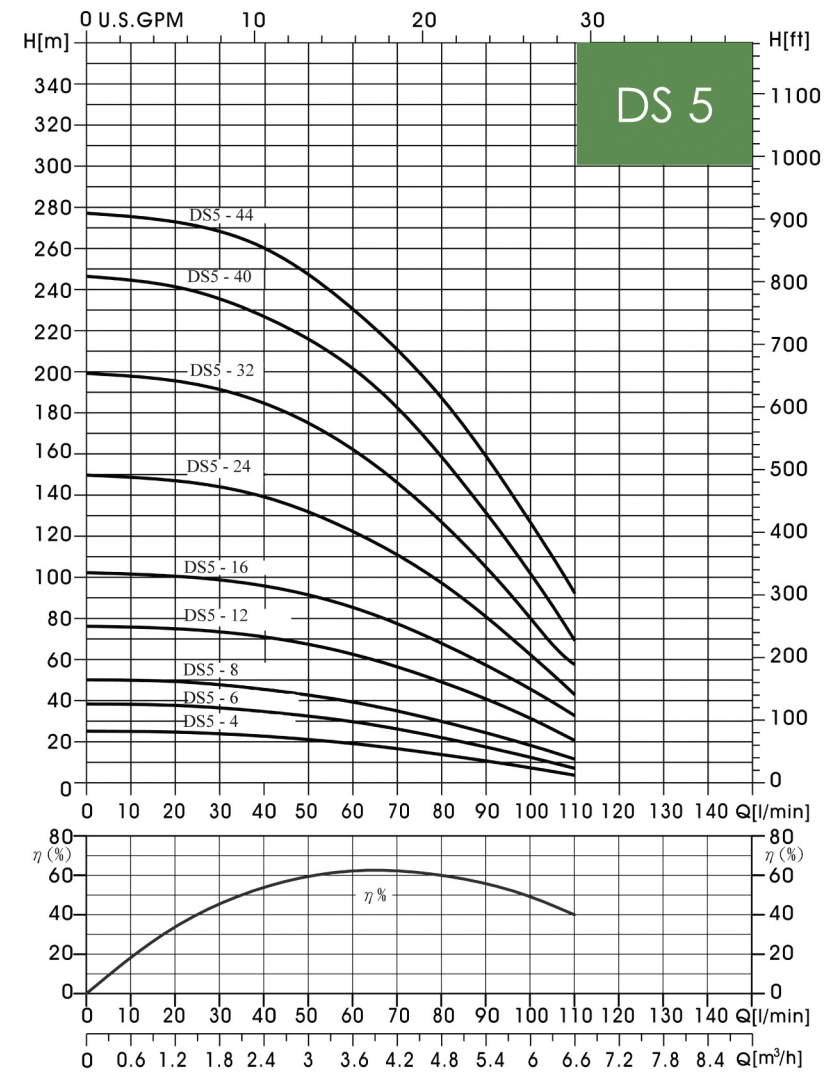
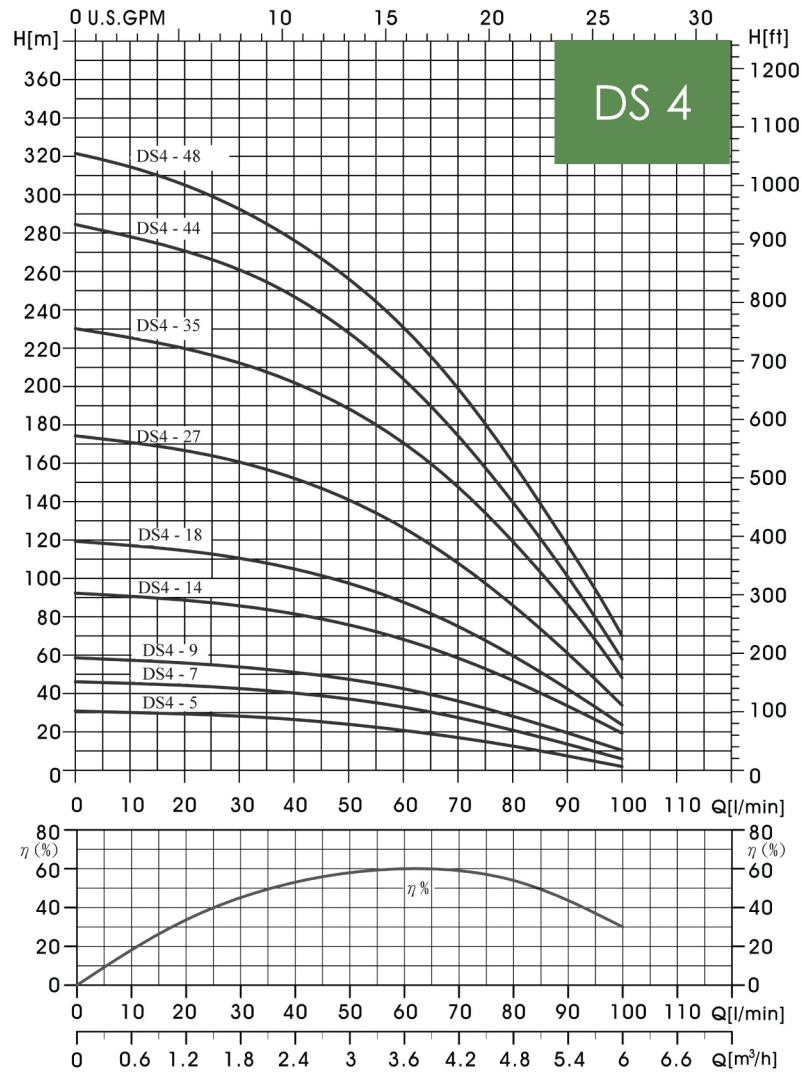
DS Performance Data - 50Hz



Type	N. of Stages	Motor		Pump			Q	Delivery						
		KW	HP	L (mm)	DN (RPT or NPT)	Kg		m³/h	0	1.5	1.8	2.1	2.4	2.7
DS 2-5	5	0.37	0.50	245	1.25"	2.6	Head H m	0	25	30	35	40	45	50
DS 2-7	7	0.37	0.50	280	1.25"	2.9		33	28	26	24	20	17	13
DS 2-10	10	0.55	0.75	332	1.25"	3.5		47	39	35	32	28	24	19
DS 2-14	14	0.75	1.00	402	1.25"	4.2		67	56	52	47	41	35	27
DS 2-20	20	1.10	1.50	507	1.25"	5.3		93	78	73	66	57	50	37
DS 2-28	28	1.50	2.00	680	1.25"	7.1		133	113	104	97	82	72	53
DS 2-40	40	2.20	3.00	914	1.25"	10.1		187	158	146	130	115	97	74
DS 2-52	52	3.00	4.00	1120	1.25"	12.2		267	226	208	186	164	136	106
							347	294	271	243	213	178	138	

Type	N. of Stages	Motor		Pump			Q	Delivery						
		KW	HP	L (mm)	DN (RPT or NPT)	Kg		m³/h	0	2.1	2.4	2.7	3.0	3.6
DS 3-5	5	0.37	0.50	236	1.25"	2.5	Head H m	0	35	40	45	50	60	70
DS 3-8	8	0.55	0.75	289	1.25"	2.9		34	29	27	25	23	18	12
DS 3-11	11	0.75	1.00	342	1.25"	3.4		54	46	43	41	38	30	19
DS 3-16	16	1.10	1.50	430	1.25"	4.2		72	61	58	54	49	38	28
DS 3-21	21	1.50	2.00	519	1.25"	5.0		106	89	83	77	70	54	34
DS 3-32	32	2.20	3.00	749	1.25"	7.1		142	122	115	108	100	79	49
								208	177	165	152	138	104	64

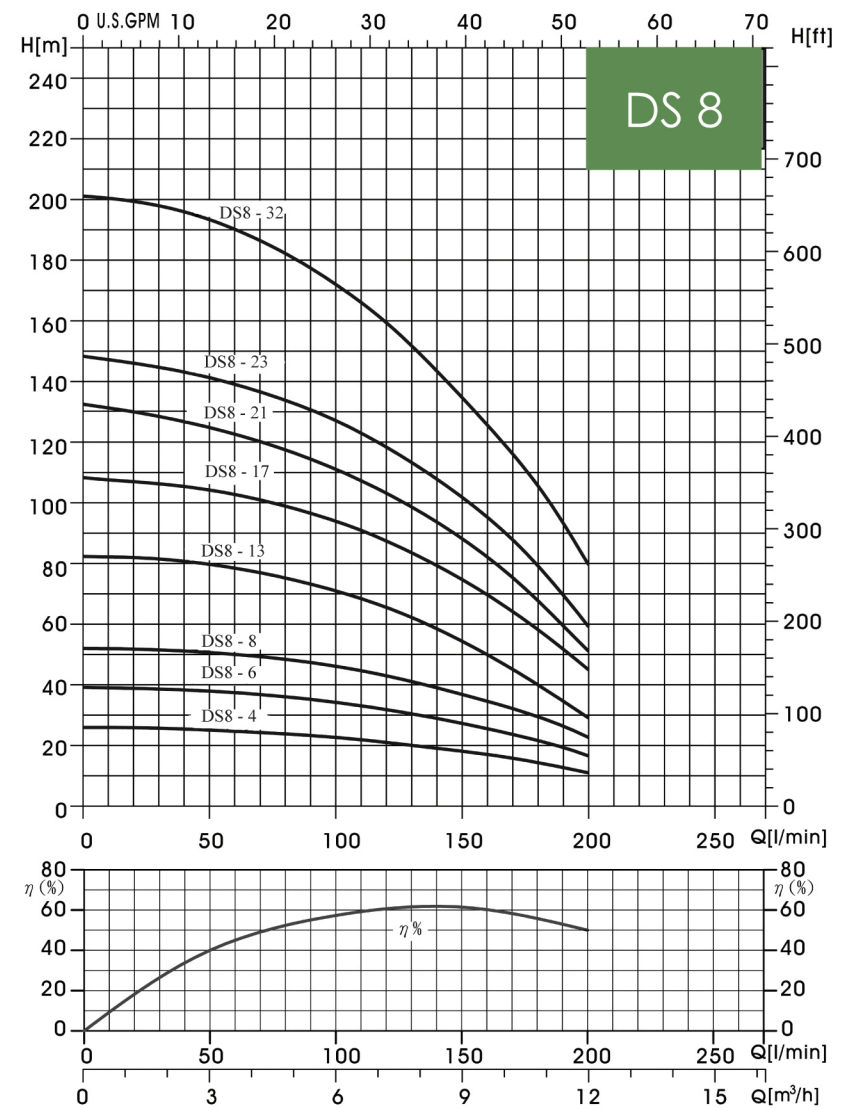
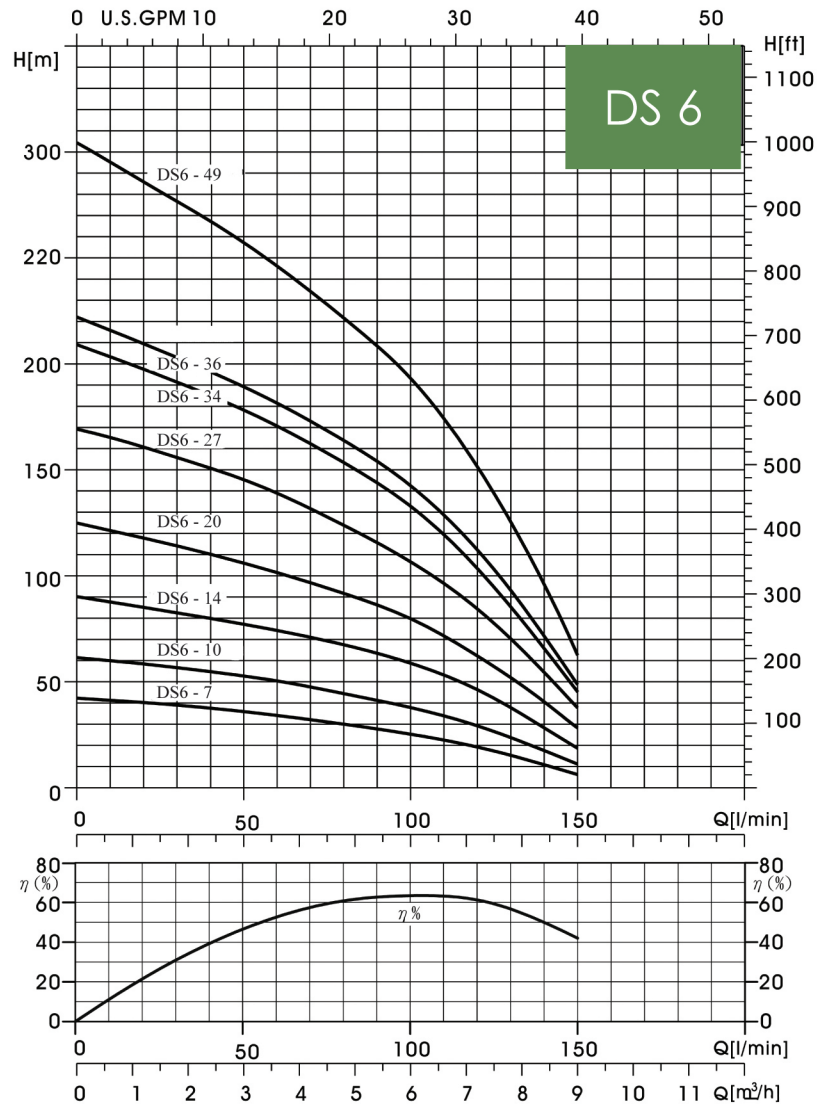
DS Performance Data - 50Hz



Type	N. of Stages	Motor			Pump			Q							
		KW	HP	L (mm)	DN (RPT or NPT)	Kg	Delivery								
							m3/h	0	3.0	3.6	4.2	4.8	5.4	6.0	
DS 4-5	5	0.37	0.50	257	1.25"	2.7	Head H m	0	30	36	42	48	54	60	66
DS 4-7	7	0.55	0.75	301	1.25"	3.0		0	50	60	70	80	90	100	
DS 4-9	9	0.75	1.00	344	1.25"	3.3		33	22	21	17	13	8	3	
DS 4-14	14	1.10	1.50	452	1.25"	4.1		46	36	33	28	21	13	7	
DS 4-18	18	1.50	2.00	538	1.25"	4.7		59	47	43	37	28	20	10	
DS 4-27	27	2.20	3.00	767	1.25"	6.2		93	76	68	58	47	33	19	
DS 4-35	35	3.00	4.00	934	1.25"	7.9		120	98	88	75	60	42	25	
DS 4-44	44	3.70	5.00	1128	1.25"	9.3		175	141	127	109	87	61	35	
DS 4-48	48	4.00	5.50	1253	1.25"	9.9		231	184	166	145	119	85	49	
								285	223	201	173	139	99	55	
							322	245	228	198	160	118	70		

Type	N. of Stages	Motor			Pump			Q							
		KW	HP	L (mm)	DN (RPT or NPT)	Kg	Delivery								
							m3/h	0	3.6	4.2	4.8	5.4	6.0	6.6	
DS 5-4	4	0.37	0.50	247	2"	2.4	Head H m	0	60	70	80	90	100	110	
DS 5-6	6	0.55	0.75	296	2"	2.9		26	19	17	14	11	7	4	
DS 5-8	8	0.75	1.00	345	2"	3.3		38	30	26	22	18	12	8	
DS 5-12	12	1.10	1.50	433	2"	4.1		51	39	35	30	24	18	14	
DS 5-16	16	1.50	2.00	542	2"	5.0		77	63	57	49	41	31	21	
DS 5-24	24	2.20	3.00	777	2"	6.6		102	86	77	68	57	46	34	
DS 5-32	32	3.00	4.00	965	2"	8.7		151	122	111	97	80	62	44	
DS 5-40	40	3.70	5.00	1160	2"	10.4		203	162	146	127	105	80	59	
DS 5-44	44	4.00	5.50	1296	2"	11.2		253	202	182	159	131	102	70	
								278	230	210	187	159	127	94	

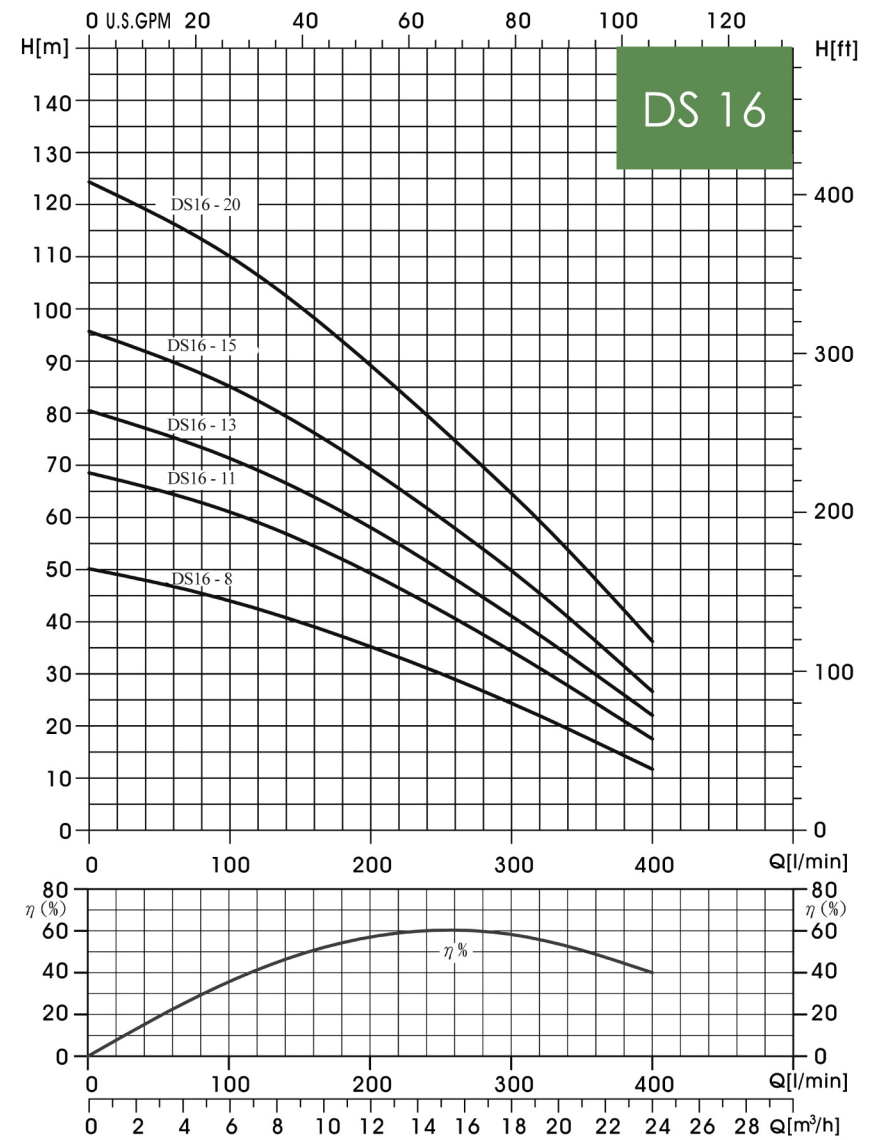
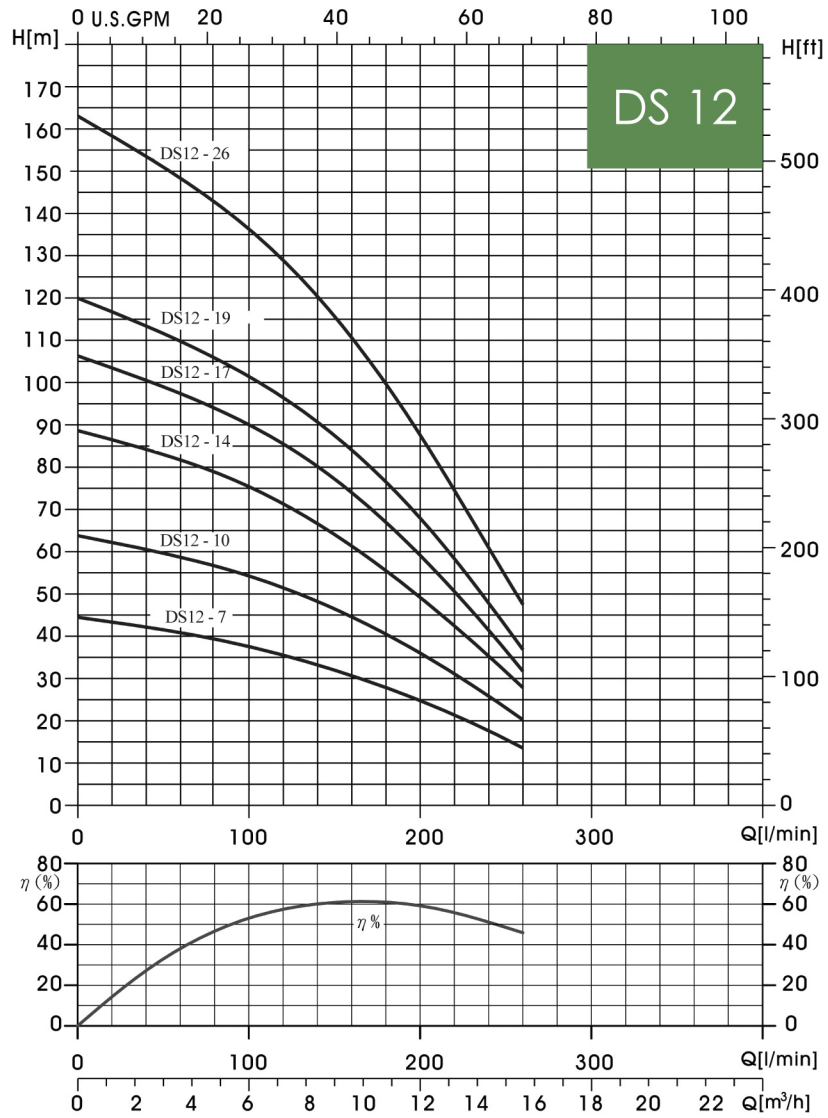
DS Performance Data - 50Hz



Type	N. of Stages	Motor		Pump			Q	Delivery						
		KW	HP	L (mm)	DN (RPT or NPT)	Kg		m ³ /h	0	5.4	6	6.6	7.2	7.8
DS 6-7	7	0.75	1.00	390	2"	3.7	Head H m	0	90	100	110	120	130	150
DS 6-10	10	1.10	1.50	483	2"	4.6		42	28	25	22	19	15	8
DS 6-14	14	1.50	2.00	607	2"	5.7		62	41	38	34	29	23	12
DS 6-20	20	2.20	3.00	831	2"	7.5		90	63	59	53	46	37	19
DS 6-27	27	3.00	4.00	1048	2"	9.6		125	86	80	71	62	52	29
DS 6-34	34	3.70	5.00	1257	2"	11.6		169	115	107	96	84	70	39
DS 6-36	36	4.00	5.50	1318	2"	12.2		208	143	132	120	103	86	48
DS 6-49	49	5.50	7.50	1802	2"	15.9		221	154	143	127	112	93	49
								302	209	193	171	151	123	64

Type	N. of Stages	Motor		Pump			Q	Delivery						
		KW	HP	L (mm)	DN (RPT or NPT)	Kg		m ³ /h	0	7.2	7.8	8.4	9.0	9.6
DS 8-4	4	0.75	1.00	294	2"	2.8	Head H m	0	120	130	140	150	160	200
DS 8-6	6	1.10	1.50	356	2"	3.4		26	21	20	19	18	17	11
DS 8-8	8	1.50	2.00	418	2"	4.0		39	32	30	29	27	26	18
DS 8-13	13	2.20	3.00	573	2"	5.5		52	43	40	39	37	35	24
DS 8-17	17	3.00	4.00	697	2"	6.6		82	66	62	59	53	50	30
DS 8-21	21	3.70	5.00	859	2"	7.8		108	87	83	79	75	70	47
DS 8-23	23	4.00	5.50	921	2"	8.4		132	103	98	93	88	82	52
DS 8-32	32	5.50	7.50	1238	2"	11.0		148	118	113	108	101	95	60
								202	160	151	143	133	125	80

DS Performance Data - 50Hz



Type	N. of Stages	Motor			Pump			Q						
		KW	HP	L (mm)	DN (RPT or NPT)	Kg	m³/h	0	9.6	10.8	12	13	14.4	15.6
DS 12-7	7	1.50	2.00	534	2"	5.3	l/min	0	160	180	200	220	240	260
DS 12-10	10	2.20	3.00	690	2"	6.7	Head H m	45	31	28	25	22	18	14
DS 12-14	14	3.00	4.00	989	2"	8.6		64	44	41	36	32	26	20
DS 12-17	17	3.70	5.00	1092	2"	10.1		89	62	56	49	43	35	29
DS 12-19	19	4.00	5.50	1195	2"	11.0		107	74	67	59	51	42	33
DS 12-26	26	5.50	7.50	1559	2"	14.3		120	89	76	68	58	48	38
DS 12-35	35	7.50	10.00	2049	2"	20.9		163	111	100	87	75	61	47
								221	155	140	125	108	90	67

Type	N. of Stages	Motor			Pump			Q							
		KW	HP	L (mm)	DN (RPT or NPT)	Kg	m³/h	0	15.6	16.8	18.0	19.2	20.4	24.0	
DS 16-8	8	2.20	3.00	676	2"	6.3	l/min	0	260	280	300	320	340	400	
DS 16-11	11	3.00	4.00	880	2"	8.1	Head H m	51	29	27	24	20	18	13	
DS 16-13	13	3.70	5.00	1013	2"	9.3		70	41	38	34	30	27	18	
DS 16-15	15	4.00	5.50	1149	2"	10.5		81	48	45	41	36	32	23	
DS 16-20	20	5.50	7.50	1489	2"	13.5		97	58	54	50	43	39	27	
DS 16-28	28	7.50	10.00	2096	2"	21.2		125	74	70	65	56	44	36	
								151	92	85	78	70	62	48	