


The **dynamics** of water



**dph(s)i horizontal stainless steel  
multi-stage centrifugal pump**

**Efficient, reliable and wide range of uses**

# Designed to go beyond the performance

## of standard horizontal pumps in the market

The dph(s)i is designed as a genuine 'industrial' horizontal pump. With 'best in class' hydraulic efficiency, wide temperature range, high pressure and low NPSHr. When your application sets high requirements on the pump, but installation space is limited, the dph(s) offers the solution.

### Designed for demanding conditions

- Available in AISI 316 and AISI 304
- Temperature range -20°C up to + 140°C
- Optional low NPSHr package
- $H_{max} \leq 195$  mwc
- Max pressure class PN25
- $Q_{max}$  26,3 m<sup>3</sup>/hour
- 10 seal combinations possible in accordance with EN12756 (Easy access and Cartridge)
- Drinking water approvals (WRAS/ACS)
- Extensive options in motors and controls
- Discharge connection can be optionally placed on the left or right side or on top of the pump
- 2x2 plugs for draining and sensors on each side of the casing, so they are always easily accessible
- Certification and test certificates are available upon request: among others, LR, BV, ABS, DNV GL 2.1; 2.2; 3.1 and 3.2.



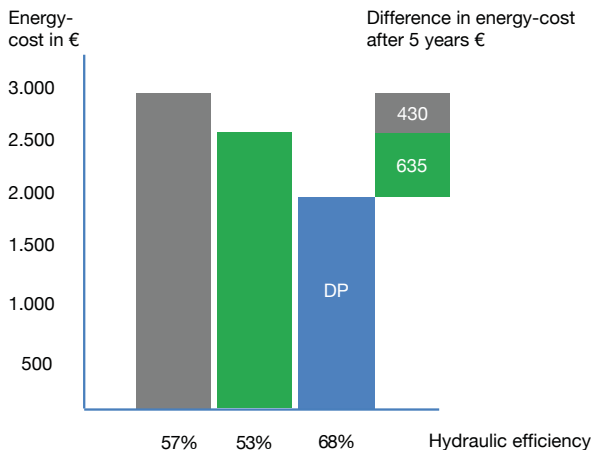
### Applications

- Industry – general
- Pressure boosting systems
- Transportation of drinking water
- Water treatment
- Hot water applications
- Transportation of cooling water

### Total Cost of Ownership

- Superior efficiency

Comparison of the 3 most used horizontal pumps (A-brands), based on published efficiency figures



$Q_{nom} = 7$  m<sup>3</sup>/hour | 8.760 operating hours per year | 30 mwc pressure | € 0,15 per kWh

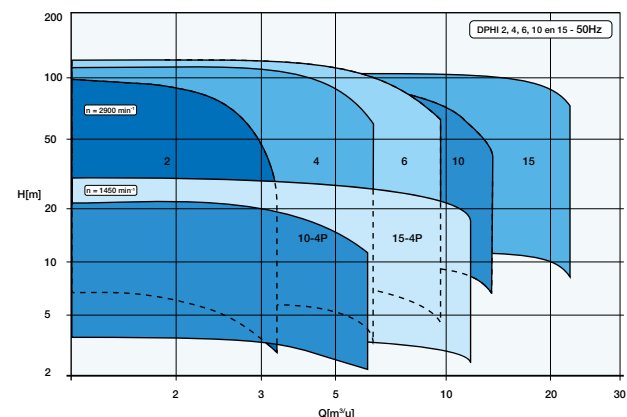
- Easy maintenance
  - Coupled motor
  - Replace seal and engine without the need to disassemble the hydraulics

### Robust and reliable

- Suction- and discharge connection close to each other on the casing
- 90° angle, in line with industry standard
- Cast stainless steel pump foot

### Motors

- 50 Hz / 60 Hz
- DPH(S)I 2, 4 and 6 available with 2-pole motor,
- DPH(S)I 10 and 15 with 2 or 4-pole motor
- 1 and 3 phases
- Standard IE3 ( $\geq 0.75$  kW), optional IE4 or IE5
- Max 7.5 kW
- Also suitable for NEMA motor



Technical data	50Hz	60Hz
$Q_{max}$	22,5 m <sup>3</sup> /uur	26,3 m <sup>3</sup> /uur
$H_{max}$	136 mwc	195 mwc
Max pressure class	PN25	
Temperature of the medium	-20°C up to +140°C	
Taper internal thread connection DIN-ISO 228-1	dph(s)i 2, 4 and 6 suction and discharge G 1 ¼ dph(s)i 10, 15 suction and discharge G2	