

GROUP 594 ROLLER CABINETS & TOOL CHESTS

KENNEDY PROFESSIONAL Roller Cabinets & Tool Chests

NEW



Our Ultimate Range of Tool Storage – Combines Maximum Capacity with a Superior Finish

Robust and hardwearing, this range is made from a two part construction with strong steel inner walls and reinforced back panels for added security. The angled corners protect against mobility strains or cracks and preserve product shape for longer. These items feature anti-rust and solvent resistant powder coat finish. Fully opening drawers with classic design pulls to allow easy access with a drawer weight capacity of 40-45kg. The increased drawer load capacities allows storage of most tools and can be fully loaded.

Security

Top lid fitted with gas struts for safe and easy access.
Full height rear locking mechanism for greater security.

Mobility

Strong ergonomic side handles, can fit to either side of unit. 125mm diameter castors with brakes, absorbs shock and can support heavy loads.

Design

Anti - rust and solvent resistant powder coat finish, maintains paintwork and protects against scratches. Perforated sides optimise space with easy to install accessories and tool holders.
45° angled corners protects against mobility strains and cracks, plus preserves unit shape. Plastic bumpers on each corner protects against impact. Non-slip 10mm EVA top mat prevents damage and protects tools. ABS top tray available.

Drawers

Fully opening allowing greater access. Auto return magnets secure drawers into place. Full width individual catches only allows one drawer to open at a time, prevents cabinet from tipping. 3.0mm EVA liners maintains paintwork and protects tools. 45mm ball bearing slides give good drawer stability and smooth action - even under load.

Top Chest

6 Drawer Size (WxDxH):

3@ 170x400x75mm
3@ 570x400x75mm

Roller Cabinets

5 Drawer Size (WxDxH):

1@ 570x400x75mm
4@ 570x400x155mm

7 Drawer Size (WxDxH):

5@ 570x400x75mm
2@ 570x400x155mm

Total drawer load capacity:

Tool Chests: 255kg.


Roller Cabinets: 290kg.

**550kg
Load
Capacity**
(Static)

Roller Cabinet only



HAND TOOLS



**Accessories
Page 574**

Top Chest

| Number of Drawers | Width (mm) | Depth (mm) | Height (mm) | Order Code |
|-------------------|------------|------------|-------------|---------------|
| 6 | 710 | 465 | 455 | -2240K |

Roller Cabinets

| Number of Drawers | Width (mm) | Depth (mm) | Height (mm) | Order Code |
|-------------------|------------|------------|-------------|---------------|
| 5 | 710 | 465 | 845 | -2140K |
| 7 | 710 | 465 | 845 | -2340K |

KENNEDY Roller Cabinets & Tool Chests

NEW



INDUSTRIAL

Our High-end Industrial Range – Robust Enough for the Demands of Every Workplace

This range has been made with the heavy industrial user in mind. These items feature full width top chests and full height cabinets with alloy style castors. All units are finished with anti-rust and solvent resistant powder coat paint. Made from robust steel with inner walls and reinforced back panels. All corners are angled to maintain product shape and protect cabinet during transportation. This range features fully opening drawers with classic design pulls to allow easy access. Our Kennedy logo is pressed into the top chest lid and cabinet bottom drawer.

Security

Top lid fitted with 2 steel stays lock into position - option of gas struts available. Full height rear locking mechanism for greater security.

Mobility

Strong ergonomic side handles (Roller Cabinets) can fit to either side of unit. Chrome side handles with comfort grip (Tool Chest).
For ease when transporting unit. 125mm diameter castors with brakes, absorbs shock and can support heavy loads.

Design

Anti-rust and solvent resistant powder coat finish maintains paintwork and protects against scratches. Perforated sides optimise space with easy to install accessories and tool holders available. 45° angled corners protects against mobility strains and cracks, plus reserves unit shape. Steel inner walls for added strength and extra rigidity. Non-slip 10mm EVA top mat prevents damage and protects tools. ABS top tray available.

Drawers

Fully opening allowing greater access. Auto return magnets secure drawers into place. Individual latches prevents unexpected opening of drawers when repositioning. 2.5mm EVA liners maintains paintwork and protects tools. 45mm Ball bearing slides give good drawer stability and smooth action - even under load.

Top Chest

3 Drawer Size (WxDxH):
3@ 170x400x75mm

6 Drawer Size (WxDxH):
3@ 170x400x75mm
3@ 570x400x75mm

12 Drawer Size (WxDxH):
9@ 170x400x50mm
2@ 570x400x50mm
1@ 570x400x75mm

Roller Cabinets

5 Drawer Size (WxDxH):
1@ 570x400x75mm
4@ 570x400x155mm

7 Drawer Size (WxDxH):
5@ 570x400x75mm
2@ 570x400x155mm

Total drawer load capacity:

Tool Chests: 195kg.

Roller Cabinets: 220kg.

**450kg
Load
Capacity**
(Static)

Roller Cabinet only



HAND TOOLS



Top Chests

| Number of Drawers | Width (mm) | Depth (mm) | Height (mm) | Order Code |
|-------------------|------------|------------|-------------|---------------|
| 3 | 710 | 465 | 375 | -2040K |
| 6 | 710 | 465 | 455 | -2220K |
| 12 | 710 | 465 | 485 | -2420K |

Accessories Page 574

Roller Cabinets

| Number of Drawers | Width (mm) | Depth (mm) | Height (mm) | Order Code |
|-------------------|------------|------------|-------------|---------------|
| 5 | 710 | 465 | 845 | -2120K |
| 7 | 710 | 465 | 845 | -2320K |

PRODUCTS ARE ONLY AVAILABLE VIA YOUR DISTRIBUTOR

GROUP 594 ROLLER CABINETS & TOOL CHESTS



Select Range Roller Cabinets

Our High-end Industrial Range – Robust Enough for the Demands of Every Workplace
This range has been made with the heavy industrial user in mind. These items feature full width top chests and full height cabinets with alloy style castors. All units are finished with anti - rust and solvent resistant powder coat paint. Made from robust steel with inner walls and reinforced back panels. All corners are angled to maintain product shape and protect cabinet during transportation. This range features fully opening drawers with classic design pulls to allow easy access. Our Kennedy logo is pressed into the top chest lid and cabinet bottom drawer.

3 Drawer Roller Cabinet
3@ 570 x 400 x 75mm



NEW

450kg Load Capacity
(Static)

5 Drawer Roller Cabinet
1@ 570 x 400 x 75mm
4@ 570 x 400 x 155mm



NEW

450kg Load Capacity
(Static)

INDUSTRIAL



7 Piece Screwdriver Holder
Size: (WxDxH)
200x39x65mm



7 Piece Hook Rack
Size: (WxDxH)
325x5x29mm



ABS Work Top Tray
Size: (WxDxH)
720x470x25mm



4 Piece Can Holder
Size: (WxDxH)
325x90x70mm



Side Tray
Size: (WxDxH)
300x120x60mm



Multifunctional Tray
Size: (WxDxH)
320x90x120mm



| Description | Order Code KEN-594 |
|----------------------|-----------------------|
| ABS Work Top Tray | -1580K |
| 4 Piece Can Holder | -1590K |
| 7 Piece Hook Rack | -1610K |
| 7 Piece Screwdriver | -1630K |
| Multifunctional Tray | -1650K |
| Side Tray | -1660K |

320mm Paper Roll Holder
Size: (WxDxH)
20x30x270mm



Gas Struts



Waste Bin
Size: (WxDxH)
300x135x250mm

Tote Tray
Size (WxDxH):
440 x 175 x 85mm



| Description | Order Code KEN-594 |
|-------------------|-----------------------|
| Paper Roll Holder | -1560K |
| Tote Tray | -1640K |
| Waste Bin | -1670K |
| Gas Struts | -6600K |

| Number of Drawers | Width (mm) | Depth (mm) | Height (mm) | Order Code KEN-594 |
|-------------------|------------|------------|-------------|-----------------------|
| 3 | 710 | 465 | 845 | -2020K |
| 5 | 710 | 465 | 845 | -2620K |

YAMOTO *Roller Cabinets & Tool Chests*

Our Mid-Range of Tool Storage – Modern Design that's Sturdy, Stylish and Secure

Introducing our trade-pro tool storage range. This range comprises of full height cabinets with a stylish and modern design with ergonomic drawer pulls. These feature 35mm ball bearing slides and has the highest drawer load capacities within our Yamoto range. Made to be sturdy these have steel inner walls with a pressed steel back strengthener with angled front corners to prolong cabinet life.

Top Chest

6 Drawer Size (WxDxH):

3@ 170x275x50mm
2@ 570x275x50mm
1@ 570x275x75mm

12 Drawer Size (WxDxH):

9@ 170x400x50mm
2@ 570x400x50mm
1@ 570x400x75mm

Roller Cabinets

3 Drawer Size (WxDxH):

2@ 570x400x75mm
4@ 570x400x155mm

5 Drawer Size (WxDxH):

1@ 570x400x75mm
4@ 570x400x155mm

7 Drawer Size (WxDxH):

5@ 570x400x75mm
2@ 570x400x155mm

Total drawer load capacity:

Tool Chests: 150kg.

Roller Cabinets: 210kg.

Top Chests

| Number of Drawers | Width (mm) | Depth (mm) | Height (mm) | Order Code |
|-------------------|------------|------------|-------------|----------------|
| 6 | 660 | 310 | 380 | YMT-594 |
| 12 | 660 | 440 | 490 | -1500K |
| | | | | -1520K |

Roller Cabinets

| Number of Drawers | Width (mm) | Depth (mm) | Height (mm) | Order Code |
|-------------------|------------|------------|-------------|----------------|
| 3 | 680 | 460 | 860 | YMT-594 |
| 5 | 680 | 460 | 860 | -1600K |
| 7 | 680 | 460 | 860 | -1620K |
| | | | | -1640K |

NEW

400kg Load Capacity
(Static)

Roller Cabinet only

TRADE

SENATOR *QUALITY TOOLING*

Roller Cabinets Tool Chests

Our Workshop, General Purpose Range – Entry Level Choice for Durability and Mobility

The new Senator tool storage range is ideal for your workshop or the light industrial user. With an anti-rust and solvent resistant powder coat finish this range will stay looking new for longer. The top chest features corner protectors, reinforced lid and steel lid stays to protect from any impact or accidental slamming. The new ergonomic drawer pulls provide easy access to your tools. The new workshop range have 35mm ball bearing slides giving greater drawer weight capacities to store all your tools. These benefit from steel inner walls with a pressed steel back strengthener making them more robust and longer lasting.

Top Chest

6 Drawer Size (WxDxH):

3@ 170x275x50mm
3@ 570x275x50mm

Roller Cabinets

3 Drawer Size (WxDxH):

3@ 570x400x60mm
1@ 675x460x440mm

5 Drawer Size (WxDxH):

1@ 570x400x60mm
4@ 570x400x125mm

7 Drawer Size (WxDxH):

5@ 570x400x60mm
2@ 570x400x125mm

Total drawer load capacity:

Tool Chests: 150kg.

Roller Cabinets: 210kg

Top Chests

| Number of Drawers | Width (mm) | Depth (mm) | Height (mm) | Order Code |
|-------------------|------------|------------|-------------|----------------|
| 6 | 660 | 310 | 355 | SEN-594 |
| | | | | -1660K |

Roller Cabinets

| Number of Drawers | Width (mm) | Depth (mm) | Height (mm) | Order Code |
|-------------------|------------|------------|-------------|----------------|
| 3 | 680 | 460 | 725 | SEN-594 |
| 5 | 680 | 460 | 725 | -1530K |
| | | | | -1550K |
| 7 | 680 | 460 | 725 | -1570K |

NEW

300kg Load Capacity
(Static)

Roller Cabinet only

WORKSHOP

HAND TOOLS

GROUP 594 ROLLER CABINETS & TOOL CHESTS

KENNEDY PROFESSIONAL Roller Cabinets



Manufactured from heavy gauge steel with double wall construction side panels and welded joints for added rigidity. Coated in a hard wearing epoxy powder. Fully opening drawers for extra accessibility. Quick release smooth running ball bearing drawer slides with double sliders on base drawer. Supplied with top mat and drawer liners. Fully locking. 125 x 50mm heavy-duty extra strong castors, fitted with two brakes. Overall dimensions: 890 x 690 x 460mm. Castors are rated to 100kg capacity standing load per castor. Drawer loads should be evenly distributed. Roller cabinets are not suitable for frequent relocation when loaded, and when moved should only ever be pushed.

3 Drawer

Internal drawer dimensions bottom compartment (W x D x H):
610 x 430 x 355mm.

Drawers (W x D x H):

3@ 590 x 410 x 100mm.
Uses 16" drawer slides.

Spares

| | |
|------------|---------------|
| Lock | SPR-567-7260K |
| Key Blank | SPR-567-7320K |
| Draw Slide | SPR-567-7040K |
| Castors | SPR-567-6920K |
| Top Mat | SPR-567-7560K |
| Draw Liner | SPR-567-6610K |

See Page 583

Order Code

5 Drawer

Drawers (W x D x H):

4@ 590 x 410 x 100mm.
1@ 590 x 410 x 200mm.

Uses 16" drawer slides.

Spares

| | |
|------------|---------------|
| Lock | SPR-567-7210K |
| Key Blank | SPR-567-7320K |
| Draw Slide | SPR-567-7040K |
| Castors | SPR-567-6920K |
| Top Mat | SPR-567-7560K |
| Draw Liner | SPR-567-6610K |

See Page 583

Order Code



| Colour | Width (mm) | Depth (mm) | Height (mm) | Weight each | Order Code |
|--------|------------|------------|-------------|-------------|----------------------|
| Red | 690 | 460 | 890 | 44.0kg | KEN-594-5500K |




| Colour | Width (mm) | Depth (mm) | Height (mm) | Weight each | Order Code |
|--------|------------|------------|-------------|-------------|----------------------|
| Red | 690 | 460 | 890 | 44.0kg | KEN-594-5540K |

7 Drawer

Drawers (W x D x H):

4@ 590 x 410 x 50mm. 2@ 590 x 410 x 100mm.
1@ 590 x 410 x 200mm.



Uses 16" drawer slides.



Heavy-duty extra strong castors



Spares

| | |
|------------|---------------|
| Lock | SPR-567-7210K |
| Key Blank | SPR-567-7320K |
| Draw Slide | SPR-567-7040K |
| Castors | SPR-567-6920K |
| Top Mat | SPR-567-7560K |
| Draw Liner | SPR-567-6610K |

See Page 583

Order Code

| Colour | Width (mm) | Depth (mm) | Height (mm) | Weight each | Order Code |
|--------|------------|------------|-------------|-------------|----------------------|
| Red | 690 | 460 | 890 | 53.0kg | KEN-594-5580K |

ABS Worktop to suit Standard Roller Cabinets

Designed to fit directly on to the top of most standard 3, 5, and 7 drawer roller cabinets including Kennedy, Yamoto, Senator, Britool, Proto etc. Provides a non-slip compartmentalised working space to hold tools and fasteners whilst protecting the paint finish of the roller cabinet itself. Manufactured from high impact ABS plastic.

Overall size (W x D): 695mm x 464mm

Size range of cabinets suited (W x D): 655mm to 690mm x 425mm to 460mm

NEW



| Overall Size (mm) | Order Code |
|-------------------|----------------------|
| 695 x 464 | SPR-567-6840K |

**KENNEDY
PROFESSIONAL**

**Step-up
Units**

2 Drawer

Manufactured from heavy gauge steel, electro-coated enamel finish for superior appearance and protection. Steel panels in the drawers for extra rigidity, ball bearing drawer runners. Supplied with drawer liners and top mat.

Drawer sizes (W x D x H):

2@ 590.5 x 410 x 102mm.



| Spares | Order Code |
|------------|---------------|
| Lock | SPR-567-7210K |
| Key Blank | SPR-567-7320K |
| Draw Slide | SPR-567-7040K |
| Top Mat | SPR-567-7560K |
| Draw Liner | SPR-567-6610K |

See Page 583

| Colour | Width (mm) | Depth (mm) | Height (mm) | Weight each | Order Code |
|--------|------------|------------|-------------|-------------|--------------------------|
| Red | 688 | 459 | 280 | 44.0kg | KEN-594 -5400K |

Tool Chests

3 Drawer

Top compartment size:
90 x 660 x 150mm.

Drawer sizes (W x D x H):

1@ 590 x 285 x 50mm.

2@ 590 x 285 x 100mm.



| Spares | Order Code |
|------------|---------------|
| Lock | SPR-567-7240K |
| Key Blank | SPR-567-7320K |
| Draw Slide | SPR-567-7000K |
| Lid Stays | SPR-567-6950K |
| Draw Liner | SPR-567-6610K |

See Page 583

| Colour | Width (mm) | Depth (mm) | Height (mm) | Weight each | Order Code |
|--------|------------|------------|-------------|-------------|--------------------------|
| Red | 690 | 315 | 385 | 44.0kg | KEN-594 -5200K |

6 Drawer

Top compartment size:
660 x 150 x 90mm.

Drawer sizes (W x D x H):

2@ 125 x 285 x 50mm.

1@ 280 x 285 x 50mm.

2@ 590 x 285 x 50mm.

1@ 590 x 285 x 100mm.



| Spares | Order Code |
|------------|---------------|
| Lock | SPR-567-7240K |
| Key Blank | SPR-567-7320K |
| Draw Slide | SPR-567-7060K |
| Lid Stays | SPR-567-6960K |
| Draw Liner | SPR-567-6610K |

See Page 583

| Colour | Width (mm) | Depth (mm) | Height (mm) | Weight each | Order Code |
|--------|------------|------------|-------------|-------------|--------------------------|
| Red | 690 | 315 | 385 | 44.0kg | KEN-594 -5240K |

12 Drawer

Top compartment size (W x D x H):

660 x 150 x 90mm.

Drawer sizes (W x D x H):

6@ 125 x 410 x 50mm.

1@ 170 x 410 x 155mm.

2@ 130 x 410 x 75mm.

2@ 590 x 410 x 50mm.

1@ 590 x 410 x 100mm.

Uses 14" drawer slides.

Type B lid stays.



**EXTRA
DEEP**

| Spares | Order Code |
|------------|---------------|
| Lock | SPR-567-7240K |
| Key Blank | SPR-567-7320K |
| Draw Slide | SPR-567-7040K |
| Lid Stays | SPR-567-6950K |
| Draw Liner | SPR-567-6610K |

See Page 583

| Colour | Width (mm) | Depth (mm) | Height (mm) | Weight each | Order Code |
|--------|------------|------------|-------------|-------------|--------------------------|
| Red | 690 | 445 | 490 | 48.0kg | KEN-594 -5280K |

Extra Deep Tool Chests

5 Drawer

Over 25% deeper than standard size tool chests for extra storage.

Drawer sizes (W x D x H):

3@ 595 x 405 x 50mm.

2@ 595 x 405 x 100mm.

Uses 14" drawer slides.

Type B lid stays.



**EXTRA
DEEP**

| Spares | Order Code |
|------------|---------------|
| Lock | SPR-567-7240K |
| Key Blank | SPR-567-7320K |
| Draw Slide | SPR-567-7060K |
| Lid Stays | SPR-567-6960K |
| Draw Liner | SPR-567-6610K |

See Page 583

| Colour | Width (mm) | Depth (mm) | Height (mm) | Weight each | Order Code |
|--------|------------|------------|-------------|-------------|--------------------------|
| Red | 660 | 405 | 510 | | KEN-594 -5340K |

9 Drawer

Over 25% deeper than standard size tool chests for extra storage.

Drawer sizes (W x D x H):

6@ 295 x 405 x 50mm.

2@ 595 x 405 x 50mm.

1@ 595 x 405 x 100mm.

Uses 14" drawer slides.

Type B lid stays.



**EXTRA
DEEP**

| Spares | Order Code |
|------------|---------------|
| Lock | SPR-567-7240K |
| Key Blank | SPR-567-7320K |
| Draw Slide | SPR-567-7060K |
| Lid Stays | SPR-567-6960K |
| Draw Liner | SPR-567-6610K |

See Page 583

| Colour | Width (mm) | Depth (mm) | Height (mm) | Weight each | Order Code |
|--------|------------|------------|-------------|-------------|--------------------------|
| Red | 660 | 405 | 510 | | KEN-594 -5360K |

HAND TOOLS

GROUP 594 ROLLER CABINETS & TOOL CHESTS

**KENNEDY
PROFESSIONAL**

Extra Deep, Heavy Duty Tool Chest

4 Drawer + Top Compartment

Heavy gauge steel, welded and riveted to form an extremely rigid construction. The two part epoxy powder paint finish gives excellent corrosion-resistance and ensures durability. Central locking system. A full width piano hinge provides rigidity, strength and additional security. The drawers have smooth running ball bearing slides and each has its own safety catch. The four full-length drawers have rigid aluminium edged handles and are sized:

Drawer sizes (W x D x H):

2@ 560 x 340 x 40mm. 1@ 560 x 340 x 65mm.
1@ 560 x 340 x 95mm.



Spares

Lock
Key Blank
Draw Slides
Lid Stays
Draw Liner
Lock Link

Order Code

SPR-567-7240K
SPR-567-7320K
SPR-567-7060K
SPR-567-4820K
SPR-567-6610K
SPR-567-7410K

See Page 583

Lock Links to suit Extra Heavy-Duty Chests & Cabinets

To suit Cabinet/Chest (Order Code) **SPR-567**
KEN-594-4820K **-7400K**
KEN-594-4860K

Extra Deep, Extra Large, Heavy-Duty Tool Chest



9 Drawer + Top Compartment

Heavy gauge steel, welded and riveted to form this extra large chest. Corrosion resistant powder coated finish provides superb durability. Locking mechanism locks all drawers as the lid is closed and each drawer has its own safety catch. Four heavy-duty type carry handles with comfortable grips for easier lifting. The lid has a full width piano hinge giving extra rigidity, strength and additional security. Drawers have smooth running ball bearing drawer slides and rigid aluminium edged handles.

Drawer sizes (W x D x H):

2@ 560 x 340 x 40mm. 2@ 305 x 340 x 40mm.
2@ 560 x 340 x 65mm. 1@ 305 x 340 x 65mm.
1@ 560 x 340 x 95mm. 1@ 305 x 340 x 180mm.



| Width (mm) | Depth (mm) | Height (mm) | Weight each | Order Code KEN-594 |
|------------|------------|-------------|-------------|---------------------------|
| 700 | 405 | 450 | 35.5kg | -4820K |

| Width (mm) | Depth (mm) | Height (mm) | Weight each | Order Code KEN-594 |
|------------|------------|-------------|-------------|---------------------------|
| 1050 | 405 | 530 | 68kg | -4860K |


Features of our XD & XDXL Range



HD Castors



HD Side Handle



Checker-plate Top



Gas Strut



HD Chest Handles



Individual Catches



Ball Bearing Slides

Extra Deep, Heavy-Duty Roller Cabinet

7 Drawer

Heavy gauge steel, welded and riveted to give an extremely rigid construction. Corrosion resistant powder coated finish. Locking mechanism locks all the closed drawers which have individual safety catches to prevent accidental opening. Four heavy-duty castors, two fixed and two swivel which when combined with the heavy-duty side handle enable the user to move it with ease. All drawers have smooth running ball bearing drawer slides and aluminium edged handles.

Drawer sizes (W x D x H):

1@ 570 x 393 x 52mm.
4@ 570 x 393 x 80mm.
1@ 570 x 393 x 108mm.
1@ 570 x 393 x 154mm.



Spares
Lock
Key Blank
Draw Slides
Castor's
Draw Liner
Lock Link

Order Code

SPR-567-7210K
SPR-567-7320K
SPR-567-7040K
SPR-567-6910K
SPR-567-6610K
SPR-567-7410K

See Page 583

Lock Links to suit Extra Heavy-Duty Chests & Cabinets

To suit Cabinet/Chest (Order Code) **SPR-567**
KEN-594-4840K **-7410K**

| Width (mm) | Depth (mm) | Height (mm) | Weight each | Order Code KEN-594 |
|------------|------------|-------------|-------------|---------------------------|
| 690 | 460 | 995 | 71.5kg | -4840K |

Extra Deep, Extra Large, Heavy-Duty Roller Cabinet

13 Drawer

Heavy gauge steel, welded and riveted to give extremely rigid construction. The two-part epoxy powder paint finish gives excellent corrosion resistance and ensures durability. Central locking system. Heavy-duty castors and side handle designed to cope with the extra large size and weight. Drawers have smooth running ball bearing drawer slides and rigid aluminium edged handles.

Drawer sizes (W x D x H):

2@ 560 x 390 x 95mm. 1@ 305 x 390 x 95mm.
4@ 560 x 390 x 65mm. 3@ 305 x 390 x 65mm.
1@ 560 x 390 x 205mm. 1@ 305 x 390 x 180mm.
1@ 305 x 390 x 205mm.



Lock Links to suit Extra Heavy-Duty Chests & Cabinets

To suit Cabinet/Chest (Order Code) **SPR-567**
KEN-594-4880K **-7410K**

| Width (mm) | Depth (mm) | Height (mm) | Weight each | Order Code KEN-594 |
|------------|------------|-------------|-------------|---------------------------|
| 1065 | 460 | 1052 | 119.5kg | -4880K |

**KENNEDY
PROFESSIONAL**

Extra Large Tool Chests & Roller Cabinets

Manufactured from heavy gauge steel with double wall construction side panels and welded joints for added rigidity. Coated in a hard wearing epoxy powder. Fully opening drawers for extra accessibility. Quick release smooth running ball bearing drawer slides. Supplied with top mat and drawer liners. Fully locking. 125 x 50mm heavy duty extra strong castors, fitted with two brakes. Castors are rated to 100kg capacity standing load per castor. Drawer loads should be evenly distributed. Roller cabinets are not suitable for frequent relocation when loaded and should only ever be pushed.

11 Drawer Top Chest

Top compartment (W x D x H): 1020 x 390 x 100mm.

Drawer sizes (W x D x H):

5@ 580 x 415 x 50mm. 1@ 580 x 415 x 100mm.
4@ 270 x 415 x 50mm. 1@ 270 x 415 x 150mm.



| Spares | Order Code |
|------------|---------------|
| Lock | SPR-567-7240K |
| Key Blank | SPR-567-7320K |
| Draw Slide | SPR-567-7040K |
| Lid Stays | SPR-567-6970K |
| Top Mat | SPR-567-6780K |
| Draw Liner | SPR-567-6610K |

See Page 583

**EXTRA
LARGE**

| Colour | Width (mm) | Depth (mm) | Height (mm) | Weight each | Order Code |
|--------|------------|------------|-------------|-------------|---------------|
| Red | 1030 | 460 | 530 | 94.0kg | -5780K |

7 Drawer Roller Cabinet

Internal drawer dimensions

Bottom compartment (W x D x H):

400 x 460 x 300mm.

400 x 460 x 415mm

Drawer sizes (W x D x H):

4@ 580 x 415 x 50mm. 2@ 580 x 415 x 100mm. 1@ 580 x 415 x 150mm.

Uses 14" drawer slides.

Type B lid stays.



**EXTRA
LARGE**

| Spares | Order Code |
|------------|---------------|
| Lock | SPR-567-7260K |
| Key Blank | SPR-567-7320K |
| Draw Slide | SPR-567-7040K |
| Castor's | SPR-567-6920K |
| Top Mat | SPR-567-7520K |
| Draw Liner | SPR-567-6610K |

See Page 583

| Colour | Width (mm) | Depth (mm) | Height (mm) | Weight each | Order Code |
|--------|------------|------------|-------------|-------------|---------------|
| Red | 1060 | 480 | 925 | 81.0kg | -5700K |

11 Drawer Roller Cabinet

Drawer sizes (W x D x H):

4@ 270 x 415 x 50mm.

4@ 560 x 415 x 50mm.

2@ 560 x 415 x 100mm.

1@ 560 x 415 x 170mm.

Uses 14" drawer slides.

Type B lid stays.

For Spares
see Page
583



| Spares | Order Code |
|------------|---------------|
| Lock | SPR-567-7210K |
| Key Blank | SPR-567-7320K |
| Draw Slide | SPR-567-7040K |
| Castor's | SPR-567-6920K |
| Top Mat | SPR-567-7540K |
| Draw Liner | SPR-567-6610K |


See Page 583

**EXTRA
LARGE**

| Colour | Width (mm) | Depth (mm) | Height (mm) | Weight each | Order Code |
|--------|------------|------------|-------------|-------------|---------------|
| Red | 680 | 480 | 1130 | 83.0kg | -5740K |

Magnetic Tool Tray

Steel tool/parts tray with durable hardwearing corrosion-resistant powder coated finish. Suitable for keeping small parts, components and tools near to hand when working on vehicles, domestic appliances and other equipment. Three high strength magnets in protective non-scratch rubber coating.



| Length x Width x Depth (mm) | Weight each | Order Code |
|-----------------------------|-------------|---------------|
| 210 x 115 x 115 | 739g | -6500K |
| 310 x 115 x 115 | 939g | -6520K |

PRODUCTS ARE ONLY AVAILABLE VIA YOUR DISTRIBUTOR

GROUP 594 ROLLER CABINETS & TOOL CHESTS

YAMOTO Tool Chest

6 Drawer Tool Chest

Made from 0.8mm steel panels with 0.6mm drawers. Powder coated yellow/grey with aluminium drawer pulls. The fully locking lid encloses the six drawers which have foam liners and smooth running 250mm ball bearing drawer slides. Supplied with a loose tote tray for carrying tools to work area.

Overall dimensions (W x D x H):

668 x 315 x 389mm.

Top compartment (W x D x H):

660 x 305 x 50mm.

Tote tray (W x D x H):

430 x 170 x 45mm.

Drawer sizes (W x D x H):

@ 590 x 279 x 101.5mm.


2@ 590 x 279 x 49mm.

1@ 281 x 279 x 49mm.

2@ 127 x 279 x 49mm.

| Spares | Order Code |
|------------|---------------|
| Lock | SPR-567-7240K |
| Key Blank | SPR-567-7320K |
| Draw Slide | SPR-567-7020K |
| Lid Stays | SPR-567-6950K |
| Draw Liner | SPR-567-6610K |

See Page 583



Tool Chests

Double thickness side walls. One piece drawer slides. Epoxy powder coated finish. Carry handles. All steel construction. Supplied with drawer liners. Piano hinge and lid stays. Supplied with tote tray.

| Spares | Order Code |
|------------|---------------|
| Lock | SPR-567-7240K |
| Key Blank | SPR-567-7320K |
| Draw Slide | SPR-567-7020K |
| Lid Stays | SPR-567-6950K |
| Draw Liner | SPR-567-6610K |

See Page 583



3 Drawer Drawer sizes (W x D x H):

1@ 590 x 285 x 50mm.

2@ 590 x 285 x 100mm.

Top compartment size (W x D x H):

660 x 150 x 90mm.

Uses 10"

Drawer slides.

Type A lid stays.



| Colour | Width (mm) | Depth (mm) | Height (mm) | Weight each | Order Code |
|--------|------------|------------|-------------|-------------|----------------|
| Red | 670 | 315 | 385 | 27kg | YMT-594 -0200K |

6 Drawer Drawer sizes (W x D x H):

2@ 130 x 285 x 50mm.

1@ 280 x 285 x 50mm.

2@ 590 x 285 x 50mm.

1@ 590 x 285 x 100mm.

Top compartment size (W x D x H):

660 x 150 x 90mm.

Uses 10" drawer slides.

Type A lid stays.



| Colour | Width (mm) | Depth (mm) | Height (mm) | Weight each | Order Code |
|--------|------------|------------|-------------|-------------|----------------|
| Red | 670 | 315 | 385 | 27kg | YMT-594 -0240K |

12 Drawer Drawer sizes (W x D x H):

8@ 130 x 410 x 50mm.

1@ 280 x 410 x 100mm.

2@ 590 x 410 x 50mm.

1@ 590 x 410 x 100mm.

Top compartment size (W x D x H):

660 x 150 x 90mm.


Uses 10" drawer slides.

Type A lid stays.



| Colour | Width (mm) | Depth (mm) | Height (mm) | Weight each | Order Code |
|--------|------------|------------|-------------|-------------|----------------|
| Red | 670 | 445 | 490 | 47kg | YMT-594 -0280K |

HAND TOOLS



| Colour | Width (mm) | Depth (mm) | Height (mm) | Weight each | Order Code |
|--------|------------|------------|-------------|-------------|----------------|
| Yellow | 668 | 315 | 389 | 22.2kg | YMT-594 -5240K |

Roller Cabinet

7 Drawer Roller Cabinet

Body made from 1mm steel panels with 0.8mm drawers. Powder coated yellow/grey with aluminium drawer pulls. Fully opening drawers. Smooth running 350mm ball bearing drawer slides. Rubber top mat and foam drawer liners. Fully locking. 100 x 25mm heavy duty castors, with two brakes. Strong 450mm wide handle.

Overall dimensions (W x D x H):

689 (760 with handle) x 459 x 780mm (915 with castors).

Drawer sizes (W x D x H):

4@ 590 x 409 x 49mm.

2@ 590 x 409 x 101.5mm.

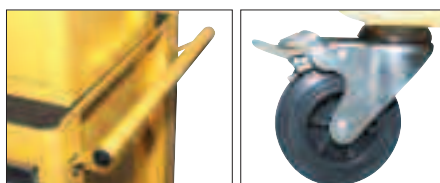
1@ 590 x 409 x 206.5mm.

| Spares | Order Code |
|------------|---------------|
| Lock | SPR-567-7210K |
| Key Blank | SPR-567-7320K |
| Draw Slide | SPR-567-7050K |
| Castors | SPR-567-6900K |
| Top Mat | SPR-567-7560K |
| Draw Liner | SPR-567-6610K |

See Page 583



| Colour | Width (mm) | Depth (mm) | Height (mm) | Weight each | Order Code |
|--------|------------|------------|-------------|-------------|----------------|
| Yellow | 689 | 459 | 780 | 48.9kg | YMT-594 -5580K |



YAMOTO Roller Cabinets

Double wall side panels and welded joints for added rigidity. Solid one piece I-beam drawer slides with double sliders on base drawer. Supplied with top mat and drawer liners. Fully locking. 100mm rubber castors, two brakes. Drawer loads should be evenly distributed. Roller cabinets are not suitable for frequent relocation when loaded, and should only ever be pushed.

| Spares | Order Code |
|--------------|---------------|
| Lock | SPR-567-7210K |
| Key Blank | SPR-567-7320K |
| Draw Slide | SPR-567-7050K |
| Castors | SPR-567-6900K |
| Top Mat | SPR-567-7560K |
| Draw Liner | SPR-567-6610K |
| See Page 583 | |



3 Drawer

Overall dimensions (W x D x H):

690 x 460 x 850mm.

Bottom compartment (W x D x H):

610 x 430 x 355mm.

Drawer sizes (W x D x H):

3@ 590 x 410 x 100mm.

Uses 16" drawer slides.



| Colour | Weight each | Order Code |
|--------|-------------|---------------------------------|
| Red | 43.0kg | YMT-594 -0500K |

5 Drawer

Overall dimensions (W x D x H):

690 x 460 x 850mm.

Internal drawer dimensions (W x D x H):

4@ 590 x 410 x 100mm.

1@ 590 x 410 x 200mm.

Uses 16" drawer slides.



| Colour | Weight each | Order Code |
|--------|-------------|---------------------------------|
| Red | 46.5kg | YMT-594 -0540K |

7 Drawer

Overall dimensions (W x D x H):

690 x 460 x 850mm.

Internal drawer dimensions (W x D x H):

4@ 590 x 410 x 50mm.

2@ 590 x 410 x 100mm.

1@ 590 x 410 x 200mm.

Uses 16" drawer slides.



| Colour | Weight each | Order Code |
|--------|-------------|---------------------------------|
| Red | 52.5 kg | YMT-594 -0580K |

4-Drawer Service Cart

Industrial all steel construction with a Hi-Vis yellow and grey spray paint finish. Full width piano hinge. Chrome oval handle for comfort. Double extending ball bearing drawer runners for full drawer depth opening and smooth operation. 4x 4" solid rubber castors with 360° rotation. Two rear castors feature lever locking mechanism to reduce unwanted movement. Large open base bay. Lid stays to hold the lid in a vertical position when in use. Protective drawer liners prevent scratching and reduce tool noise. Double locking system: Drawer lever locking mechanism within top tool bay. Key locking drop down lid for the top tool bay. Supplied flat packed for on-site assembly.



Overall dimensions

(W x H x D):

770 x 960 x 520mm.

2 drawers

(W x H x D Internal):

300 x 70 x 440mm.

2 drawers

(W x H x D Internal):

640 x 70 x 440mm.

Maximum capacities:

Drawers:


40kg/drawer.

Overall: 280kg.

Top tool bay:

675 x 450mm storage.

2x 35 x 470mm tool storage.



| Width (mm) | Depth (mm) | Height (mm) | Weight each | Order Code |
|---------------------------------|------------|-------------|-------------|---------------------------------|
| 855 | 500 | 960 | 53.0kg | YMT-594 -2040K |
| Description | | | | Order Code |
| Replacement 90° Lock Set | | | | YMT-567 -6800K |
| Replacement Drawer Sliders (Pr) | | | | -7100K |

PRODUCTS ARE ONLY AVAILABLE VIA YOUR DISTRIBUTOR

GROUP 594 ROLLER CABINETS & TOOL CHESTS

SENATOR Tool Chest

6 Drawer

Body made from 0.8mm steel panels with 0.6mm drawers. Powder coated finish in blue/grey with aluminium drawer pulls. The fully locking fold down lid encloses the six drawers which have foam liners and smooth running 250mm ball bearing drawer slides. Supplied with a loose tote tray. Chrome carrying handles.



Ball Bearing Drawer Slides

Overall dimensions

(W x D x H): 668 x 315 x 389mm.

Top compartment

(W x D x H):

660 x 305 x 50mm.

Tote tray (W x D x H):

430 x 170 x 45mm.

Drawer sizes

(W x D x H):

1@ 590 x 279 x 101.5mm,

2@ 590 x 279 x 49mm,

1@ 81 x

279 x 49mm,

2@ 127 x

279 x 49mm.



| Colour | Width (mm) | Depth (mm) | Height (mm) | Weight each | Order Code |
|--------|------------|------------|-------------|-------------|----------------|
| Blue | 668 | 315 | 389 | 22.9kg | SEN-594 |

Roller Cabinet

7 Drawer

Body made from 1mm steel panels with 0.8mm drawers. Powder coated finish in blue/grey with aluminium drawer pulls. Fully opening drawers for extra accessibility. Quick release smooth running 350mm ball bearing drawer slides. Rubber top mat and foam drawer liners. Fully locking. 100 x 25mm heavy duty castors, fitted with two brakes. Strong 450mm wide handle. Drawer loads should be evenly distributed. Roller cabinets should only be pushed.

Overall dimensions (W x D x H):

689 - 760 with handle x 459 x 780mm - 915 with castors.

Drawer sizes (W x D x H):

4@ 590 x 409 x 49mm, 2@ 590 x 409 x 101.5mm, 1@ 590 x 409 x 206.5mm.



Ball Bearing Drawer Slides

Spares

Lock SPR-567-7180K
Key Blank SPR-567-7340K
Draw Slides 10" SPR-567-7080K
Draw Slides 14" SPR-567-7100K
Castors SPR-567-6930K
Lid Stays SPR-567-6980K
Draw Liner SPR-567-6610K

See Page 583

| Colour | Width (mm) | Depth (mm) | Height (mm) | Weight each | Order Code |
|--------|------------|------------|-------------|-------------|----------------|
| Blue | 689 | 459 | 780 | 48.9kg | SEN-594 |

Tool Chests

For the cost conscious, DIY and light industrial use.

3 Drawer

Piano hinged lid. Carry handle. Cantilever top tray. Fully locking.

Drawer sizes (W x D x H):

3@ 450 x 190 x 55mm.

Uses 10" drawer slides.

Type A lid stays.



Spares

Lock SPR-567-7200K
Key Blank SPR-567-7300K
Draw Slide SPR-567-7020K
Draw Liner SPR-567-6610K

Order Code

SPR-567-7200K
SPR-567-7300K
SPR-567-7020K
SPR-567-6610K

See Page 583

| Colour | Width (mm) | Depth (mm) | Height (mm) | Weight each | Order Code |
|--------|------------|------------|-------------|-------------|----------------|
| Red | 520 | 218 | 304 | 9.1kg | SEN-594 |

6 Drawer

Piano hinge. Carry handles. Tote tray. Fully locking. Two wall construction side panels. I-Beam draw slides.

Drawer sizes (W x D x H):

2@ 50 x 125 x 280mm.

1@ 50 x 280 x 280mm.

2@ 50 x 590 x

280mm.

1@ 100 x 590 x

280mm.

Uses 10" drawer slides. Type A lid stays.

Spares

Lock SPR567-7240K
Key Blank SPR567-7320K
Draw Slide SPR567-7020K
Lid Stay SPR567-6950K
Draw Liner SPR567-6610K

Order Code

See Page 583



| Colour | Width (mm) | Depth (mm) | Height (mm) | Weight each | Order Code |
|--------|------------|------------|-------------|-------------|----------------|
| Red | 670 | 320 | 390 | 26kg | SEN-594 |

3 Tray Tool Trolley

Bolted steel construction.

100mm industrial castors. Brakes

fitted to two end castors. Hard

wearing powder coated finish.



| Overall Length | Overall Width | Overall Depth | Weight each | Order Code |
|----------------|---------------|---------------|-------------|----------------|
| 737mm | 383mm | 663mm | 3.70kg | SEN-594 |



Roller Cabinets

Double thickness side walls with welded joints and a hard wearing epoxy powder coating. I-Beam draw slides with double sliders on base drawer. 100mm rubber castors with brakes fitted to two end castors. Fully locking. Castors are rated to 40kg capacity standing load per castor. Drawer loads should be evenly distributed. Roller cabinets are not suitable for frequent relocation when loaded and should only ever be pushed.

Spares

Lock
Key Blank
Draw Slide
Castors
Top Mat
Draw Liner

Order Code

SPR-567-7210K
SPR-567-7320K
SPR-567-7050K
SPR-567-6900K
SPR-567-7560K
SPR-567-6610K



See Below

3 Drawer

Overall dimensions (W x D x H):

680 x 435 x 660mm.

Drawer sizes (W x D x H):

3@ 511 x 403 x 75mm.

Bottom compartment (W x D x H):

678 x 425 x 368mm.

Uses 16" drawer slides.



| Colour | Weight each | Order Code |
|--------|-------------|---------------------------------|
| Red | 26kg | SEN-594 -1030K |

5 Drawer

Overall dimensions (W x D x H):

680 x 435 x 660mm.

Drawer sizes (W x D x H):

3@ 511 x 403 x 75mm.

2@ 551 x 403 x 155mm.

Uses 16" drawer slides.



| Colour | Weight each | Order Code |
|--------|-------------|---------------------------------|
| Red | 33kg | SEN-594 -1050K |

7 Drawer

Overall dimensions

(W x D x H): 670 x 460 x 885mm.

Drawer sizes (W x D x H):

4@ 590 x 410 x 50mm.

2@ 590 x 410 x 100mm.

1@ 590 x 410 x 200mm.

Uses 16" drawer slides.



| Colour | Weight each | Order Code |
|--------|-------------|---------------------------------|
| Red | 51kg | SEN-594 -0580K |

Cabinet & Chest Spares

* Note: Draw liner size is 583 x 405mm and can be cut to size. All spare keys are supplied as blanks and will need cutting to size.

| | Lock | Key Blank | Draw Slides | Lid Stays | Castors | Top Mat | Draw Liner* |
|--------------------------|--------------------|--------------------|--------------------|--------------------|--------------------|--------------------|--------------------|
| Cabinet/Chest Order Code | Order Code SPR-567 | Order Code SPR-567 | Order Code SPR-567 | Order Code SPR-567 | Order Code SPR-567 | Order Code SPR-567 | Order Code SPR-567 |
| KENEDY | | | | | | | |
| KEN-594-1540K | -7210K | -7320K | -7040K | - | - | - | -6610K |
| KEN-594-4820K | -7240K | -7320K | -7060K | -4820K | - | - | -6610K |
| KEN-594-4840K | -7210K | -7320K | -7040K | - | -6910K | - | -6610K |
| KEN-594-4860K | -7240K | -7320K | -7060K | -4860K | - | - | -6610K |
| KEN-594-4880K | -7210K | -7320K | -7040K | - | -6910K | - | -6610K |
| KEN-594-5200K | -7240K | -7320K | -7000K | -6950K | - | - | -6610K |
| KEN-594-5210K | -7240K | -7320K | -7000K | -6950K | - | - | -6610K |
| KEN-594-5240K | -7240K | -7320K | -7000K | -6950K | - | - | -6610K |
| KEN-594-5250K | -7240K | -7320K | -7000K | -6950K | - | - | -6610K |
| KEN-594-5280K | -7240K | -7320K | -7040K | -6950K | - | - | -6610K |
| KEN-594-5290K | -7240K | -7320K | -7040K | -6950K | - | - | -6610K |
| KEN-594-5340K | -7240K | -7320K | -7060K | -6960K | - | - | -6610K |
| KEN-594-5360K | -7240K | -7320K | -7060K | -6960K | - | - | -6610K |
| KEN-594-5400K | -7210K | -7320K | -7040K | - | - | -7560K | -6610K |
| KEN-594-5410K | -7210K | -7320K | -7040K | - | - | -7560K | -6610K |
| KEN-594-5500K | -7260K | -7320K | -7040K | - | -6920K | -7560K | -6610K |
| KEN-594-5510K | -7260K | -7320K | -7040K | - | -6920K | -7560K | -6610K |
| KEN-594-5540K | -7210K | -7320K | -7040K | - | -6920K | -7560K | -6610K |
| KEN-594-5550K | -7210K | -7320K | -7040K | - | -6920K | -7560K | -6610K |
| KEN-594-5580K | -7210K | -7320K | -7040K | - | -6920K | -7560K | -6610K |
| KEN-594-5590K | -7210K | -7320K | -7040K | - | -6920K | -7560K | -6610K |
| KEN-594-5700K | -7260K | -7320K | -7040K | - | -6920K | -7520K | -6610K |
| KEN-594-5740K | -7210K | -7320K | -7040K | - | -6920K | -7540K | -6610K |
| KEN-594-5780K | -7240K | -7320K | -7040K | -6970K | - | -6780K | -6610K |
| KEN-594-6020K | -7210K | -7320K | -7040K | - | -6910K | -7540K | -6610K |
| SENATOR | | | | | | | |
| SEN-594-0200K | -7200K | -7300K | -7020K | - | - | - | -6610K |
| SEN-594-0240K | -7240K | -7320K | -7020K | -6950K | - | - | -6610K |
| SEN-594-0580K | -7210K | -7320K | -7050K | - | -6900K | -7560K | -6610K |
| SEN-594-1030K | -7210K | -7320K | -7050K | - | -6900K | -7560K | -6610K |
| SEN-594-1050K | -7210K | -7320K | -7050K | - | -6900K | -7560K | -6610K |
| YAMOTO | | | | | | | |
| YMT-594-0200K | -7240K | -7320K | -7020K | -6950K | - | - | -6610K |
| YMT-594-0240K | -7240K | -7320K | -7020K | -6950K | - | - | -6610K |
| YMT-594-0280K | -7240K | -7320K | -7020K | -6950K | - | - | -6610K |
| YMT-594-0500K | -7210K | -7320K | -7050K | - | -6900K | -7560K | -6610K |
| YMT-594-0540K | -7210K | -7320K | -7050K | - | -6900K | -7560K | -6610K |
| YMT-594-0580K | -7210K | -7320K | -7050K | - | -6900K | -7560K | -6610K |
| YMT-594-5240K | -7180K | -7340K | -7080K | -6980K | - | - | -6610K |
| YMT-594-5580K | -7180K | -7340K | -7100K | - | -6930K | -7560K | -6610K |

PRODUCTS ARE ONLY AVAILABLE VIA YOUR DISTRIBUTOR