

**GROUP 405 RACKING**




**FREE CONSULTATION SERVICE**

We offer the complete range of industrial racking and storage products. From one bay of shelving, to a complete stores installation, our extended range of products and support services will give you everything you need. Whether it be for general storage, archiving, a parts store, or warehouse we can help with design, layout and installation to make the most of your storage space.

If you require assistance in specifying or planning a racking project we have all the tools and expert knowledge to provide you with product recommendations, quotations and floor plans.

**For further information, or to arrange a site visit, just contact your local branch - we can take care of the rest.**



**MATLOCK QuickRack™ Industrial Racking**



Easy assembly shelving offering a fast and economic solution to storage and production problems. Shelves slot and lock into uprights removing the need for fasteners, fixings and tools. Supplied with 18mm chipboard shelves. Extra shelves are available on shelving runs (four plates per join).

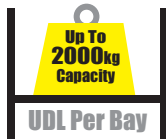
**Standard Duty**

Ideal for light to medium weight storage of archive boxes, bankers boxes, box files, arch files, magazine holders, paint tins and boxes of stock.

**Contents:** four uprights, five shelf levels with J-beams, feet and assembly instructions. Supplied with light grey shelf beams with a choice of three upright colours below.

**Maximum bay load:** 2000kg (uniformly distributed).

**WORKSHOP EQUIPMENT**



**Complete Shelving Bays**

Consists of four uprights and five shelves.

Size (mm)	Max Shelf Load	Blue/Grey Order Code <b>MTL-405</b>	Red/Grey Order Code <b>MTL-405</b>	DGrey/Grey Order Code <b>MTL-405</b>	List Price/1	Offer Price/1
1980 x 900 x 300	360kg	<b>-2560K</b>	<b>-2570K</b>	<b>-2550K</b>	£177.00	<b>£141.60</b>
1980 x 900 x 450	320kg	<b>-2510K</b>	<b>-2520K</b>	<b>-1100K</b>	£194.00	<b>£155.20</b>
1980 x 1200 x 300	350kg	<b>-2590K</b>	<b>-2600K</b>	<b>-2580K</b>	£213.00	<b>£170.40</b>
1980 x 1200 x 450	350kg	<b>-2530K</b>	<b>-2540K</b>	<b>-1120K</b>	£239.00	<b>£191.20</b>

**Additional Shelves**

Each shelf consists of four steel sides and one 18mm thick chipboard sheet.

Size W x D	Order Code <b>MTL-405</b>	List Price/1	Offer Price/1
900 x 300mm	<b>-2900K</b>	£24.11	<b>£19.29</b>
900 x 450mm	<b>-1110K</b>	£41.07	<b>£32.86</b>
1200 x 300mm	<b>-2910K</b>	£31.34	<b>£25.07</b>
1200 x 450mm	<b>-1130K</b>	£51.32	<b>£41.06</b>
Shelving Bay Connector	<b>-1500K</b>	£3.83	<b>£3.06</b>



**MATLOCK** **Standard Duty Racking**

**5 Shelves**

This racking system has uprights and beams made of medium gauge steel with a corrosion resistant powder coating and rubber feet to protect the floor. It is easy to assemble, interlocking with no nuts and bolts to worry about. The shelves are easily adjustable and can take up to 150kg UDL (uniformly distributed load) with the rack being fixed to a wall.



**SELF ASSEMBLY**  
Tools Required

Dimensions (W x D x H) mm	Max. Shelf Capacity	Number of Shelves	Order Code <b>MTL-405</b>	Offer Price/1
1010 x 400 x 1830	150kg	5	<b>-1760K</b>	<b>£46.72</b>
Shelf to suit MTL-405-1760K			<b>-8670K</b>	<b>£4.82</b>

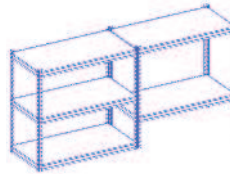
**Heavy Duty Racking**

**5 Shelves**

This racking system has two ways of assembly with uprights and beams made of heavy gauge steel with a corrosion resistant powder coating and rubber feet to protect the floor. It is easy to assemble, interlocking 'keyhole' slots, no nuts and bolts. The shelves are easily adjustable and can take up to 318kg UDL (uniformly distributed load) with the rack being fixed to a wall.



**Assembly options**



**SELF ASSEMBLY**  
Tools Required

Dimensions (W x D x H) mm	Max. Shelf Capacity	Number of Shelves	Order Code <b>MTL-405</b>	Offer Price/1
915 x 460 x 1830	318kg	5	<b>-1740K</b>	<b>£74.75</b>
1230 x 610 x 1830	318kg	5	<b>-1780K</b>	<b>£149.60</b>
Shelf to suit MTL-405-1780K			<b>-8700K</b>	<b>£9.35</b>

**Heavy Duty Racking**

**4 Shelves**

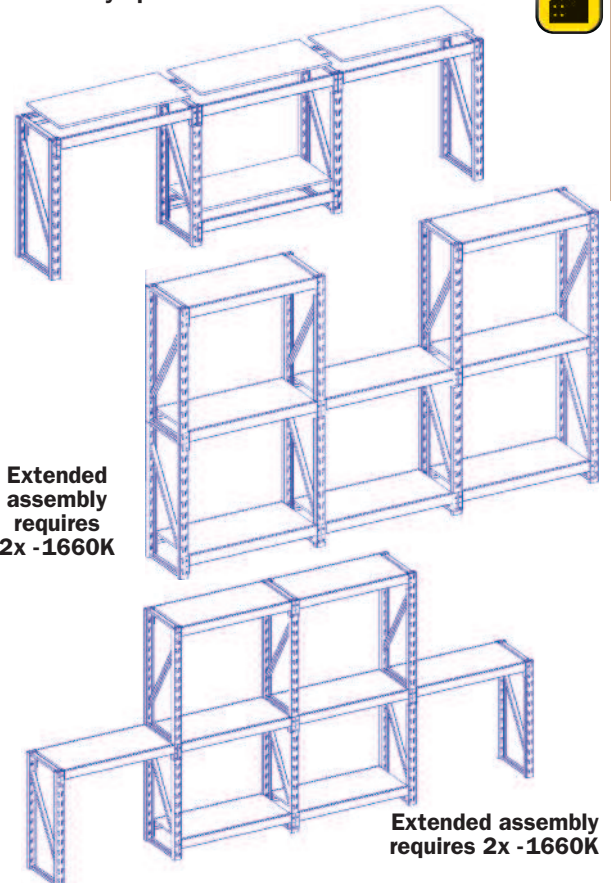
This racking system can be assembled in five ways and has uprights and beams made of heavy gauge steel with a corrosion resistant powder coating and rubber feet to protect the floor. It is easy to assemble, interlocking with just two nuts and bolts joining one upright frame to the next. The 430mm deep shelves are easily adjustable and can take up to 455kg UDL (uniformly distributed load) with the rack being fixed to a wall.



**SELF ASSEMBLY**  
Tools Required

Dimensions (W x D x H) mm	Max. Shelf Capacity	Number of Shelves	Order Code <b>MTL-405</b>	Offer Price/1
1040 x 430 x 1830	455kg	4	<b>-1660K</b>	<b>£187.20</b>

**Assembly options**



**Extended assembly requires 2x -1660K**

**Extended assembly requires 2x -1660K**

**GROUP 405 RACKING**

**MATLOCK Heavy Duty Euro Shelving**

Heavy duty all steel shelving system. Ideal for industrial storage. Load capacity up to 200kgs per shelf. Available with solid clad or open/braced backs and sides. Range of sizes to suit your requirements. Shelves are adjustable and fitted on clips for easy repositioning. High quality, light grey powder coat finish. BioCote anti-bacterial protection. UK manufactured.



Shelf Capacity Up To **200kg** Uniformly Distributed Load

SELF ASSEMBLY Tools Required



**WORKSHOP EQUIPMENT**



Bay Height (mm)	Shelf Width (mm)	Shelf Depth (mm)	No of Shelves per Bay	Shelf Capacity (kg)	Open - (supplied with braces as standard)				Clad				
					Start Bay		Extension Bay		Start Bay		Extension Bay		
					Order Code	Offer Price/1	Order Code	Offer Price/1	Order Code	Offer Price/1	Order Code	Offer Price/1	
1800	0900	300	5	200	-8001K	£215.20	-8010K	£158.40	-8055K	£303.20	-8064K	£222.40	
		450	5	200	-8002K	£248.80	-8011K	£184.80	-8056K	£348.80	-8065K	£257.60	
		600	5	150	-8003K	£273.60	-8012K	£208.00	-8057K	£391.20	-8066K	£290.40	
	1000	300	5	160	-8004K	£226.40	-8013K	£185.60	-8058K	£314.40	-8067K	£233.60	
		450	5	160	-8005K	£252.80	-8014K	£192.80	-8059K	£361.60	-8068K	£270.40	
		600	5	135	-8006K	£284.00	-8015K	£218.40	-8060K	£404.00	-8069K	£304.80	
	1250	300	5	110	-8007K	£256.80	-8016K	£196.00	-8061K	£354.40	-8070K	£274.40	
		450	5	110	-8008K	£287.20	-8017K	£223.20	-8062K	£397.60	-8071K	£310.40	
		600	5	110	-8009K	£316.00	-8018K	£252.80	-8063K	£450.40	-8072K	£347.20	
	2100	0900	300	5	200	-8019K	£224.80	-8028K	£161.60	-8073K	£320.00	-8082K	£235.20
			450	5	200	-8020K	£256.80	-8029K	£189.60	-8074K	£367.20	-8083K	£270.40
			600	5	150	-8021K	£281.60	-8030K	£213.60	-8075K	£410.40	-8084K	£303.20
1000		300	5	160	-8022K	£231.20	-8031K	£168.00	-8076K	£332.00	-8085K	£288.80	
		450	5	160	-8023K	£264.00	-8032K	£197.60	-8077K	£379.20	-8086K	£284.00	
		600	5	135	-8024K	£292.00	-8033K	£223.20	-8078K	£426.40	-8087K	£318.40	
1250		300	5	110	-8025K	£263.20	-8034K	£200.00	-8079K	£375.20	-8088K	£289.60	
		450	5	110	-8026K	£294.40	-8035K	£228.80	-8080K	£422.40	-8089K	£324.80	
		600	5	110	-8027K	£326.40	-8036K	£258.40	-8081K	£468.80	-8090K	£364.80	
2400		0900	300	6	200	-8037K	£277.60	-8046K	£206.40	-8091K	£362.40	-8100K	£270.40
			450	6	200	-8038K	£313.60	-8047K	£237.60	-8092K	£415.20	-8101K	£312.00
			600	6	150	-8039K	£343.20	-8048K	£266.40	-8093K	£467.20	-8102K	£349.60
	1000	300	6	160	-8040K	£286.40	-8049K	£214.40	-8094K	£376.80	-8103K	£284.80	
		450	6	160	-8041K	£328.00	-8050K	£248.00	-8095K	£430.40	-8104K	£328.00	
		600	6	135	-8042K	£358.40	-8051K	£279.20	-8096K	£484.80	-8105K	£367.20	
	1250	300	6	110	-8043K	£325.60	-8052K	£252.80	-8097K	£427.20	-8106K	£336.00	
		450	6	110	-8044K	£361.60	-8053K	£285.60	-8098K	£481.60	-8107K	£377.60	
		600	6	110	-8045K	£400.00	-8054K	£322.40	-8099K	£540.00	-8108K	£423.20	



**MATLOCK QuickRack™ Industrial Racking**


Easy assembly shelving offering a fast and economic solution to storage and production problems. Shelves slot and lock into uprights removing the need for fasteners, fixings and tools. Supplied with 18mm chipboard shelves. Extra shelves are available on request. Shelving can be designed to suit your space requirements. Connector plates are required to construct shelving runs (four plates per join).

**Heavy Duty**

Ideal for medium to heavy weight storage of tools and components.

**Contents:** four uprights, three shelf levels with channel beams, feet and assembly instructions. Supplied with light grey shelf beams with a choice of three upright colours below.

**Maximum bay load:** 3000kg (uniformly distributed).



**SELF ASSEMBLY**  
**Tools Required**

**Shelf Capacity**  
Up To  
**510kg**  
Uniformly  
Distributed Load



**WORKSHOP EQUIPMENT**

**Complete Shelving Bays**

Consists of three shelves and four uprights.

Size (mm)	Max Shelf Load	Blue/Grey Order Code MTL-405	Red/Grey Order Code MTL-405	DGrey/Grey Order Code MTL-405	List Price/1	Offer Price/1
1980 x 1500 x 450	510kg	-2720K	-1140K	-2710K	£243.00	<b>£194.40</b>
1980 x 1500 x 600	275kg	-2740K	-1160K	-2730K	£261.00	<b>£208.80</b>
1980 x 1800 x 600	365kg	-2760K	-1180K	-2750K	£282.00	<b>£225.60</b>
1980 x 1800 x 900	210kg	-2780K	-1200K	-2770K	£334.00	<b>£267.20</b>
1980 x 2400 x 600	445kg	-2800K	-2810K	-2790K	£325.00	<b>£260.00</b>
1980 x 2400 x 900	210kg	-2830K	-2840K	-2820K	£387.00	<b>£309.60</b>

**Additional Shelves**

Each shelf consists of four steel sides and one 18mm thick chipboard sheet.

Size W x D	Order Code MTL-405	List Price/1	Offer Price/1
1500 x 450mm	-1150K	£61.59	<b>£49.27</b>
1500 x 600mm	-1170K	£71.86	<b>£57.49</b>
1800 x 600mm	-1190K	£98.53	<b>£78.82</b>
1800 x 900mm	-1210K	£124.00	<b>£99.20</b>
2400 x 600mm	-2920K	£84.55	<b>£67.64</b>
2400 x 900mm	-2930K	£105.00	<b>£84.00</b>

**Archive Bays**

Simple, strong and excellent value document storage bays offer easy record storage and retrieval. Assembles in minutes without nuts, bolts or rivets. Prices include boxes. Bays comprise of four uprights in choice of three colours, three shelf levels with 18mm FSC compliant chipboard supported by light grey beams and metal footplates. Assembly instructions included.

**Maximum shelf load:** 210kg.



**Shelf Capacity**  
Up To  
**210kg**  
Uniformly  
Distributed Load



**SELF ASSEMBLY**  
**Tools Required**

Type	Size (mm)	Blue/Grey Order Code MTL-405	Red/Grey Order Code MTL-405	DGrey/Grey Order Code MTL-405	List Price/1	Offer Price/1
30	2050x1800x450	-2010K	-2020K	-2030K	£474.00	<b>£379.20</b>
35	2270x1800x450	-2040K	-2050K	-2060K	£512.00	<b>£409.60</b>
60	2050x1800x900	-2070K	-2080K	-2090K	£786.00	<b>£628.80</b>
70	2270x1800x900	-2100K	-2110K	-2120K	£871.00	<b>£696.80</b>

**CONTRACT PRICES AVAILABLE FOR VOLUME PURCHASES**

All Prices Exclude V.A.T. © 2014

**GROUP 405 RACKING**

**MATLOCK Longspan™ Heavy Duty Racking**

Our heaviest duty all steel shelving system. Ideal for storage of large, heavy items. Supplied with steel shelf panels with load capacity up to 1165kgs per shelf. (18 or 25mm chipboard shelves also available please call for prices.) Construction allows access from both sides. High quality paint finish. UK manufactured.

**Shelf Capacity Up To 1165kg Uniformly Distributed Load**



**SELF ASSEMBLY Tools Required**

**WORKSHOP EQUIPMENT**

Bay Height (mm)	Shelf Width (mm)	Shelf Depth (mm)	No of Shelves per Bay	Shelf Capacity (kg)	Start Bay			Extension Bay		
					Order Code MTL-405	List Price/1	Offer Price/1	Order Code MTL-405	List Price/1	Offer Price/1
1800	1200	600	3	932	-7799K	£568.00	£454.40	-7808K	£496.00	£396.80
		750	3	796	-7800K	£596.00	£476.80	-7809K	£511.00	£408.80
		900	3	724	-7801K	£620.00	£496.00	-7810K	£538.00	£430.40
	1800	600	3	1165	-7802K	£697.00	£557.60	-7811K	£620.00	£496.00
		750	3	995	-7803K	£743.00	£594.40	-7812K	£660.00	£528.00
		900	3	905	-7804K	£774.00	£619.20	-7813K	£695.00	£556.00
2400	2400	600	3	1159	-7805K	£867.00	£693.60	-7814K	£794.00	£635.20
		750	3	1159	-7806K	£923.00	£738.40	-7815K	£838.00	£670.40
		900	3	1159	-7807K	£962.00	£769.60	-7816K	£881.00	£704.80
	1200	600	3	932	-7817K	£760.00	£608.00	-7826K	£655.00	£524.00
		750	3	796	-7818K	£801.00	£640.80	-7827K	£686.00	£548.80
		900	3	724	-7819K	£836.00	£668.80	-7828K	£717.00	£573.60
2400	1800	600	3	1165	-7820K	£945.00	£756.00	-7829K	£836.00	£668.80
		750	3	995	-7821K	£996.00	£796.80	-7830K	£883.00	£706.40
		900	3	905	-7822K	£1045.00	£836.00	-7831K	£926.00	£740.80
	2400	600	3	1159	-7823K	£1171.00	£936.80	-7832K	£1062.00	£849.60
		750	3	1159	-7824K	£1234.00	£987.20	-7833K	£1121.00	£896.80
		900	3	1159	-7825K	£1296.00	£1036.80	-7834K	£1177.00	£941.60


**Twin-Lock Shelving**

Twin-Lock shelving provides an excellent adjustable storage system that is both robust and versatile. Offering a range of 'Spur compatible' components including uprights, brackets and bookends. Easy hang, double-sided system with hygienic Protecta-cote antimicrobial powder coating.

Shelf Ends (Singles)				
Size (mm)	Type	Order Code MTL-405	List Price/1	Savers Price/1
200	Left Hand	-1800K	£3.90	£3.12
200	Right Hand	-1810K	£3.90	£3.12
Flexible Bookends (Pairs)				
150		-1820K	£4.27	£3.42
200		-1830K	£5.43	£4.34
250		-1840K	£6.75	£5.40
Uprights (Singles)				
710		-1850K	£6.09	£4.87
1000		-1860K	£7.46	£5.97
1220		-1870K	£8.99	£7.19
1600		-1880K	£10.93	£8.74
1980		-1890K	£13.01	£10.41
2400		-1900K	£16.57	£13.26
Shelf Bracket (Singles)				
120		-1910K	£2.08	£1.66
170		-1920K	£2.36	£1.89
270		-1930K	£3.40	£2.72
370		-1940K	£4.44	£3.55
320		-1950K	£3.67	£2.94




Shelf Ends



Flexible Bookends




Shelf Bracket (mounted)



Shelf Bracket

**NEW**

Available in six lengths 710mm to 2400mm



**PALLET RACKING**

We can also supply you with a complete Pallet Racking Service. Whether you are extending your existing stores, or building a new warehouse, our comprehensive range of pallet racking and accessories is sure to meet your requirements.

We are happy to advise on racking, layout and offer CAD layout drawings for project enquiries.

- ✓ Consultation & Design
- ✓ Quotation & Supply
- ✓ Installation

*For further information please contact your local branch.*



**MATLOCK** **Pallet Racking**



Complete pallet racking bays to suit a variety of standard pallet sizes. Frames are delivered ready assembled for fast and simple installation. Beams slot into uprights and are secured with locking pins. Kits include 2 x frames (starter bays) or 1 frame (extension bay), 4 x beams, 8 x beam locking pins, shims and floor fixings. Beams are adjustable on a 75mm pitch.



**Pallet Capacity**  
**1000kg**

Maximum 1000kgs per pallet (2 pallets per level).

Bay to Suit Pallet size (mm)	Frame Height (mm)	Beam Width (mm)	Frame Depth (mm)	Start Bay		Extension Bay			
				Order Code <b>MTL-405</b>	List Price/1	Offer Price/1	Order Code <b>MTL-405</b>	List Price/1	Offer Price/1
1200W x 1000D x 1500H	3900	2625	900	<b>-8536K</b>	£819.00	<b>£655.20</b>	<b>-8538K</b>	£582.00	<b>£465.60</b>
1000W x 1200D x 1500H	3900	2225	1100	<b>-8530K</b>	£744.00	<b>£595.20</b>	<b>-8532K</b>	£499.00	<b>£399.20</b>
800W x 1200D x 1500H	3750	1825	1100	<b>-8520K</b>	£655.00	<b>£524.00</b>	<b>-8522K</b>	£432.00	<b>£345.60</b>

SELF ASSEMBLY  
Tools  
Required

7-10 Days

**CONTRACT PRICES AVAILABLE FOR VOLUME PURCHASES**

All Prices Exclude V.A.T. © 2014